





**HAMMOND
MANUFACTURING®**



Thousands of standard enclosures
and accessories for industrial and
commercial applications.

ELECTRONIC ENCLOSURES

9C-16

Contact Us



CANADA

CORPORATE HEADQUARTERS

Hammond Mfg. Co. Ltd.
394 Edinburgh Road, North
Guelph, Ontario N1H 1E5

Phone: (519) 822-2960
Fax: (519) 822-0715
e-mail: CA-info@hammondmfg.com

Les Fabrications Hammond (Quebec) Inc.

985 Rue Bergar
Laval, Quebec H7L 4Z6

Phone: (450) 975-1884
Fax: (450) 975-2098
e-mail: quebec@hammondmfg.com

USA

Hammond Mfg. Co. Inc.

475 Cayuga Rd. #100
Cheektowaga, NY 14225-1309

Phone: (716) 630-7030
Fax: (716) 630-7042
e-mail: US-info@hammondmfg.com

EUROPE

Hammond Electronics Limited

1 Onslow Close
Kingsland Business Park, Basingstoke
Hampshire RG24 8QL
UNITED KINGDOM

Tel: 01256 812812
Fax: 01256 332249
e-mail: EUROPE-info@hammondmfg.com

AUSTRALIA

Hammond Electronics Pty Ltd

ABN 13 099 121 981
11 - 13 Port Rd.
Queenstown
SA 5014
AUSTRALIA

Tel: +61-8-8240-2244
Fax: +61-8-8240-2255
e-mail: oz-info@hammondmfg.com



www.hammondmfg.com

USA

(716) 630-7030

Canada

(519) 822-2960

Quebec

(450) 975-1884

Europe (UK)

01256 812812

Australia

+61-8-8240-2244

Catalog Symbols



Flame Retardant

Look for this symbol if you require plastic enclosures molded from flame retardant material.



Water-Tight

Look for this if you require enclosures designed for wet environments. Hammond water-tight enclosures are designed to meet IP65, IP66, IP67 and/ or NEMA 4, 4X, 12 and 13.



Hand-Held

This symbol indicates that enclosures have been designed for handheld comfort.



EMI/ RFI Shielding

Look for this symbol if you require enclosures with some degree of EMI/ RFI shielding capabilities.



Heavy Duty

Look for this symbol when you require plastic or metal enclosures that are designed to take a beating. These enclosures generally have thicker walls than normal enclosures.

Modified Enclosures

When in-house modifications become tedious, costly, and over-complicated, a factory-modified enclosure is the perfect solution.

Our services include:

- Machining
- Silk Screening
- Pems
- Custom Colors
- Special Sizes

Capabilities vary by series.

Our unique modifications program includes:

- Low minimum orders
- Personal service
- Fast prototypes



www.hammondmfg.com

USA

(716) 630-7030

Canada

(519) 822-2960

Quebec

(450) 975-1884

Europe (UK)

01256 812812

Australia

+61-8-8240-2244

Degree of protection - "IP" Number Explanation

1st Digit

The first digit in the IP rating indicates the degree of protection against **foreign objects**.

Digit Value	Designation	Explanation
0	No protection	No protection of personnel from direct contact with active or moving parts. no protection from access of solid foreign object.
1	Protection against large foreign bodies	Protection of personnel from accidental large area direct contact with active or internal moving parts (ex: hand contact) but no guard against intentional access to such parts. Protection from access of solid foreign objects larger than 12mm in diameter.
2	Protection against medium foreign bodies	Protection from personnel from finger contact with active or internal moving parts. Protection from access of solid foreign objects 12mm in diameter.
3	Protection against small foreign bodies	Protection of personnel from touching active or internal moving parts with tools, wires or similar foreign objects thicker than 2.5mm. Protection from access of solid foreign matter larger than 2.5mm in diameter.
4	Protection against granular foreign bodies	Protection of personnel from touching active or internal moving parts with tools, wires or similar foreign objects thicker than 1mm.
5	Protection from deposit of dust	Total protection of personnel from touching voltage carrying or internal moving parts. protection from harmful deposit of dust. Access of dust is not completely prevented.
6	Protection against access of dust	Total protection of personnel from touching voltage carrying or internal moving parts. Protection from access of dust.

1st Digit


The first digit in the IP rating indicates the degree of protection against **foreign objects**.

Digit Value	Designation	Explanation
0	No protection	No special protection
1	Protection against water dripping vertically	Water drops falling vertically must not have any harmful effect
2	Protection against water dripping off vertically	Water drops falling at any angle up to 15 degrees from vertical must not have any harmful effect.
3	Protection against water spray	Water drops falling at any angle up to 15 degrees from vertical must not have any harmful effect.
4	Protection against splashing water	Water splashin against the object from all directions must not have any harmful effect.
5	Protection from water jets	A jet of water nozzled from all direction must not have any harmful effect.
6	Protection against flooding	Water from temporary flooding, such as heavy seas, must not enter in any harmful quantity.
7	Protection in dipped state	If the object is dipped into water under the defined conditions of pressure and time, water must not enter it in any harmful quantity.
8	Protection in submerged state	If the object is submerged in water, water must not enter in any harmful way.

Example: IP65 IP65 enclosures provide complete protection against ingress from dust. They also prevent ingress from a jet of water.



Catalog Sections



Plastic Enclosures

6-36



Water-Tight Plastic Enclosures

37-49



EMI/ RFI Plastic Enclosures

50-58



Development Board Products

59-63



Extruded Aluminum Enclosures

64-76



Die-Cast Enclosures

77-101



General Purpose Metal Enclosures

102-130



Accessories

131-148



Plastic Enclosures

	1551USB Miniature USB Enclosures	7		1593 Hand Held / Instrument	23
	1551 Miniature Hand-Held Enclosures	8		1594 Heavy Duty (Thick Wall)	25
	1553 Soft-Sided Hand-Held Enclosures	10		1595 Plastic Sloping Console	27
	1553T Soft-Sided Hand-Held Enclosures	13		1596 Potting Boxes	28
	1591XX Multi-purpose Enclosures	15		1598 Instrument Enclosures	29
	1591 Multi-purpose Enclosures	17		1599 Hand Held	31
	1591T Translucent Polycarbonate	20		1599T Sloping Console	33
	1591 Flange Kit for 1591 / 1591XX	21		1599TAB Tablet	35
	1592 "T" Display Enclosures	22			





1551USB

Miniature USB Enclosures



Key Features

- Ideally suited for Dongles and/or mounting small printed circuit boards with USB connectors.
- Molded in ABS plastic (material has a UL94-HB rating).
- Choice of three (3) lengths in five (5) colors. Stocked in black (RAL 9011), grey (RAL 7035), translucent clear, translucent smoke and translucent red.
- Satin texture finish.
- Cover is recessed for easy label installation.
- Complete with lid and two self tapping screws (plated for grey & clear, black for all other colors).
- Two (2) or four (4) P.C. board standoffs molded into interior depending on enclosure size (see drawings on [web site](#) for details).
- Designed to meet IP54.
- USB connector is not included.



Accessories

Replacement Screws (50/pk)



1551USB50 (plated)
1551USB50BK (black)

PC Board Screws (100/pk)



1553WTS100

Part Number	Color	Units	Length	Width	Depth
1551USB1BK	Black	inches mm	1.38 35	0.79 20	0.61 15.5
1551USB1GY	Grey				
1551USB1CLR	TransClear				
1551USB1TSK	TransSmoke				
1551USB1TRD	TransRed				
1551USB2BK	Black	inches mm	1.97 50	0.98 25	0.61 15.5
1551USB2GY	Grey				
1551USB2CLR	TransClear				
1551USB2TSK	TransSmoke				
1551USB2TRD	TransRed				
1551USB3BK	Black	inches mm	2.56 65	1.18 30	0.61 15.5
1551USB3GY	Grey				
1551USB3CLR	TransClear				
1551USB3TSK	TransSmoke				
1551USB3TRD	TransRed				



www.hammondmfg.com

USA

(716) 630-7030

Canada

(519) 822-2960

Quebec

(450) 975-1884

Europe (UK)

01256 812812

Australia

+61-8-8240-2244

1551



Miniature Hand-Held Enclosures



Available with flanged lid.



Key Features:

- Ideally suited for mounting small printed circuit boards or used as potting boxes.
- Molded in a choice of black, gray, or translucent blue general purpose ABS plastic.
- Satin texture finish.
- Complete with lid and two self tapping screws.
- This series is also available with flanged lids.
- Screws are color matched to enclosure (nickel plated screws with grey enclosures and black plated with black enclosures).
- 2 P.C. board standoffs molded into interior.
- Lap joint construction provides protection against access of dust and splashing water.
- Designed to meet IP54.
- Some sizes are available with a keyring kit.
- Models with key ring kit are predrilled in the narrow side.

Some sizes available with key ring



Accessories

Replacement Screws (100/pk)



1591TS100 (plated)
1591TS100BK (black)

PC Board Screws (100/pk)



1553WTS100



www.hammondmfg.com

USA

(716) 630-7030

Canada

(519) 822-2960

Quebec

(450) 975-1884

Europe (UK)

01256 812812

Australia

+61-8-8240-2244

1551




Miniature Hand-Held Enclosures

Black	Gray	Transparent Blue	Black w/ Flanged Lid	Gray With Flanged Lid	Black w/ Key Ring Kit	Gray w/ Key Ring Kit	Units	Length	Width	Depth
1551NBK	1551NGY	1551NTBU	1551NFLBK	1551NFLGY			Inches mm	1.38 35	1.38 35	0.59 15
1551MBK	1551MGY	1551MTBU	1551MFLBK	1551MFLGY			Inches mm	1.38 35	1.38 35	0.79 20
1551QBK	1551QGY	1551QTBU	1551QFLBK	1551QFLGY			Inches mm	1.58 40	1.58 40	0.59 15
1551PBK	1551PGY	1551PTBU	1551PFLBK	1551PFLGY			Inches mm	1.58 40	1.58 40	0.79 20
1551FBK	1551FGY	1551FTBU	1551FFLBK	1551FFLGY			Inches mm	1.97 50	1.38 35	0.59 15
1551GBK	1551GGY	1551GTBU	1551GFLBK	1551GFLGY	1551GRBK	1551GRGY	Inches mm	1.97 50	1.38 35	0.79 20
1551SBK	1551SGY	1551STBU	1551SFLBK	1551SFLGY			Inches mm	1.97 50	1.97 50	0.59 15
1551RBK	1551RGY	1551RTBU	1551RFLBK	1551RFLGY			Inches mm	1.97 50	1.97 50	0.79 20
1551JBK	1551JGY	1551JTBU	1551JFLBK	1551JFLGY			Inches mm	2.36 50	1.38 35	0.59 15
1551HBK	1551HGY	1551HTBU	1551HFLBK	1551HFLGY	1551HRBK	1551HRGY	Inches mm	2.36 50	1.38 35	0.79 20
1551LBK	1551LGY	1551LTBU	1551LFLBK	1551LFLGY			Inches mm	3.15 80	1.58 40	0.59 15
1551KBK	1551KGY	1551KTBU	1551KFLBK	1551KFLGY	1551KRBK	1551KRGY	Inches mm	3.15 80	1.58 40	0.79 20

Critical Data, No Questions

PDF Data Sheets, 2D AutoCAD, and 3D Models are available for download immediately from our web site.



www.hammondmfg.com

USA

(716) 630-7030

Canada

(519) 822-2960

Quebec

(450) 975-1884

Europe (UK)

01256 812812

Australia

+61-8-8240-2244



Key Features:

- Ergonomically designed for hand-held comfort.
- Choice of five sizes and six color combinations:
 - » Light gray case w/ gray overmold
 - » Black case w/ gray overmold
 - » Black case w/ black overmold
 - » Translucent blue case w/ black overmold
 - » Red case w/ black overmold
 - » Yellow case w/ black overmold
- Some sizes offered with battery doors and hardware (see table for more information).
- Molded in general purpose ABS plastic with an overmold, soft plastic grip.
- Top cover is recessed for membrane display or keypad.
- P.C. board standoffs are molded into case (drawings on our [web site](#) for details).
- Most models include a removable end panel for easy modifications.
- Battery door & compartment version includes 4 battery clips (for 2 - AA batteries) and a 9 volt (PP3) battery clip.



For a similar water-tight enclosure, try "1553W" on page 46

Accessories



Belt Clip Kits

1599CLIP (black)
1599CLIPGY (gray)

PC Board Kits for "B", "C" and "D" Sizes



1553BPCB
for "B" and "C"

1553DBPCB
for "D"

IR Panels for "B" and "D" Sizes



1553BIR-BULK



1553DIR-BULK



1553



Soft-Sided Hand-Held Enclosures


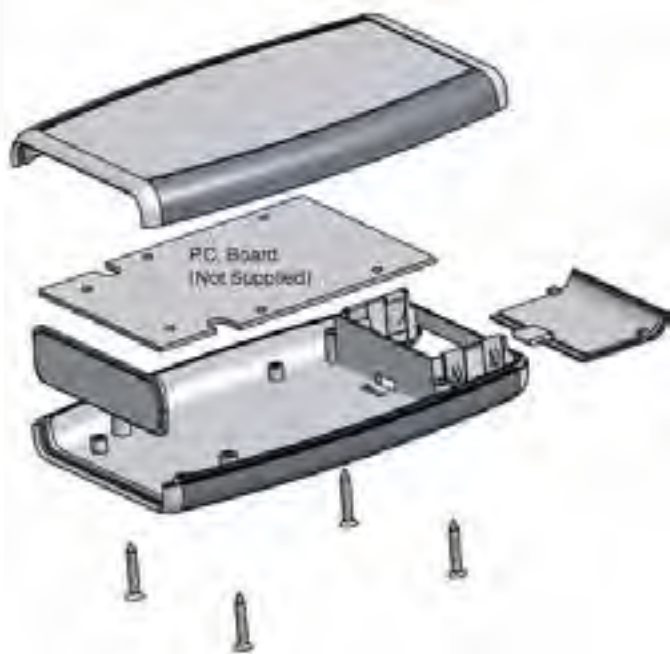


Battery Door Version
Shown with closed
door, 9V battery clip,
and AA battery clips.



Battery door version shown above as a complete kit. Each enclosure includes multiple battery options.

1553 enclosures are available with or without battery compartments.





Critical Data, No Questions

PDF Data Sheets, 2D AutoCAD, and 3D Models are available for download immediately from our web site.



Part Number	Enclosure Color	Soft Side Color	Battery Door	Units	Length	Width	Depth
1553AABK	Black	Gray	No	inches mm	2.95 75	1.97 50	0.67 17
1553AAGY	Grey	Gray	No		inches mm	3.94 100	2.41 61
1553ABK	Black	Gray	No	inches mm		4.62 117	3.11 79
1553AGY	Grey	Gray	No				
1553BBK	Black	Gray	No				
1553BBKBAT	Black	Gray	Yes				
1553BBKBK	Black	Black	No				
1553BBKKBAT	Black	Black	Yes				
1553BGY	Grey	Gray	No				
1553BGYBAT	Grey	Gray	Yes				
1553BRDBK	Red	Black	No				
1553BRDBKBAT	Red	Black	Yes				
1553BTBUBK	TransBlue	Black	No				
1553BTBUBKBAT	TransBlue	Black	Yes				
1553BYLBK	Yellow	Black	No	inches mm	4.62 117	3.11 79	1.3 33
1553BYLBKBAT	Yellow	Black	Yes				
1553CBK	Black	Gray	No	inches mm	4.62 117	3.11 79	0.98 24
1553CBKBAT	Black	Gray	Yes				
1553CGY	Grey	Gray	No				
1553CGYBAT	Grey	Gray	Yes	inches mm	5.8 147	3.5 89	0.98 24
1553DBK	Black	Gray	No				
1553DBKBAT	Black	Gray	Yes				
1553DBKBK	Black	Black	No				
1553DBKKBAT	Black	Black	Yes				
1553DGY	Grey	Gray	No				
1553DGYBAT	Grey	Gray	Yes				
1553DRDBK	Red	Black	No				
1553DRDBKBAT	Red	Black	Yes				
1553DTBUBK	TransBlue	Black	No				
1553DTBUBKBAT	TransBlue	Black	Yes				
1553DYLBK	Yellow	Black	No				
1553DYLBKBAT	Yellow	Black	Yes				



1553T



Soft-Sided Hand-Held Enclosures



Key Features:

- Ergonomically designed for a comfortable fit in the user's hand.
- Available in two sizes, two versions (with or without battery door), and two colors (black or grey).
- Perfect for instrument or mobile data enclosures requiring a keypad and display.
- Both the display and keyboard areas are recessed for membrane devices.
- Molded from flame retardant ABS plastic, choice of black (RAL 9011) or grey (RAL 7035). Material carries a UL flammability rating of 94V-0.
- Handheld section of enclosure includes a dark grey (RAL 7012) overmold, soft plastic grip.
- Enclosure is assembled with M3-0.5 x 18 mm Philips machine screws, threaded into integral brass bushings. Perfect for applications when repetitive assembly and disassembly are required.
- Integral brass bushings are factory inserted into top half of the enclosure (see photos).
- Lap joint construction provides protection against access of dust and splashing water. Designed to meet IP54.
- P.C. board standoffs are molded into the case top & bottom halves (see our [web site](#) for more details).
- Battery door & compartment version (part numbers ending in "BAT") includes:
 - » 1553TT "BAT" versions - 4 battery clips (for 2- AA batteries) and one 9 volt (PP3) battery clip.
 - » 1553T "BAT" versions - 8 battery clips (for 4 - AA batteries) and two 9 volt (PP3) battery clips.
- Contains either one or two end panels (refer to part number table) - removable for easy modification.
- Bottom half of enclosure includes molded in label recess on back:
 - » 1553TT "BAT" versions - 1.73" x 1.3" (44 mm x 33 mm).
 - » 1553T "BAT" versions - 2.2" x 1.65" (56 mm x 42 mm).



Battery door versions include 9V and AA battery clips.



1553T





IP54

Soft-Sided Hand-Held Enclosures

Critical Data, No Questions

PDF Data Sheets, 2D AutoCAD, and 3D Models are available for download immediately from our web site.



Accessories

100-pack of replacement cover screws (M3-0.5 x 18mm flat head)



1594MS100



1594MS100BK

Optional
P.C. Board Screws
(#4 x 1/4" Self Tapping)



1593ATS50 (50-pack)
1593ATS100 (100-pack)



Battery door version shown with clips installed.



Part Number	Color	Battery Door	Removable Top End Panel	Removable Bottom End Panel	Units	Display Section Width	Keyboard Section Width	Length	Enclosure Depth
1553TTBK	Black	No	Yes	Yes	Inches mm	3.15 80	2.68 68	6.5 165	1.1 28
1553TTGY	Grey								
1553TTBKBAT	Black	Yes	Yes	No					
1553TTGYBAT	Grey								
1553TBK	Black	No	Yes	Yes	Inches mm	3.94 100	3.38 85.9	8.27 210	1.26 32
1553TGY	Grey								
1553TBKBAT	Black	Yes	Yes	No					
1553TGYBAT	Grey								



www.hammondmfg.com

USA

(716) 630-7030

Canada

(519) 822-2960

Quebec

(450) 975-1884

Europe (UK)

01256 812812

Australia

+61-8-8240-2244

1591XX



Multi-purpose Enclosures



Key Features:

- Ideally suited for mounting printed circuit boards horizontally.
 - Internal sides of enclosure are smooth for easy connector installation (see photos) - except for the largest enclosure the 1591XXF size which is a universal type which includes P.C. board standoffs in the lid and enclosure PLUS includes card guides.
 - Strong tongue and groove lid to box construction provides protection against access of dust and splashing water.
 - Designed to meet IP54.
 - Lid and box both contain - molded in PC board standoffs.
 - Standard black and gray versions molded from easy to machine, flame retardant ABS plastic (material carries a UL flammability rating of 94V-0).
 - Transparent blue and all economy versions are molded from general purpose (not flame-retardant) plastic.
 - Stocked in satin texture black and grey.
 - On standard versions, the lid is secured with M3 x 10 mm Philips machine screws threaded into integral brass bushings. Perfect for applications with repetitive assembly and disassembly are required.
 - Economy versions are assembled with self tapping screws into fully plastic posts.
 - Black and transparent blue enclosures include black screws, gray enclosures include nick plated screws.
- If you require vertical board mounting, try "1591" on page 17

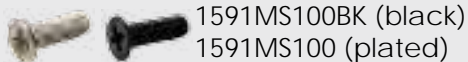


Accessories

Flange Kits (see page)



100-pack of replacement screws



1591MS100BK (black)
1591MS100 (plated)

Belt Clip Kits



1599CLIP (black)
1599CLIPGY (gray)

PC Board Screws



1593ATS50 (50-pack)
1593ATS100 (100-pack)



1591XX



Multi-purpose Enclosures

Standard Version	Standard Flanged	Economy Version	Economy w/ Flangd Lid	Color	Units	Length	Width	Depth (less lid)
1591XXMBK	1591XXMFLBK	1591XXMSBK	1591XXMSFLBK	Black	Inches mm	3.3 85	2.2 57	0.9 24
1591XXMGY	1591XXMFLGY		Grey					
1591XXMTBU			Transparent Blue					
1591XXLBK	1591XXLFLBK	1591XXLSBK	1591XXLSFLBK	Black	Inches mm	3.4 87	2.2 57	1.4 36
1591XXLGY	1591XXLFLGY		Grey					
1591XXLTBU			Transparent Blue					
1591XXABK	1591XXAFLBK	1591XXASBK	1591XXASFLBK	Black	Inches mm	3.9 100	2 51	0.8 22
1591XXAGY	1591XXAFLGY		Grey					
1591XXATBU			Transparent Blue					
1591XXSBK	1591XXSFLBK	1591XXSSBK	1591XXSSFLBK	Black	Inches mm	4.3 110	3.2 82	1.6 41
1591XXSGY	1591XXSFLGY		Grey					
1591XXSTBU			Transparent Blue					
1591XXBBK	1591XXBFLBK	1591XXBSBK	1591XXBSFLBK	Black	Inches mm	4.4 113	2.5 63	1.1 28
1591XXBGY	1591XXBFLGY		Grey					
1591XXBTBU			Transparent Blue					
1591XXCBK	1591XXCFLBK	1591XXCSBK	1591XXCSFLBK	Black	Inches mm	4 121	2.6 66	1.4 37
1591XXCGY	1591XXCFLGY		Grey					
1591XXCTBU			Transparent Blue					
1591XXTBK	1591XXTFLBK	1591XXTSBK	1591XXTSFLBK	Black	Inches mm	4.8 123	3.2 83	2.2 56
1591XXTGY	1591XXTFLGY		Grey					
1591XXTTBU			Transparent Blue					
1591XXGBK	1591XXGFLBK	1591XXGSBK	1591XXGSFLBK	Black	Inches mm	4.8 121	3.7 94	1.4 35
1591XXGGY	1591XXGFLGY		Grey					
1591XXGTBU			Transparent Blue					
1591XXUBK	1591XXUFLBK	1591XXUSBK	1591XXUSFLBK	Black	Inches mm	4.86 123.5	4.86 123.5	2.25 57
1591XXUGY	1591XXUFLGY		Grey					
1591XXDBK	1591XXDFLBK	1591XXDSBK	1591XXDSFLBK	Black	Inches mm	6 152	3.2 82	1.8 47
1591XXDGY	1591XXDFLGY		Grey					
1591XXDTBU			Transparent Blue					
1591XXEBK	1591XXEFLBK	1591XXESBK	1591XXESFLBK	Black	Inches mm	7.6 193	4.4 113	2.2 58
1591XXEGY	1591XXEFLGY		Grey					
1591XXETBU			Transparent Blue					
1591XXFBK	1591XXFBLBK	1591XXFSBK	1591XXFSFLBK	Black	Inches mm	8.7 221	5.9 150	2.3 60
1591XXFGY	1591XXFBLGY		Grey					





Multi-purpose Enclosures



Available with flanged lid or with a cemented bottom flange.

Key Features

- Ideally suited for vertical mounting of printed circuit boards (internal side walls include molded in card guides - see photo to the right).
- Integral card guides accept 1.5 mm (0.062") P.C. cards.
- Lap joint construction provides protection against access of dust and splashing water.
- Designed to meet IP54.
- Standard versions are molded from easy to machine flame retardant ABS plastic which carries a UL flammability rating of 94V-0.
- Economy versions are molded from general purpose (not flame-retardant) plastic.
- On standard versions the lid is secured with M3 x 10 mm Philips machine screws, threaded into integral brass bushings. Perfect for applications when repetitive assembly and disassembly are required (see photo below to the right).
- Economy versions are assembled with self tapping screws into fully plastic posts.
- Black enclosures include black screws, all others - standard nickel finish screws.



Alternatives

- If EMI/ RFI Shielding is required, try "1591R" on page 54
- If card guides are not required or horizontal mounting of printed circuit boards is preferred, try "1591XX" on page 15
- For transparent polycarbonate versions, try "1591T" on page 20.

All models have integral card guides. Shown here with brass bushings for machine screw assembly.



Accessories

Flange Kits (see "1591" on page 21)



Clear Lids

Belt Clip Kits

1599CLIP (black)
1599CLIPGY (gray)



100-pack of replacement screws



1591MS100BK (black)



1591MS100 (plated)



1591TS100 (plated)



1591TS100BK (black)

Standard	Economy	Standard w/ Flanged Lid	Economy w/ Flanged Lid	Standard w/ Bottom Flange	Economy w/ Bottom Flange	Color	Units	Length	Width	Depth (less lid)	Clear Lid (no flange)
1591MBG						Beige	Inches mm	3.3 85	2.2 56	0.8 21	1591LC
1591MBK	1591MSBK	1591MFLBK	1591MSFLBK	1591MF2BK	1591MF2SBK	Black					
1591MBU						Blue					
1591MGY	1591MSGY	1591MFLGY		1591MF2GY	1591MF2SGY	Grey	Inches mm	3.3 85	2.2 56	1.4 35	1591LC
1591LBG						Beige					
1591LBK	1591LSBK	1591LFLBK	1591LSFLBK	1591LF2BK	1591LF2SBK	Black					
1591LBU						Blue	Inches mm	3.9 100	2 50	0.8 21	1591AC
1591LGY	1591LSGY	1591LFLGY		1591LF2GY	1591LF2SGY	Grey					
1591ABG						Beige					
1591ABK	1591ASBK	1591AFLBK	1591ASFLBK	1591AF2BK	1591AF2SBK	Black	Inches mm	4.3 110	3.2 82	1.6 40	1591SC
1591ABU						Blue					
1591AGY	1591ASGY	1591AFLGY		1591AF2GY	1591AF2SGY	Grey					
1591SBG						Beige	Inches mm	4.4 112	2.4 62	1.1 27	1591BC
1591SBK	1591SSBK	1591SFLBK	1591SSFLBK	1591SF2BK	1591SF2SBK	Black					
1591SBU						Blue					
1591SGY	1591SSGY	1591SFLGY		1591SF2GY	1591SF2SGY	Grey	Inches mm	4.4 112	2.4 62	1.1 27	1591BC
1591BBG						Beige					
1591BBK	1591BSBK	1591BFLBK	1591BSFLBK	1591BF2BK	1591BF2SBK	Black					
1591BBU						Blue	Inches mm	4.4 112	2.4 62	1.1 27	1591BC
1591BGY	1591BSGY	1591BFLGY		1591BF2GY	1591BF2SGY	Grey					

1591



Multi-purpose Enclosures

Standard	Economy	Standard w/ Flanged Lid	Economy w/ Flanged Lid	Standard w/ Bottom Flange	Economy w/ Bottom Flange	Color	Units	Length	Width	Depth (less lid)	Clear Lid (no flange)
1591CBG						Beige	Inches mm	4.7 120	2.6 65	1.4 36	1591CC
1591CBK	1591CSBK	1591CFLBK	1591CSFLBK	1591CF2BK	1591CF2SBK	Black					
1591CBU						Blue					
1591CGY	1591CSGY	1591CFLGY		1591CF2GY	1591CF2SGY	Grey					
1591TBG						Beige	Inches mm	4.7 120	3.2 80	2.2 55	1591TC
1591TBK	1591TSBK	1591TFLBK	1591TSFLBK	1591TF2BK	1591TF2SBK	Black					
1591TBU						Blue					
1591TGY	1591TSGY	1591TFLGY		1591TF2GY	1591TF2SGY	Grey					
1591UBG						Beige	Inches mm	4.7 120	4.7 120	2.2 55	1591UC
1591UBK	1591USBK	1591UFLBK	1591USFLBK	1591UF2BK	1591UF2SBK	Black					
1591UBU						Blue					
1591UGY	1591USGY	1591UFLGY		1591UF2GY	1591UF2SGY	Grey					
1591VBG						Beige	Inches mm	4.7 120	4.7 120	3.5 90	1591VC
1591VBK	1591VSBK	1591VFLBK	1591VSFLBK	1591VF2BK	1591VF2SBK	Black					
1591VBU						Blue					
1591VGY	1591VSGY	1591VFLGY		1591VF2GY	1591VF2SGY	Grey					
1591GBG						Beige	Inches mm	4.8 121	3.7 94	1.2 30	1591GC
1591GBK	1591GSBK	1591GFLBK	1591GSFLBK	1591GF2BK	1591GF2SBK	Black					
1591GBU						Blue					
1591GGY	1591GSGY	1591GFLGY		1591GF2GY	1591GF2SGY	Grey					
1591DBG						Beige	Inches mm	5.9 150	3.2 80	1.8 46	1591DC
1591DBK	1591DSBK	1591DFLBK	1591DSFLBK	1591DF2BK	1591DF2SBK	Black					
1591DBU						Blue					
1591DGY	1591DSGY	1591DFLGY		1591DF2GY	1591DF2SGY	Grey					
1591HBG						Beige	Inches mm	6.5 165	2.8 71	1 25	1591HC
1591HBK	1591HSBK	1591HFLBK	1591HSFLBK	1591HF2BK	1591HF2SBK	Black					
1591HBU						Blue					
1591HGY	1591HSGY	1591HFLGY		1591HF2GY	1591HF2SGY	Grey					
1591EBG						Beige	Inches mm	7.5 191	4.3 110	2.2 57	1591EC
1591EBK	1591ESBK	1591EFLBK	1591ESFLBK	1591EF2BK	1591EF2SBK	Black					
1591EBU						Blue					
1591EGY	1591ESGY	1591EFLGY		1591EF2GY	1591EF2SGY	Grey					



www.hammondmfg.com

USA

(716) 630-7030

Canada

(519) 822-2960

Quebec

(450) 975-1884

Europe (UK)

01256 812812

Australia

+61-8-8240-2244



1591T

Translucent Polycarbonate



Key Features

- Ideally suited for mounting printed circuit boards.
- Perfect for applications where parts, sensors or indicators need to be visible.
- Ice Blue version is almost totally transparent to blue, white and near white LEDs, readouts & displays.
- Crystal Clear version is almost totally transparent.
- IR Red version is almost totally transparent to infrared devices.
- Integral card guides accept 1.5 mm (0.062") P.C. cards.
- Lap joint construction provides protection against access of dust and splashing water.
- Designed to meet IP54.
- Molded from flame retardant, easy to machine, translucent polycarbonate (material carries a UL flammability rating of 94V-0).
- Lid is secured with M3 x 10 mm Phillips machine screws, threaded into integral brass bushings.

Part Number	Color	Units	Length	Width	Enclosure Depth (Less Lid)
1591ATBU	Ice Blue	Inches mm	3.9 100	2 50	0.8 21
1591ATCL	Clear				
1591ATRD	IR Red				
1591STBU	Ice Blue	Inches mm	4.3 110	3.2 82	1.6 40
1591STCL	Clear				
1591STRD	IR Red				
1591BTBU	Ice Blue	Inches mm	4.4 112	2.4 62	1.1 27
1591BTCL	Clear				
1591BTRD	IR Red				
1591CTBU	Ice Blue	Inches mm	4.7 120	2.6 65	1.4 36
1591CTCL	Clear				
1591CTRD	IR Red				
1591DTBU	Ice Blue	Inches mm	5.9 150	3.2 80	1.8 46
1591DTCL	Clear				
1591DTRD	IR Red				
1591ETBU	Ice Blue	Inches mm	7.5 191	4.3 110	2.2 57
1591ETCL	Clear				
1591ETRD	IR Red				





Flange Kit for 1591 / 1591XX



Shown here installed on enclosure. (Enclosure sold separately)

Key Features

- Designed to allow for easy mounting of 1591 series or 1591 "S" series or 1591 "T" series or 1591XX series or 1591XX "S" series enclosures to a wall or shelf.
- Includes one flange, molded from fire retardant ABS plastic (material carries a UL flammability rating of 94V-0). Satin texture finish.
- Easily glued to enclosure using standard ABS cement (not included).
- Flange ends are raised on one side to allow easy positioning of enclosure during gluing process.
- Four molded counter sunk holes allow for easy installation to wall or shelf.
- Oval hole in each side of flange allows the unit to be strapped or hung via tie wraps.

Part Number	Color	Use With Enclosure:	Units	Length	Width
1591FABK	Black	1591A or 1591AS or 1591XXA or 1591XXAS	Inches mm	4.93 125	1.85 47
1591FAGY	Grey				
1591FBBK	Black	1591B or 1591BS or 1591XXB or 1591XXBS	Inches mm	5.41 137	2.31 59
1591FBGY	Grey				
1591FCBK	Black	1591C or 1591CS or 1591XXC or 1591XXCS	Inches mm	5.71 145	2.43 62
1591FCGY	Grey				
1591FDBK	Black	1591D or 1591DS or 1591XXD or 1591XXDS	Inches mm	6.97 177	3.01 76
1591FDGY	Grey				
1591FEBK	Black	1591E or 1591ES or 1591XXES	Inches mm	8.66 220	4.2 107
1591FEGY	Grey				
1591FGBK	Black	1591G or 1591GS	Inches mm	5.74 146	3.54 90
1591FGGY	Grey				
1591FHBK	Black	1591H or 1591HS	Inches mm	7.51 191	2.64 67
1591FHGY	Grey				
1591FLBK	Black	1591L or 1591LS 1591M or 1591MS or 1591XXL or 1591XXLS	Inches mm	4.34 110	2.08 53
1591FLGY	Grey				
1591FSBK	Black	1591S or 1591SS	Inches mm	5.31 135	3.11 79
1591FSGY	Grey				
1591FTBK	Black	1591T or 1591TS or 1591XXT or 1591XXTS	Inches mm	5.79 147	3.02 77
1591FTGY	Grey				
1591FUBK	Black	1591U or 1591US 1591V or 1591VS	Inches mm	5.72 145	4.59 117
1591FUGY	Grey				





Key Features:

- Perfect for instrument or mobile data enclosures requiring a keypad and display.
- Available with either a solid display area (1592ETSD) or a versatile opening with a clear lens (1592ETCD).
- Molded from flame retardant ABS plastic, choice of black or grey (material carries a UL flammability rating of 94V-0).
- 1592ETSD offers a solid display area 122 mm x 85 mm (4.8" x 3.4") that will accommodate display boards up to 118 mm x 60 mm (4.6" x 2.37").
- 1592ETCD offers a clear polycarbonate lens 102 mm x 45 mm (4.0" x 1.77") and a plain mylar mask kit allowing for installation of a wide variety of display boards with the protection of the clear lens and dressed by the mylar frame.
- The lens fits snugly into the case and provides protection from dirt and dust.
- The back of the case has been designed to accept a magnetic strip or "hook & loop" fabric mounting tab (see accessories below).
- The display area has been insert tooled in order to provide the capability of custom molding a low-cost display area to specific requirements.

Accessories

Gasket Kit
1592ETG



Magnetic Mounting Strip
1592ETM




Rubber Feet
1592ETRF



Hook & Loop Mounting Strip
1592ETV



Part Number	Color	Display Cutout	Units	Display Width	Keyboard Width	Length	Enclosure Depth (Includes Lid)
1592ETCDBK	Black	Yes	Inches mm	5.1	3.73	9.21	1.35
1592ETCDGY	Grey						
1592ETSDBK	Black	No	Inches mm	5.1	3.73	9.21	1.35
1592ETSDGY	Grey						



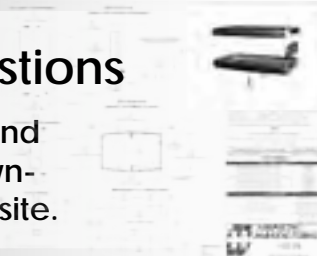
Key Features

- Electronic instrument enclosures, ideally suited for mounting printed circuit boards.
- Ergonomically designed for a comfortable fit into the user's hand.
- Designed to meet IP54 ratings.
- Recessed top for membrane display or pad.
- Units with battery door use our long life "three snap" door.
- Lap joint construction provides protection against dust accumulation and splashing water.
- Molded in a choice of black or grey general purpose ABS plastic with a satin texture.
- Translucent Blue version also available [link here](#)
- Unit is secured with self tapping screws.
- Black enclosures include black screws, grey includes nickel finish screws.
- Part numbers 1593NBK, 1593NGY, and 1593NTBU are specifically designed for smart card readers

Some models are designed with a battery door.

Critical Data, No Questions

PDF Data Sheets, 2D AutoCAD, and 3D Models are available for download immediately from our web site.



1593



Hand Held / Instrument

Accessories

Belt Clip Kits

1599CLIP (black)
1599CLIPGY (gray)



PC Board (some sizes)

1593KPCB (for size "K")
1593LPCB (for size "L")
1593PPCB (for size "P")
1593QPCB (for size "Q")



Infrared Panels

(see table below)



Replacement & Accessory Hardware

(see table below)

Battery Holders

BH1AAAWKIT - (1) AAA Cell
BH2AAAWKIT - (2) AAA Cells
BH1AAWKIT - (1) AA Cell
BH2AAWKIT - (2) AAA Cells
BS61KIT - (1) 9V Cell



*Compatibility varies

Black	Gray	Trans Blue	Removable Panels	Battery Door	Units	Length	Width	Depth	IR panels (10-pack)	Replacement Assembly Screws (100-pack)	PC Board Screws (100-pack)*
1593KBK	1593KGY	1593KTBU	2	No	Inches mm	2.6 66	2.6 66	1.1 28	1593PIR10	1593QS100 (silver) 1593QS100BK (black)	1593ATS100
1593JBK	1593JGY	1593JTBU	0	No	Inches mm	2.6 66	2.6 66	1.1 28	1593PIR10	1593QS100 (silver) 1593QS100BK (black)	1593ATS100
1593ARBK	1593ARGY	1593ARTBU	2	No	Inches mm	2.95 75	2.91 74	1.06 27	1593ARIR10	1591TS100 (silver) 1591TS100BK (black)	*SC519-50 (50-pack)
1593SBK	1593SGY	1593STBU	1	Yes	Inches mm	3.6 92	2.6 66	0.83 21	1593SIR10	1593MS100 (silver) 1593MS100BK (black)	1593ATS100
1593PBK	1593PGY	1593PTBU	1	Yes	Inches mm	3.6 92	2.6 66	1.1 28	1593PIR10	1593QS100 (silver) 1593QS100BK (black)	1593ATS100
1593LBK	1593LGY	1593LTBU	2	No	Inches mm	3.6 92	2.6 66	1.1 28	1593PIR10	1593QS100 (silver) 1593QS100BK (black)	1593ATS100
1593BBBK	1593BBGY	1593BBTBU	2	No	Inches mm	3.75 95	3 77	1.18 30	1593BBIR10	1591TS100 (silver) 1591TS100BK (black)	1593ATS100
1593NBK	1593NGY	1593NTBU	2	No	Inches mm	4.3 110	2.9 75	1 25	1593NIR10	1593QS100 (silver) 1593QS100BK (black)	1593ATS100
1593TBK	1593TGY	1593TTBU	1	Yes	Inches mm	4.4 112	2.6 66	0.83 21	1593SIR10	1593MS100 (silver) 1593MS100BK (black)	1593ATS100
1593QBK	1593QGY	1593QTBU	1	Yes	Inches mm	4.4 112	2.6 66	1.1 28	1593PIR10	1593QS100 (silver) 1593QS100BK (black)	1593ATS100
1593DBK	1593DGY	1593DTBU	2	No	Inches mm	4.5 114	1.4 36	1 25	1593DIR10	1593QS100 (silver) 1593QS100BK (black)	1593ATS100
1593YBK	1593YGY	1593YTBU	1	Yes	Inches mm	5.5 140	2.6 66	1.1 28	1593PIR10	1593QS100 (silver) 1593QS100BK (black)	1593ATS100
1593XBK	1593XGY	1593XTBU	2	No	Inches mm	5.5 140	2.6 66	1.1 28	1593PIR10	1593QS100 (silver) 1593QS100BK (black)	1593ATS100



www.hammondmfg.com

USA

(716) 630-7030

Canada

(519) 822-2960

Quebec

(450) 975-1884

Europe (UK)

01256 812812

Australia

+61-8-8240-2244

1594



Heavy Duty (Thick Wall)



Key Features

- Rugged electronic instrument enclosures, ideally suited for mounting printed circuit boards.
- Heavy duty, thick wall design with an average wall thickness of .13" (3.3 mm).
- Standard versions from flame retardant ABS plastic (carries a UL flammability rating of 94V-0).
- On standard versions, countersunk lid is secured with four M3 x 0.5 - 0.71" (18 mm) long, Philips machine screws threaded into integral brass bushings. Perfect for applications with repetitive assembly and disassembly are required.
- Economy version is molded in general purpose ABS plastic.
- Economy version utilizes self tapping screws into plastic posts (no brass inserts).
- Designed to meet IP54 (see gasket kit accessory below to meet IP66).
- Stocked in black and grey with matte textured finish.
- **For water-tight versions**, try "1594W" on page 47.
- For EMI/ RFI shielded versions, try "1594RFI" on page 51 or "1594R" on page 58

Accessories



Machine Screws (100-pack)

1594MS100



Self Tapping Screws for Economy Versions (100-pack)

1594TS100



Water-Tight Screws with O-Rings (100-pack)

1594WMS100

Gasket Kits (see table)



www.hammondmfg.com

USA

(716) 630-7030

Canada

(519) 822-2960

Quebec

(450) 975-1884

Europe (UK)

01256 812812

Australia

+61-8-8240-2244

1594



Heavy Duty (Thick Wall)

Thick walls



Standard version features machine screws into brass busings.

Lid shown with gasket accessory kit



Economy versions feature self-tapping screws into plastic posts



Standard Version	Economy Version	Color	Units	Length	Width	Depth (less lid)	Gasket Kit (sold as pair)
1594ABK	1594ASBK	Black	Inches mm	2.2	2.2	1.1	1594AGASKET
1594AGY	1594ASGY	Grey		56	56	28	
1594BBK	1594BSBK	Black	Inches mm	3.2	2.2	1.1	1594BGASKET
1594BGY	1594BSGY	Grey		81	56	28	
1594CBK	1594CSBK	Black	Inches mm	4.1	2.6	1.3	1594CGASKET
1594CGY	1594CSGY	Grey		105	66	33	
1594DBK	1594DSBK	Black	Inches mm	5.2	2.6	1.7	1594DGASKET
1594DGY	1594DSGY	Grey		131	66	43	
1594EBK	1594ESBK	Black	Inches mm	6.6	4.2	2.1	1594EGASKET
1594EGY	1594ESGY	Grey		167	107	53	



1595



Plastic Sloping Console



Key Features

- Desk top electronic instrument enclosure, ideally suited for mounting printed circuit boards.
- Molded from flame retardant ABS plastic (material carries a UL flammability rating of 94V-0).
- Two piece construction. Integral card guides accept 1.5 mm (0.062") P.C. cards. 0.20" diameter stand off bosses in the base for supporting various subassemblies.
- Integral brass bushings with four M3 x 0.5" x 8 mm (0.31") Phillips pan head screws hold recessed panel into sloping front of case.
- 1.01 mm (0.04") aluminum panel with paper on one side.
- Four self-adhesive feet included.
- Stocked in black and grey.



Part Number	Color	Units	Width	Length	Depth (Back of Console)
1595CBK	Black	Inches	3.35	3.78	2.28
1595GY	Gray	mm	161	96	58
1595EBK	Black	Inches	8.47	5.12	2.95
1595EGY	Gray	mm	215	130	75



www.hammondmfg.com

USA

(716) 630-7030

Canada

(519) 822-2960

Quebec

(450) 975-1884

Europe (UK)

01256 812812

Australia

+61-8-8240-2244

1596

Potting Boxes



Key Features

- One piece molded construction - no lid. Designed for potting box applications.
- Molded from black general purpose ABS plastic.
- Temperature rated -20° to +94° C.
- 1.0 mm (0.04") wall thickness.

Part Number	Package Quantity	Units	Length	Width	Depth
1596B109	1	Inches mm	0.45	0.45	0.35
1596B109-10	10		11.5	11.5	9
1596B110	1	Inches mm	0.85	0.55	0.46
1596B110-10	10		22	14	12
1596B101	1	Inches mm	0.98	0.79	0.59
1596B101-10	10		25	20	15
1596B112	1	Inches mm	0.98	0.98	0.98
1596B112-10	10		25	25	25
1596B102	1	Inches mm	1.18	0.79	0.59
1596B102-10	10		30	20	15
1596B111	1	Inches mm	1.18	1.18	0.79
1596B111-10	10		30	30	20
1596B103	1	Inches mm	1.57	1.37	0.79
1596B103-10	10		40	35	20
1596B107	1	Inches mm	1.57	1.57	0.79
1596B107-10	10		40	40	20
1596B113	1	Inches mm	1.57	1.57	1.15
1596B113-10	10		40	40	29
1596B104	1	Inches mm	1.96	1.57	1.18
1596B104-10	10		50	40	30
1596B108	1	Inches mm	1.96	1.96	1.18
1596B108-10	10		50	50	30
1596B105	1	Inches mm	2.95	1.98	1.39
1596B105-5	5		75	50	35
1596B114	1	Inches mm	2.95	2.95	1.57
1596B114-5	5		75	75	40
1596B115	1	Inches mm	3.5	2.52	1.28
1596B115-5	5		89	64	32.5
1596B106	1	Inches mm	3.93	2.36	0.99
1596B106-5	5		100	60	25





1598

Instrument Enclosures



Key Features

- Desk top electronic instrument enclosure, ideally suited for mounting printed circuit boards.
- Molded from flame retardant ABS plastic (material carries a UL flammability rating of 94V-0).
- Designed to meet IP54.
- An RFI/EMI shielded version is also available - the 1598R series.
- Two sets of vertical 1.5 mm (0.062") P.C. board guides are molded into case halves front and rear.
- Front and rear panels are 1.6 mm (0.064") brushed aluminum with protective paper on one side.
- Cases halves are secured with M3 x 0.5" x 10 mm (0.39") Phillips machine screws threaded into tapped integral brass bushings. Perfect for applications with repetitive assembly and disassembly are required.
- Integral horizontal P.C. card mounts on Eurocard centers.
- P.C. card standoffs molded into top & bottom half of enclosure - require #6 x 1/4" (6.4mm) screws - part number 1598ATS100
- Stocked in matte textured black and grey.
- **If EMI/ RFI shielding is required, try "1598R" on page 56**

Accessories



Tilt Bails



Extra Aluminum End Panels



Extra Plastic End Panels



Replacement Machine Screws
1591MS100 (100-pack)



Replacement Self-Tapping Screws
1591TS100 (100-pack)



PC Board Screws
198ATS100 (100-pack)





1598

Instrument Enclosures



Enclosures feature PC board guides and integral mounting bosses.



Shown here with tilt bail installed

Standard Version	Economy Version	Economy w/ Black Plastic Panels	Color	Units	Length	Width	Height	Tilt Bail	Aluminum End Panels (pair)	Plastic End Panels (pair)
1598BBK			Black	Inches	5.28	5.31	1.96		1598PLB-AL	1598PLBBK
1598BGY	1598BSGY	1598BSGYPBK	Grey	mm	134	135	50			
1598ABK			Black	Inches	6.18	3.7	1.42		1598PLA-AL	1598PLABK
1598AGY	1598ASGY	1598ASGYPBK	Grey	mm	157	94	36			
1598EBK			Black	Inches	6.3	6.3	3.38	1598TH1	1598PLE-AL	1598PLEBK
1598EGY	1598ESGY	1598ESGYPBK	Grey	mm	160	160	86			
1598BBBK			Black	Inches	7.05	6.06	1.42	1598TH1	1598PLBB-AL	1598PLBBBK
1598BBGY	1598BBSGY	1598BBSGYPBK	Grey	mm	179	154	36			
1598CBK			Black	Inches	7.09	6.1	2.04	1598TH1	1598PLC-AL	1598PLCBK
1598CGY	1598CSGY	1598CSGYPBK	Grey	mm	180	155	52			
1598DBK			Black	Inches	7.09	8.11	2.52	1598TH2	1598PLD-AL	1598PLDBK
1598DGY	1598DSGY	1598DSGYPBK	Grey	mm	180	206	64			
1598FBK			Black	Inches	9.84	6.3	1.58	1598TH1	1598PLF-AL	1598PLFBK
1598FGY	1598FSGY	1598FSGYPBK	Grey	mm	250	160	40			
1598GBK			Black	Inches	9.84	6.3	3.00	1598TH1	1598PLG-AL	1598PLGBK
1598GGY	1598GSGY	1598GSGYPBK	Grey	mm	250	160	76			
1598HBK			Black	Inches	11.02	7.87	1.58	1598TH2	1598PLH-AL	1598PLHBK
1598HGY	1598HSGY	1598HSGYPBK	Grey	mm	280	200	40			
1598JBK			Black	Inches	11.02	7.87	3.00	1598TH2	1598PLJ-AL	1598PLJBK
1598JGY	1598JSGY	1598JSGYPBK	Grey	mm	280	200	76			





Key Features

- Attractively styled and ergonomically designed for use as a “hand-held” instrument enclosure.
 - Standard version is molded from flame retardant ABS plastic (rated UL94V-0) and is assembled with machine screws into integral brass bushings.
 - Economy version is molded from economical plastic (not flame retardant) and is assembled with self-tapping screws into plastic posts.
 - Recessed top for membrane display or pad.
 - Lap joint construction provides protection against access of dust and splashing water.
 - Extra deep top and ultra shallow base are specifically designed to enhance the aesthetics of the enclosure and provide the user with flexibility and assembly efficiency.
 - Designed to meet IP54.
 - Two keyhole knockouts are molded into the inside of the base to facilitate wall mounting installation.
- **If EMI/ RFI shielding is required, try “1599RFI” on page 52**

Accessories



Battery Dividers



Battery Holders

Belt Clip Kits

1599CLIP (black)
1599CLIPGY (gray)



Extra Machine Screws (100-pack)

For standard versions



Extra Self-Tapping Screws (100-pack)

For economy versions



Optional PC Board Screws

1593ATS50 (50-pack)
1593ATS100 (100-pack)



Battery Holder Compatibility

Part Number	Batteries	Enclosure Size
BH1AAW	(1) AA	1599 B, E, H, or K
BH2AAW	(2) AA	1599 B, E, H, or K
BH1AAAW	(1) AAA	1599 B, E, H, or K
BH2AAAW	(2) AAA	1599 B, E, H, or K
BH3AAAW	(3) AAA	1599 E, H, or K
BH4AAAW	(4) AAA	1599 E, H, or K
BS61	(1) 9V	1599B, E, H, or K


1599



Hand Held



Shown with optional belt clips and battery dividers



Standard models use machine screws into brass bushings. Economy models use self tapping screws.



All sizes available with or without battery door

Standard	Economy	Color	Battery Door Incl.	Belt Clip Incl.	Units	Length	Width	Depth	Battery Divider	Machine Screws (Standard Version Only)	Self-Tapping Screws (Economy Version Only)
1599BBK		Black	No	No	Inches mm	5.12 130	2.56 65	0.97 25	1599BD-BULK	1594MS100 (silver) 1594MS100BK (black)	1599BTS100
1599BGY	1599BSGY	Grey									
1599BBKBAT		Black	Yes	No							
1599BGYBAT	1599BSGYBAT	Grey									
1599BBKCP		Black	No	Yes							
1599BGYCP		Grey									
1599BBKBATCP		Black	Yes	Yes							
1599BGYBATCP		Grey									
1599EBK		Black	No	No	Inches mm	6.7 170	3.35 85	1.33 34	1599ED-BULK	1599HMS100 (silver) 1599HMS100BK (black)	1598TS100
1599EGY	1599ESGY	Grey									
1599EBKBAT		Black	Yes	No							
1599EGYBAT	1599ESGYBAT	Grey									
1599HBK		Black	No	No	Inches mm	8.66 220	4.33 110	1.73 44	1599HD-BULK	1599HMS100 (silver) 1599HMS100BK (black)	1598TS100
1599HGY	1599HSGY	Grey									
1599HBKBAT		Black	Yes	No							
1599HGYBAT	1599HSGYBAT	Grey									
1599KBK		Black	No	No	Inches mm	8.66 220	5.5 140	1.6 40.5		1599HMS100 (silver) 1599HMS100BK (black)	1598TS100
1599KGY	1599KSGY	Grey									
1599KBKBAT		Black	Yes	No							
1599KGYBAT	1599KSGYBAT	Grey									





1599T

Sloping Console



Short slope shown in black. Long slope shown in gray.



Key Features

- Rear of units contain one or two (depending on console size), flat removeable panels for easy modifications.
- Standard versions are molded from flame retardant ABS plastic (material carries a UL flammability rating of 94V-0).
- Economy version is molded from general purpose (not flame retardant) ABS plastic.

Accessories

Extra Machine Screws For Standard Version



1591MS100 (100-pack)

Extra Self-Tapping Screws For Economy Version



1598TS100 (100-pack)

Optional PC Board Screws



1593ATS50 (50-pack)
1593ATS100 (100-pack)



Battery Holders

Battery Holder Compatibility

Part Number	Batteries	Enclosure Size
BH1AAW	(1) AA	1599 E, H or K
BH2AAW	(2) AA	1599 E, H or K
BH1AAAW	(1) AAA	1599 E, H or K
BH2AAAW	(2) AAA	1599 E, H or K
BH3AAAW	(3) AAA	1599 E, H or K
BH4AAAW	(4) AAA	1599 E, H or K
BS61	(1) 9V	1599 E, H or K






1599T

Sloping Console

Models come with one or two removable end panels depending on size.



Standard models use machine screws into brass bushings. Economy models use self tapping screws.



Standard Version	Economy Version	Color	Slope Form	Battery Door	Removable Panels	Units	Front to Rear Depth	Width	Rear Enclosure Height	Front Enclosure Height
1599ETSBK		Black	Short	No	1	Inches mm	3.37 85.5	6.69 170	1.34 34.1	0.73 18.6
1599ETSGY	1599ESTSGY	Grey								
1599HTSBK		Black	Short	No	2	Inches mm	4.33 110	8.66 220	1.57 40	0.75 19
1599HTSGY	1599HTSSGY	Grey								
1599KTSBK		Black	Short	No	2	Inches mm	5.51 140	8.66 220	1.83 46.5	0.82 20.7
1599KTSGY	1599KSTSGY	Grey								
1599KTLBK		Black	Long	No	1	Inches mm	8.66 220	5.5 140	1.6 40.5	0.71 18
1599KTLGY	1599KSTLGY	Grey								
1599KTLBKBAT		Black		Yes						
1599KTLGYBAT	1599KSTLGYBAT	Grey								



1599TAB

Tablet



Key Features:

- Low profile - ergonomically designed for a comfortable fit into the user's hands.
- Perfect for instrument or mobile data enclosures requiring a touch screen.
- Choice of two sizes - both available with or without battery compartment.
- Molded from flame retardant ABS plastic, choice of black (RAL 9011) or grey (RAL 7035) - material carries a UL flammability rating of 94V-0.
- Enclosure is assembled with six (6) - M3-0.5 x 18 mm Philips machine screws, threaded into integral brass bushings. Perfect for applications when repetitive assembly and disassembly are required.
- Integral brass bushings are factory inserted into the top half of the enclosure (see photos).
- Lap joint construction provides protection against access of dust and splashing water. Designed to meet IP54.
- P.C. board standoffs are molded into case top & bottom halves (see drawings or photos for more details).
- Battery door & compartment version (part numbers ending in "BAT") includes 8 battery clips (for 4 - AA batteries) and two 9 volt (PP3) battery clips.
- Contains one end panel - removable for easy modification.
- Bottom half of enclosure includes a square - molded inlay for labels (drawings at www.hammondmfg.com for details).

Accessories

100-pack of replacement cover screws (M3-0.5 x 18mm flat head)



1594MS100



1594MS100BK

Optional
P.C. Board Screws
(#4 x 1/4" Self Tapping)



1593ATS50 (50-pack)
1593ATS100 (100-pack)



www.hammondmfg.com

USA

(716) 630-7030

Canada

(519) 822-2960

Quebec

(450) 975-1884

Europe (UK)

01256 812812

Australia

+61-8-8240-2244

1599TAB

Tablet




Battery door version shown with AA battery clips, 9V battery clips, and with door snapped closed.



Critical Data, No Questions

PDF Data Sheets, 2D AutoCAD, and 3D Models are available for download immediately from our web site.



Part Number	Color	Battery Door & Compartment	Removable End Panel	Units	Length	Width	Depth
1599TABS BK	Black	No	Yes	Inches mm	4.72 120	3.74 95	1.06 27
1599TABSGY	Grey						
1599TABS BKBAT	Black	Yes	Yes	Inches mm			
1599TABSGYBAT	Grey						
1599TABMBK	Black	No	Yes	Inches mm	6.67 170	5.31 135	1.06 27
1599TABMGY	Grey						
1599TABMBK BAT	Black	Yes	Yes	Inches mm			
1599TABMGYBAT	Grey						
1599TABLBK	Black	No	Yes	Inches mm	9.45 240	7.48 190	1.18 30
1599TABLGY	Grey						
1599TABLBK BAT	Black	Yes	Yes	Inches mm			
1599TABLGYBAT	Grey						



www.hammondmfg.com

USA

(716) 630-7030

Canada

(519) 822-2960

Quebec

(450) 975-1884

Europe (UK)

01256 812812

Australia

+61-8-8240-2244

Water-Tight Plastic Enclosures



1554
Watertight Plastic - Flat Lid

38



1555
Watertight Plastic - Styled Lid

41



1555F
Watertight Plastic - Flanged Lid

44



1553W
Soft-Sided Hand-Held Enclosures

46



1594W
Watertight - Thick Wall

47



1590ZGRP
Glass Reinforced Polyester

48



1554



Watertight Plastic - Flat Lid



Key Features

- Ideally suited for mounting printed circuit boards or DIN rail mounted components (see photo features below for details).
- ABS Versions are molded from general purpose material which carries a flammability rating of UL94-HB. For indoor use.
- Polycarbonate versions are UV stabilized for outdoor use. Gray polycarb carries a UL94-5VA rating, while clear and smoked lids carry a UL94V-0 rating.
- Polycarbonate versions are UL 508 listed (File # E65324).
- Enclosure color is a light gray (RAL 7035).
- Gasketed lid with two piece "tongue & groove" construction provides protection against access of oil, dust and water.
- Gasket is one piece made from high temperature, U.L. listed silicone.
- Designed to meet IP 66 & NEMA 4, 4X, 12 & 13 ratings.
- Lid is secured with included M4 stainless steel machine screws which are threaded into integral stainless steel bushings for repetitive assembly & disassembly. All hardware is stainless steel to avoid corrosion caused by dissimilar metals.
- Lid screws are self captivating (lid holes are threaded with the first installation of lid screws).
- Internal features are maximized for mounting options and vary with size:
 - » Internal DIN rail mounting tabs molded into most models, except sizes "C" and "D".
 - » Threaded (M3) integral brass inserts and/or standoffs (#6 self tapping screws) for P.C. board or inner panel mounting in all but the smallest size ("B").
 - » Vertical P.C. card guides (for 1.5 mm thick P.C. boards) are molded in all but the smallest size ("B").



Accessories

Inner Panels



Foot Kit



www.hammondmfg.com

USA

(716) 630-7030

Canada

(519) 822-2960

Quebec

(450) 975-1884

Europe (UK)

01256 812812

Australia

+61-8-8240-2244

1554



Watertight Plastic - Flat Lid

Available with clear or smoked lids.



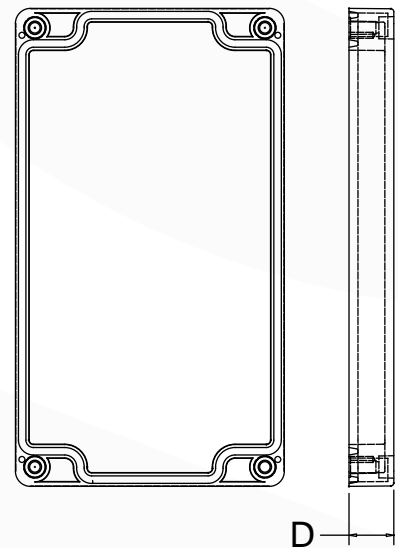
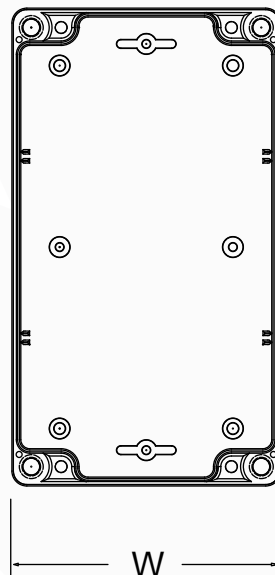
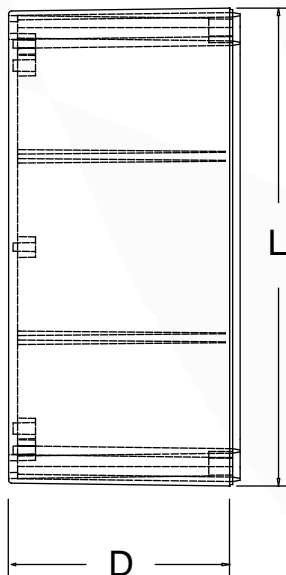
Shown here with galvanized steel inner panel installed



Feet kit can be installed and locked in place either vertically or horizontally



Wall or shelf-mount through holes in the back of the enclosure (outside the gasket perimeter).



www.hammondmfg.com

USA

(716) 630-7030

Canada

(519) 822-2960

Quebec

(450) 975-1884

Europe (UK)

01256 812812

Australia

+61-8-8240-2244

1554



IP
66



Watertight Plastic - Flat Lid

ABS With Gray Lid	Polycarbonate With Gray Lid	Polycarbonate With Clear Lid	Polycarbonate With Smoked Lid	Lid Screws	Units	Length (L)	Width (W)	Total Height (D+D)	Inner Panel	Foot Kit	Replacement Gasket
1554BGY	1554B2GY	1554B2GYCL	1554B2GYSL	4	in mm	2.6 65	2.6 65	1.6 40	1554BPL	1554FT	1554BGASKET
1554EGY	1554E2GY	1554E2GYCL	1554E2GYSL	4	in mm	3.5 90	3.5 90	2.4 60	1554EPL	1554FT	1554EGASKET
1554EEGY	1554EE2GY	1554EE2GYCL	1554EE2GYSL	4	in mm	3.5 90	3.5 90	90.5 3.56	1554EPL	1554FT	1554EGASKET
1554CGY	1554C2GY	1554C2GYCL	1554C2GYSL	4	in mm	4.7 120	2.6 65	1.6 40	1554CPL	1554FT	1554CGASKET
1554DGY	1554D2GY	1554D2GYCL	1554D2GYSL	4	in mm	4.7 120	2.6 65	2.4 60	1554CPL	1554FT	1554CGASKET
1554FGY	1554F2GY	1554F2GYCL	1554F2GYSL	4	in mm	4.7 120	3.5 90	2.4 60	1554FPL	1554FT	1554FGASKET
1554GGY	1554G2GY	1554G2GYCL	1554G2GYSL	4	in mm	4.7 120	3.5 90	3.15 80	1554FPL	1554FT	1554FGASKET
1554NGY	1554N2GY	1554N2GYCL	1554N2GYSL	4	in mm	4.7 120	4.7 120	2.4 60	1554NPL	1554FT	1554NGASKET
1554PGY	1554P2GY	1554P2GYCL	1554P2GYSL	4	in mm	4.7 120	4.7 120	3.15 80	1554NPL	1554FT	1554NGASKET
1554JGY	1554J2GY	1554J2GYCL	1554J2GYSL	4	in mm	6.3 160	3.5 90	2.4 60	1554JPL	1554FT	1554JGASKET
1554KGY	1554K2GY	1554K2GYCL	1554K2GYSL	4	in mm	6.3 160	3.5 90	3.5 90	1554JPL	1554FT	1554JGASKET
1554RGY	1554R2GY	1554R2GYCL	1554R2GYSL	4	in mm	6.3 160	6.3 160	2.4 60	1554RPL	1554FT	1554RGASKET
1554SGY	1554S2GY	1554S2GYCL	1554S2GYSL	4	in mm	6.3 160	6.3 160	3.5 90	1554RPL	1554FT	1554RGASKET
1554HGY	1554H2GY	1554H2GYCL	1554H2GYSL	4	in mm	7.1 180	4.7 120	2.4 60	1554HPL	1554FT	1554HGASKET
1554TGY	1554T2GY	1554T2GYCL	1554T2GYSL	4	in mm	7.1 180	4.7 120	3.5 90	1554HPL	1554FT	1554HGASKET
1554UGY	1554U2GY	1554U2GYCL	1554U2GYSL	4	in mm	7.9 200	4.7 120	3.5 90	1554UPL	1554FT	1554UGASKET
1554VGY	1554V2GY	1554V2GYCL	1554V2GYSL	4	in mm	9.4 240	6.3 160	3.5 90	1554VPL	1554FT	1554VGASKET
1554VAGY	1554VA2GY	1554VA2GYCL	1554VA2GYSL	6	in mm	9.4 240	6.3 160	3.5 90	1554VAPL	1554FT	1554VAGASKET
1554VBGY	1554VB2GY	1554VB2GYCL	1554VB2GYSL	6	in mm	9.4 240	6.3 160	4.7 120	1554VAPL	1554FT	1554VAGASKET
1554XGY	1554X2GY	1554X2GYCL	1554X2GYSL	6	in mm	11.81 300	7.87 200	3.54 90	1554XPL	1554FT	1554XGASKET
1554XAGY	1554XA2GY	1554XA2GYCL	1554XA2GYSL	6	in mm	11.81 300	7.87 200	4.72 120	1554XPL	1554FT	1554XGASKET
1554YGY	1554Y2GY	1554Y2GYCL	1554Y2GYSL	6	in mm	11.81 300	9.45 240	3.74 95	1554YPL	1554FT	1554YGASKET
1554YAGY	1554YA2GY	1554YA2GYCL	1554YA2GYSL	6	in mm	11.81 300	9.45 240	4.72 120	1554YPL	1554FT	1554YGASKET



www.hammondmfg.com

USA

(716) 630-7030

Canada

(519) 822-2960

Quebec

(450) 975-1884

Europe (UK)

01256 812812

Australia

+61-8-8240-2244

1555



Watertight Plastic - Styled Lid



Key Features



- Ideally suited for mounting printed circuit boards or DIN rail mounted components (see photo features below for details).
- "Styled" lid version has three main advantages over our flat lid (1554 series) - also see photo features below:
 - » Smooth recessed surface on lid for a membrane keypad or label
 - » Standoffs molded in the interior of the lid (except for size "B"). Designed for #6 self tapping screws
 - » More modern "styled" look vs. our traditional flat lid (1554 series)
- ABS Versions are molded from general purpose material which carries a flammability rating of UL94-HB. For indoor use.
- Polycarbonate versions are UV stabilized for outdoor use. Gray polycarb carries a UL94-5VA rating.
- Polycarbonate versions are UL 508 listed (File # E65324).
- Enclosure color is a light gray (RAL 7035).
- Gasketed lid with two piece "tongue & groove" construction provides protection against access of oil, dust and water.
- Gasket is one piece made from high temperature, U.L. listed silicone.
- Designed to meet IP 66 & NEMA 4, 4X, 12 & 13 ratings.
- Lid is secured with included M4 stainless steel machine screws which are threaded into integral stainless steel bushings for repetitive assembly & disassembly. All hardware is stainless steel to avoid corrosion caused by dissimilar metals.
- Lid screws are self captivating (lid holes are threaded with the first installation of lid screws).
- Internal features are maximized for mounting options and vary with size:
 - » Internal DIN rail mounting tabs molded into most models, except sizes "C" and "D".
 - » Threaded (M3) integral brass inserts and/or standoffs (for #6 self tapping screws) for P.C. board or inner panel mounting in all but the smallest size ("B").
 - » Vertical P.C. card guides (for 1.5 mm thick P.C. boards) are molded in all but the smallest size ("B").



Accessories

Inner Panels



Foot Kit



www.hammondmfg.com

USA

(716) 630-7030

Canada

(519) 822-2960

Quebec

(450) 975-1884

Europe (UK)

01256 812812

Australia

+61-8-8240-2244

1555



Watertight Plastic - Styled Lid

PC board mounting bosses molded into the lid as well as the box.



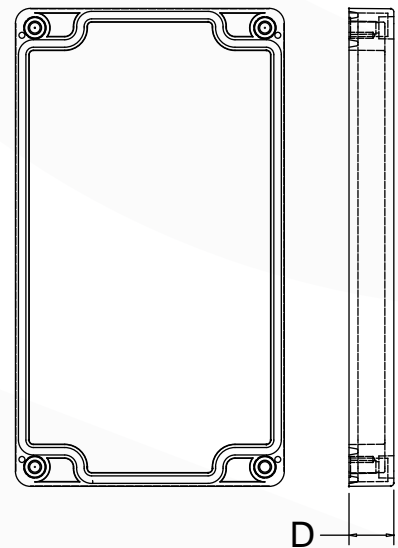
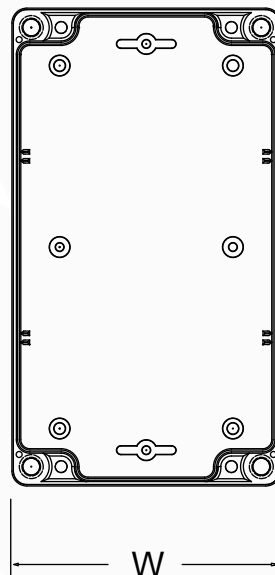
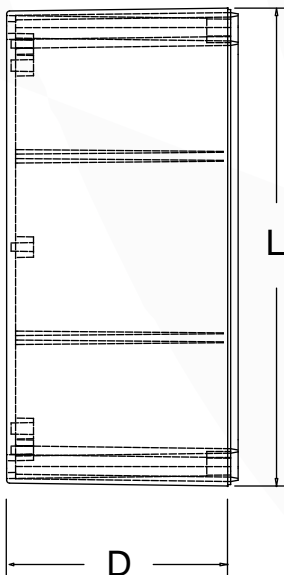
Shown here with galvanized steel inner panel installed



Feet kit can be installed and locked in place either vertically or horizontally



Wall or shelf-mount through holes in the back of the enclosure (outside the gasket perimeter).



1555



Watertight Plastic - Styled Lid

ABS Plastic With Gray Lid	Polycarbonate With Gray Lid	Lid Screws	Units	Length (L)	Width (W)	Total Height (D+D)	Inner Panel	Foot Kit	Replacement Gasket
1555BGY	1555B2GY	4	in mm	2.6 65	2.6 65	1.6 40	1554BPL	1554FT	1554BGASKET
1555EGY	1555E2GY	4	in mm	3.5 90	3.5 90	2.4 60	1554EPL	1554FT	1554EGASKET
1555EEGY	1555EE2GY	4	in mm	3.5 90	3.5 90	90.5 3.56	1554EPL	1554FT	1554EGASKET
1555CGY	1555C2GY	4	in mm	4.7 120	2.6 65	1.6 40	1554CPL	1554FT	1554CGASKET
1555DGY	1555D2GY	4	in mm	4.7 120	2.6 65	2.4 60	1554CPL	1554FT	1554CGASKET
1555FGY	1555F2GY	4	in mm	4.7 120	3.5 90	2.4 60	1554FPL	1554FT	1554FGASKET
1555GGY	1555G2GY	4	in mm	4.7 120	3.5 90	3.15 80	1554FPL	1554FT	1554FGASKET
1555NGY	1555N2GY	4	in mm	4.7 120	4.7 120	2.4 60	1554NPL	1554FT	1554NGASKET
1555PGY	1555P2GY	4	in mm	4.7 120	4.7 120	3.15 80	1554NPL	1554FT	1554NGASKET
1555JGY	1555J2GY	4	in mm	6.3 160	3.5 90	2.4 60	1554JPL	1554FT	1554JGASKET
1554KGY	1555K2GY	4	in mm	6.3 160	3.5 90	3.5 90	1554JPL	1554FT	1554JGASKET
1555RGY	1555R2GY	4	in mm	6.3 160	6.3 160	2.4 60	1554RPL	1554FT	1554RGASKET
1555SGY	1555S2GY	4	in mm	6.3 160	6.3 160	3.5 90	1554RPL	1554FT	1554RGASKET
1555HGY	1555H2GY	4	in mm	7.1 180	4.7 120	2.4 60	1554HPL	1554FT	1554HGASKET
1555TGY	1555T2GY	4	in mm	7.1 180	4.7 120	3.5 90	1554HPL	1554FT	1554HGASKET
1555UGY	1555U2GY	4	in mm	7.9 200	4.7 120	3.5 90	1554UPL	1554FT	1554UGASKET
1555VGY	1555V2GY	4	in mm	9.4 240	6.3 160	3.5 90	1554VPL	1554FT	1554VGASKET
1555VAGY	1555VA2GY	6	in mm	9.4 240	6.3 160	3.5 90	1554VAPL	1554FT	1554VAGASKET
1555VBGY	1555VB2GY	6	in mm	9.4 240	6.3 160	4.7 120	1554VAPL	1554FT	1554VAGASKET
1555XGY	1555X2GY	6	in mm	11.81 300	7.87 200	3.54 90	1554XPL	1554FT	1554XGASKET
1555XAGY	1555XA2GY	6	in mm	11.81 300	7.87 200	4.72 120	1554XPL	1554FT	1554XGASKET
1555YGY	1555Y2GY	6	in mm	11.81 300	9.45 240	3.74 95	1554YPL	1554FT	1554YGASKET
1555YAGY	1555YA2GY	6	in mm	11.81 300	9.45 240	4.72 120	1554YPL	1554FT	1554YGASKET



1555F



Watertight Plastic - Flanged Lid



Key Features:



- Designed for harsh industrial environments or outdoor applications (security, outdoor wireless, controls etc. etc.)
- Ideally suited for mounting printed circuit boards, panels or DIN rail mounted components (see photo features for details).
- Designed for wall mounting. Interior is secure as lid screws are behind the lid. Can be made more secure if wall mounted with security screws (tamper resistant screws).
- Satin texture finish with smooth recessed surface on lid for a membrane keypad or label
- Standoffs molded in the interior of the lid & enclosure - designed for #4 x 1/4" self tapping screws (our part number **1555TS100**)
- Choice of two materials:
 - » General purpose ABS plastic (material carries a UL flammability rating of UL94 HB). Not recommended for outdoor use.
 - » Polycarbonate (material carries a UL flammability rating of UL94 V0 @ 3mm) - Recommended for outdoor use.
- Color is a light gray (RAL 7035) to help keep heat absorption down.
- Gasketed lid with two piece "tongue & groove" construction provides protection against access of oil, dust and water.
- Gasket is one piece made from high temperature, U.L. listed silicone.
- Designed to meet IP 67 & NEMA 4, 4X, 12 & 13 ratings.
- Polycarbonate version is UL 508 listed (File # E65324).
- Flanged lid is secured with self captivating M4 stainless steel machine screws (included), threaded into integral stainless steel bushings for repetitive assembly & disassembly. All hardware is stainless steel to avoid corrosion caused by dissimilar metals.
- Flanged lid screws are self captivating (lid holes are threaded with the first installation of lid screws).
- Internal features are maximized for mounting options and vary with size:
 - » Internal DIN rail mounting tabs molded into lid (except smaller 1555CF22 & 1555CF42 enclosures).
 - » Standoffs (#6 self tapping screws) for P.C. board or inner panel mounting in all sizes (see drawings at www.hammondmfg.com for details).



Accessories

Inner Panels



www.hammondmfg.com

USA

(716) 630-7030

Canada

(519) 822-2960

Quebec

(450) 975-1884

Europe (UK)

01256 812812

Australia

+61-8-8240-2244


1555F



IP67



Watertight Plastic - Flanged Lid



ABS Plastic	Polycarbonate	Units	Length	Width	Height	Inner Panel	Replacement Gaskets (Pair)
1555CF22GY	1555C2F22GY	mm inches	120 4.7	66 2.6	42 1.65	1555CFPL	1554CGASKET
1555CF42GY	1555C2F42GY	mm inches	120 4.7	66 2.6	62 2.44		
1555FF17GY	1555F2F17GY	mm inches	120 4.7	91 3.6	37 1.47	1555FFPL	1554FGASKET
1555FF42GY	1555F2F42GY	mm inches	120 4.7	91 3.6	62 2.44		
1555NF17GY	1555N2F17GY	mm inches	120 4.7	120 4.7	37 1.47	1555NFPL	1554NGASKET
1555NF42GY	1555N2F42GY	mm inches	120 4.7	120 4.7	62 2.44		
1555JF17GY	1555J2F17GY	mm inches	159 6.3	91 3.6	37 1.47	1555JFPL	1554JGASKET
1555JF42GY	1555J2F42GY	mm inches	159 6.3	91 3.6	62 2.44		
1555HF17GY	1555H2F17GY	mm inches	180 7.1	120 4.7	37 1.47	1555HFPL	1554HGASKET
1555HF42GY	1555H2F42GY	mm inches	180 7.1	120 4.7	62 2.44		



www.hammondmfg.com

USA

(716) 630-7030

Canada

(519) 822-2960

Quebec

(450) 975-1884

Europe (UK)

01256 812812

Australia

+61-8-8240-2244

1553W



Soft-Sided Hand-Held Enclosures



Key Features:

- Ergonomically designed for hand-held comfort.
- Designed to meet IP65. Uses a one piece silicone gasket (installed).
- Enclosure utilizes tongue & groove construction - molded into the top & bottom halves.
- Choice of three sizes & two color combinations:
 - » Light gray (RAL 7035) enclosure with gray (RAL 7012) grip.
 - » Black (RAL 9011) enclosure with gray (RAL 7012) grip.
- Main body molded in flame retardant ABS plastic (FRABS) which is UV stabilized.
- Features a grey overmold of soft plastic for a comfortable grip.
- Top cover is recessed for a membrane display or keypad.
- P.C. board standoffs are molded into both the top & bottom of the enclosure. M2 screws for standoffs are not included.
- Front panel is an integral part of the top half of the enclosure.
- Enclosure is secured with black Phillips, stainless steel, machine screws, threaded into integral brass bushings. Perfect for applications when repetitive assembly and disassembly are required.
- Assembly hardware included - for replacement part numbers - see individual drawings at www.hammondmfg.com.
- **For more soft sided enclosures** see our hand-held series, "1553" on page 12



Part Number	Color	Battery Door	Units	Length	Width	Depth
1553WBBK	Black	No	inches	4.62	3.11	0.98
1553WBGY	Grey		mm	117	0.79	25
1553WCBK	Black	No	inches	4.62	3.11	1.26
1553WCGY	Grey		mm	117	0.79	32
1553WDBK	Black	No	inches	5.8	3.54	0.98
1553WDGY	Grey		mm	147	89	25



1594W



Watertight - Thick Wall



Key Features:

- Ergonomically designed for hand-held comfort.
- Rugged electronic instrument enclosures, ideally suited for mounting printed circuit boards.
- Heavy duty, thick wall design with an average wall thickness of .13" (3.3 mm).
- Molded from flame retardant ABS plastic (carries a UL flammability rating of 94V-0).
- Designed to meet IP54 (see gasket kit accessory below to meet IP66).
- Countersunk lid is secured with four M3 x 0.5 - 0.71" (18 mm) long, Philips machine screws threaded into integral brass bushings. Perfect for applications with repetitive assembly and disassembly are required.
- Stocked in black and grey with matte textured finish.
- **Other versions of this series are available:**
 - » General Purpose Heavy Duty, "1594" on page 26
 - » EMI / RFI Shielded, "1594R" on page 58


Accessories



Water-Tight Screws with O-Rings (100-pack)

1594WMS100

Replacement Gaskets (Pair)
See Table Below



Part Number	Color	Units	Length	Width	Depth (less lid)	Replacement Gaskets
1594AWBK	Black	Inches mm	2.2	2.2	1.1	1594AGASKET
1594AWGY	Grey		56	56	28	
1594BWBK	Black	Inches mm	3.2	2.2	1.1	1594BGASKET
1594BWGY	Grey		81	56	28	
1594CWBK	Black	Inches mm	4.1	2.6	1.3	1594CGASKET
1594CWGY	Grey		105	66	33	
1594DWBK	Black	Inches mm	5.2	2.6	1.7	1594DGASKET
1594DWGY	Grey		131	66	43	
1594EWBK	Black	Inches mm	6.6	4.2	2.1	1594EGASKET
1594EWGY	Grey		167	107	53	



www.hammondmfg.com

USA

(716) 630-7030

Canada

(519) 822-2960

Quebec

(450) 975-1884

Europe (UK)

01256 812812

Australia

+61-8-8240-2244

1590ZGRP

Glass Reinforced Polyester



Key Features:

- Molded from a grey, glass reinforced polyester. Smooth finish.
- Includes gasketed lid with two piece "tongue & groove" construction.
- Heavy duty, thick wall design.
- Designed to meet IP66.
- North American Mark of Safety - C UL & UL listed. Industrial Control Panel Enclosure Certified to NEMA 4, 4X standards (UL 508) - File #E65324
- Lid contains self captivated stainless steel screws.
- Gasket material is Mohogumi rubber (EDPM). Heat resistance 100-120 degree C, cold -40 degree C
- Easy wall mounting via "through box - blind hole" construction, outside of the gasket protection (see photos below).
- Internal mounting shelf & bonding / mounting nuts molded in (see "open" photos or drawings for more details).
- Optional 14 gauge, galvanized steel inner panels available (see drawings for details and part number listing below).



Accessories

Hinge Kit

1427HK




Panel Screws

see table



Inner Panels

see table



www.hammondmfg.com

USA

(716) 630-7030

Canada

(519) 822-2960

Quebec

(450) 975-1884

Europe (UK)

01256 812812

Australia

+61-8-8240-2244

1590ZGRP



Glass Reinforced Polyester



Part Number	Units	Length	Width	Assembled Depth	Enclosure Depth	Lid Depth	Inner Panel	Extra Panel Screws
1590ZGRP081	Inches mm	3.17 80.5	2.97 75.5	2.17 55	1.58 40	0.59 15	1590ZGRP081PL	SCGM4
1590ZGRP084	Inches mm	3.17 80.5	2.97 75.5	2.95 75	2.38 60.5	0.59 15	1590ZGRP081PL	SCGM4
1590ZGRP082	Inches mm	4.32 110	2.94 75	2.17 55	1.58 40	0.59 15	1590ZGRP082PL	SCGM4
1590ZGRP121	Inches mm	4.72 120	4.78 122	3.57 90.7	2.56 65	0.98 25	1590ZGRP121PL	SCGM6GRP
1590ZGRP083	Inches mm	6.3 160	2.94 75	2.17 55	1.58 40	0.59 15	1590ZGRP083PL	SCGM4
1590ZGRP161	Inches mm	6.3 160	6.3 160	3.56 90	2.76 70	0.8 20	1590ZGRP161PL	SCGM6GRP
1590ZGRP131	Inches mm	7.48 190	2.94 75	2.17 55	1.58 40	0.59 15	1590ZGRP131PL	SCGM4
1590ZGRP233	Inches mm	7.87 200	9.84 250	4.54 115	3.74 95	0.8 20	1590ZGRP233PL	SCGM6GRP
1590ZGRP123	Inches mm	8.66 220	4.72 120	3.56 90	2.56 65	0.98 25	1590ZGRP123PL	SCGM6GRP
1590ZGRP234	Inches mm	10.04 255	9.87 250.8	4.73 120.25	3.74 95	0.99 25.25	1590ZGRP234PL	SCGM6GRP
1590ZGRP235	Inches mm	10.04 255	9.87 250.8	6.32 160.5	3.74 95	2.58 65.5	1590ZGRP234PL	SCGM6GRP
1590ZGRP162	Inches mm	10.24 260	6.3 160	3.56 90	2.76 70	0.77 20	1590ZGRP162PL	SCGM6GRP
1590ZGRP163	Inches mm	14.2 360	6.3 160	3.54 90	2.8 71	3.54 90	1590ZGRP163PL	SCGM6GRP
1590ZGRP243	Inches mm	15.75 400	9.84 250	4.73 120.25	3.74 95	0.99 25.25	1590ZGRP243PL	SCGM6GRP
1590ZGRP244	Inches mm	15.75 400	9.84 250	6.3 160	3.78 96	2.56 65	1590ZGRP243PL	SCGM6GRP
1590ZGRP253	Inches mm	15.94 405	15.75 400	4.72 120	3.93 100	0.79 20	1590ZGRP253PL	SCGM6GRP
1590ZGRP263	Inches mm	23.62 600	9.84 250	4.72 120	3.74 95	0.99 25	1590ZGRP263PL	SCGM6GRP
1590ZGRP264	Inches mm	23.62 600	9.84 250	6.3 160	3.78 96	2.56 65	1590ZGRP263PL	SCGM6GRP



www.hammondmfg.com

USA

(716) 630-7030

Canada

(519) 822-2960

Quebec

(450) 975-1884

Europe (UK)

01256 812812

Australia

+61-8-8240-2244

EMI/ RFI Shielded Enclosures

Contents

	1594RFI Thick Wall - EMI / RFI Plastic	51			
	1599RFI Hand Held- EMI/ RFI Plastic	52			
	1591R Multipurpose - EMI/ RFI Coated	54			
	1598R Instrument - EMI / RFI Coated	56			
	1594R Thick Wall - EMI / RFI Coated	58			



1594RFI



Thick Wall - EMI / RFI Plastic



Key Features:

- Designed for EMI/RFI shielding applications - using conductive plastic (a compound of plastic and stainless steel fibers).
- For shielding effectiveness reports see "recommended reading" section below.
- Electronic instrument enclosures, ideally suited for mounting printed circuit boards.
- Thick wall design with an average wall thickness of 0.13" (3.3 mm).
- Molded from a compound of stainless steel fibers and flame retardant ABS plastic (carries a UL flammability rating of 94V-0).
- Designed to meet IP54.
- NOTE: Material is brittle - acts like phenolic - NOT FOR HIGH IMPACT USE.
- Countersunk lid is secured with four M3 x 0.5 - 0.71" (18 mm) long, Phillips machine screws threaded into integral brass bushings. Perfect for applications with repetitive assembly and disassembly are required.
- Black with matte textured finish.
- **For non-shielded applications, try:**
 - » General Purpose "1594" on page 26
 - » Water-Tight "1594W" on page 47

SAFETY NOTES:

- Conductive plastic is NOT an insulator - these enclosures must be treated like a metal enclosure.
- Conductive plastic will act as a heating element - any significant current flow will cause the plastic to heat and produce smoke.



Accessories



Machine Screws (100-pack)

1594MS100

Part Number	Color	Units	Length	Width	Enclosure Depth (Less Lid)
1594RFIABK	Black	Inches mm	2.2 56	2.2 56	1.1 28
1594RFIBBK	Black	Inches mm	3.2 81	2.2 56	1.1 28
1594RFICBK	Black	Inches mm	4.1 105	2.6 66	1.3 33
1594RFIDBK	Black	Inches mm	5.2 131	2.6 66	1.7 43
1594RFIEBK	Black	Inches mm	6.6 167	4.2 107	2.1 53



1599RFI



Hand Held- EMI/ RFI Plastic



Key Features:

- Designed for EMI/RFI shielding applications - using conductive plastic (a compound of plastic and stainless steel fibers).
- For shielding effectiveness reports see "recommended reading" section below.
- Attractively styled and ergonomically designed for use as a "hand-held" instrument enclosure.
- Molded from a compound of stainless steel fibers and flame retardant ABS plastic (material carries a UL flammability rating of 94V-0).
- Recessed top for membrane display or pad.
- Lap joint construction provides protection against dust accumulation and splashing water.
- Extra deep top and ultra shallow base are specifically designed to enhance the aesthetics of the enclosure and provide the user with flexibility and assembly efficiency.
- Designed to meet IP54.
- NOTE: Material is brittle - acts like phenolic - NOT FOR HIGH IMPACT USE.
- Lid is secured with Philips machine screws, threaded into tapped integral brass bushings. Perfect for applications with repetitive assembly and disassembly are required.
- **For non-shielded applications**, try series "1599" on page 32

Accessories

Battery Holders



Battery Holder Compatibility		
Part Number	Batteries	Enclosure Size
BH1AAW	(1) AA	1599 B, E, H, or K
BH2AAW	(2) AA	1599 B, E, H, or K
BH1AAAW	(1) AAA	1599 B, E, H, or K
BH2AAAW	(2) AAA	1599 B, E, H, or K
BH3AAAW	(3) AAA	1599 E, H, or K
BH4AAAW	(4) AAA	1599 E, H, or K
BS61	(1) 9V	1599B, E, H, or K



Extra Machine Screws (100-pack)

see table

Optional PC Board Screws



1593ATS50 (50-pack)
1593ATS100 (100-pack)



www.hammondmfg.com

USA

(716) 630-7030

Canada

(519) 822-2960

Quebec

(450) 975-1884

Europe (UK)

01256 812812

Australia

+61-8-8240-2244

1599RFI



Hand Held- EMI / RFI Shielded

SAFETY NOTES:

- Conductive plastic is NOT an insulator - these enclosures must be treated like a metal enclosure.
- Conductive plastic will act as a heating element - any significant current flow will cause the plastic to heat and produce smoke.

Part Number	Color	Battery Door	Units	Length	Width	Enclosure Depth (Includes Lid)	Extra Screws (100/pk)
1599RFIBBK	Black	No	Inches	5.12	2.56	0.97	1594MS100
1599RFIBKBAT	Black	Yes	mm	130	65	25	
1599RFIEBK	Black	No	Inches	6.7	3.35	1.33	1591MS100
1599RFIEKBAT	Black	Yes	mm	170	85	34	
1599RFIHBK	Black	No	Inches	8.66	4.33	1.73	1591MS100
1599RFIHBKBAT	Black	Yes	mm	220	110	44	
1599RFIKBK	Black	No	Inches	8.66	5.5	1.6	1591MS100
1599RFIKKBAT	Black	Yes	mm	220	140	40.5	



1591R



Multipurpose - EMI/ RFI Coated




Key Features:

- Ideally suited for vertical mounting of printed circuit boards; internal side walls include molded in card guides.
- Molded from flame retardant ABS plastic (material carries a UL flammability rating of 94V-0).
- Interior of each enclosure part is specially masked and sprayed with an RFI/EMI copper conductive coating (see photo above).
- Coating manufacturer specifies an attenuation of more than 75 db from 1 Mhz. to 1 Ghz.
- Designed to meet IP54.
- Lid is secured with M3 x 10 mm Philips machine screws, threaded into integral brass bushings. Perfect for applications when repetitive assembly and disassembly are required.
- Smooth black finish with black screws.

For general purpose applications where shielding is not required, try series "1591" on page 21

Critical Data, No Questions

PDF Data Sheets, 2D AutoCAD, and 3D Models are available for download immediately from our web site.



www.hammondmfg.com

USA

(716) 630-7030

Canada

(519) 822-2960

Quebec

(450) 975-1884

Europe (UK)

01256 812812

Australia

+61-8-8240-2244

1591R



Hand Held- EMI / RFI Coated

Accessories

Flange Kits
(see table)



Belt Clip Kits



1599CLIP

100-pack of
replacement
screws



1591MS100BK (black)

Part Number	Color	Units	Length	Width	Enclosure Depth Less Lid	Flange Kit
1591RLBK	Black	Inches mm	3.3 85	2.2 56	1.4 35	1591FLBK
1591RABK	Black	Inches mm	3.9 100	2 50	0.8 21	1591FABK
1591RSBK	Black	Inches mm	4.3 110	3.2 82	1.6 40	1591FSBK
1591RBBK	Black	Inches mm	4.4 112	2.4 62	1.1 27	1591FBBK
1591RCBK	Black	Inches mm	4.7 120	2.6 65	1.4 36	1591FCBK
1591RTBK	Black	Inches mm	4.7 120	3.2 80	2.2 55	1591FTBK
1591RUBK	Black	Inches mm	4.7 120	4.7 120	2.2 55	1591FUBK
1591RVBK	Black	Inches mm	4.7 120	4.7 120	3.5 90	1591FUBK
1591RGBK	Black	Inches mm	4.8 121	3.7 94	1.2 30	1591FGBK
1591RDBK	Black	Inches mm	5.9 150	3.2 80	1.8 46	1591FDBK
1591RHBK	Black	Inches mm	6.5 165	2.8 71	1 25	1591FHBK
1591REBK	Black	Inches mm	7.5 191	4.3 110	2.2 57	1591FEBK



www.hammondmfg.com

USA

(716) 630-7030

Canada

(519) 822-2960

Quebec

(450) 975-1884

Europe (UK)

01256 812812

Australia

+61-8-8240-2244

1598R



Instrument - EMI / RFI Coated



Key Features:

- Desk top electronic instrument enclosure, ideally suited for mounting printed circuit boards.
- Molded from flame retardant ABS plastic (material carries a UL flammability rating of 94V-0).
- Interior of each enclosure half is specially masked and sprayed with an RFI/EMI copper conductive coating (see close up photo below).
- Coating manufacturer specifies an attenuation of more than 75 db from 1 Mhz. to 1 Ghz.
- Designed to meet IP54.
- Two sets of vertical 1.5 mm (0.062") P.C. board guides are molded into case halves front and rear.
- Front and rear panels are 1.6 mm (0.064") brushed aluminum with protective paper on one side.
- Cases halves are secured with M3 x 0.5" x 10 mm (0.39") Philips machine screws threaded into tapped integral brass bushings. Perfect for applications with repetitive assembly and disassembly are required.
- Integral horizontal P.C. card mounts on Euro-card centers.
- P.C. card standoffs molded into top & bottom half of enclosure - require #6 x 1/4" (6.4mm) screws - part number 1598ATS100
- Stocked in matte textured black.
- **When shielding is not required, try "1598" on page 29**

Accessories



Tilt Bails



Extra Aluminum End Panels



Replacement Machine Screws
1591MS100 (100-pack)



PC Board Screws
198ATS100 (100-pack)



1598R



Instrument - EMI / RFI Coated

Part Number	Color	Units	Length	Width	Height	Extra Aluminum Panels (Pair)	Tilt Bail Kits
1598RBBK	Black	Inches mm	5.28 134	5.31 135	1.96 50	1598PLB-AL	
1598RABK	Black	Inches mm	6.18 157	3.7 94	1.42 36	1598PLA-AL	
1598REBK	Black	Inches mm	6.3 160	6.3 160	3.38 86	1598PLE-AL	1598TH1
1598RBBBK	Black	Inches mm	7.05 179	6.06 154	1.42 36	1598PLBB-AL	1598TH1
1598RCBK	Black	Inches mm	7.09 180	6.1 155	2.04 52	1598PLC-AL	1598TH1
1598RDBK	Black	Inches mm	7.09 180	8.11 206	2.52 64	1598PLD-AL	1598TH2
1598RFBK	Black	Inches mm	9.84 250	6.3 160	1.58 40	1598PLF-AL	1598TH1
1598RGBK	Black	Inches mm	9.84 250	6.3 160	3 76	1598PLG-AL	1598TH1
1598RHBK	Black	Inches mm	11.02 280	7.87 200	1.58 40	1598PLH-AL	1598TH2
1598RJBK	Black	Inches mm	11.02 280	7.87 200	3 76	1598PLJ-AL	1598TH2



1594R



Thick Wall - EMI / RFI Coated



Key Features:

- Rugged electronic instrument enclosures, ideally suited for mounting printed circuit boards.
 - Heavy duty, thick wall design with an average wall thickness of .13" (3.3 mm).
 - Also suited for vertical or horizontal mounting of printed circuit boards (using optional P.C. card guides - see accessories below).
 - Molded from flame retardant ABS plastic (material carries a UL flammability rating of 94V-0).
 - Interior of each enclosure part is specially masked and sprayed with an RFI/EMI copper conductive coating (see photo above).
 - Coating manufacturer specifies an attenuation of more than 75 db from 1 Mhz. to 1 Ghz.
 - Designed to meet IP54.
 - Countersunk lid is secured with four M3 x 0.5 - 0.71" (18 mm) long, Philips machine screws threaded into integral brass bushings. Perfect for applications with repetitive assembly and disassembly are required.
 - Stocked in black with matte textured finish.
- **For non-shielded applications, try:**
- » General Purpose "1594" on page 26
 - » Water-Tight "1594W" on page 47

Accessories



**Extra Machine Screws
(100-pack)**

1594MS100

Part Number	Color	Units	Length	Width	Enclosure Depth (Less Lid)
1594RABK	Black	Inches mm	2.2 56	2.2 56	1.1 28
1594RBBK	Black	Inches mm	3.2 81	2.2 56	1.1 28
1594RCBK	Black	Inches mm	4.1 105	2.6 66	1.3 33
1594RDBK	Black	Inches mm	5.2 131	2.6 66	1.7 43
1594REBK	Black	Inches mm	6.6 167	4.2 107	2.1 53



www.hammondmfg.com

USA

(716) 630-7030

Canada

(519) 822-2960

Quebec

(450) 975-1884

Europe (UK)

01256 812812

Australia

+61-8-8240-2244

Development Board Products

1593HAM Series

Enclosures

Hammond's 1593HAM series of plastic enclosure are specifically designed to house many of the most popular development boards and miniature computers on the market.

Hammond Eggs

are open-air platforms on which Arduinos or Raspberry Pi's can be mounted. The adaptable underside can be used to mount PC boards, panels, and is even compatible with popular interlocking brick systems.



www.hammondmfg.com

USA

(716) 630-7030

Canada

(519) 822-2960

Quebec

(450) 975-1884

Europe (UK)

01256 812812

Australia


+61-8-8240-2244

Products Designed For

Arduino

Development Board Enclosures

*Arduinos are not included with enclosures or Eggs.



Part Number	Color	Units	Length	Width	Height	Compatible Arduino Models
1593HAMARBK	Black	in. mm	2.95 75	2.81 74	1.06 27	Leonardo, M0 Pro, Uno, Yun
1593HAMARGY	Gray					
1593HAMARTBU	Trans Blue					
1593HAMAR2TBU	Trans Blue	in. mm	4.72 120	3.74 95	1.06 27	Leonardo, M0 Pro, Uno, Yun, 101
1593HAMAR3BK	Black					
1593HAMAR3GY	Gray					
1593HAMAR3TBU	Trans Blue	in. mm	5.71 145.1	3.94 100.1	1.3 33	Uno, Due, Leonardo, Ethernet, Mega ADK, Mega 2560, Yun, 101
1593HAMEGG1TBK	Trans Black					
1593HAMEGG1TBU	Trans Blue					
1593HAMEGG1TPU	Trans Purple					



www.hammondmfg.com

USA

(716) 630-7030

Canada

(519) 822-2960

Quebec

(450) 975-1884

Europe (UK)

01256 812812

Australia

+61-8-8240-2244

Products Designed For

Raspberry Pi

Development Board Enclosures



1593HAMEGG2TBU



*Raspberry Pi's are not included with enclosures or Eggs.



Part Number	Color	Units	Length	Width	Height	Compatible Raspberry Pi Models
1593HAMP13BK	Black	in mm	3.88 98.54	2.74 69.49	1.16 29.6	Raspberry Pi 3 model B
1593HAMP13CLR	Clear					
1593HAMP13GY	Gray					
1593HAMP13TBU	Trans Blue					
1593HAMP12BK	Black	in mm	3.88 98.54	2.74 69.49	1.16 29.6	Raspberry Pi Model B+ Raspberry Pi 2 Model B
1593HAMP12CLR	Clear					
1593HAMP12GY	Gray					
1593HAMP12TBU	Trans Blue					
1593HAMP1BK	Black	in mm	4.1 104.2	2.58 65.5	1.18 30	Raspberry Pi Model B
1593HAMP1CLR	Clear					
1593HAMP1GY	Gray					
1593HAMP1TBU	Trans Blue					
1593HAMEGG1TBK	Trans Black	in mm	5.71 145.1	3.94 100.1	1.3 33	Raspberry Pi Model A+ Raspberry Pi Model B Raspberry Pi Model B+ Raspberry Pi 2 Model B Raspberry Pi 3 Model B
1593HAMEGG1TBU	Trans Blue					
1593HAMEGG1TPU	Trans Purple					



www.hammondmfg.com

USA

(716) 630-7030

Canada

(519) 822-2960

Quebec

(450) 975-1884

Europe (UK)

01256 812812

Australia

+61-8-8240-2244

Products Designed For Beaglebone

Development Board Enclosures



Part Number	Color	Units	Length	Width	Height	Compatible Beaglebone Models
1593HAMDOGBK	Black	in mm	3.75 95	3.04 77	1.18 30	Beaglebone (white)
1593HAMDOGGY	Gray					
1593HAMDOGTBU	Trans Blue					
1593HAMBONEBK	Black	in mm	3.75 95	3.04 77	1.18 30	Beaglebone Black
1593HAMBONEGY	Gray					
1593HAMBONETBU	Trans Blue					
1593HAMBOGRBK	Black	in mm	3.75 95	3.04 77	1.18 30	Beaglebone Green
1593HAMBOGRGY	Gray					
1593HAMBOGRTBU	Trans Blue					



***Beaglebones are not included with enclosures.**



Products Designed For

Intel & Freescale

Development Board Enclosures







Part Number	Color	Units	Length	Width	Height	Compatible Models
1593HAMFREE1BK	Black	mm in	3.6 92	2.6 66	1.1 28	Freescale Freedom FRDM-KL02Z & FRDM- KL05Z
1593HAMFREE1GY	Gray					
1593HAMFREE1TBU	Trans Blue					
1593HAMFREE2BK	Black	mm in	3.6 92	2.6 66	1.1 28	Freescale Freedom FRDM-KL25Z
1593HAMFREE2GY	Gray					
1593HAMFREE2TBU	Trans Blue					
1593HAMGAL2TBU	Trans Blue	in mm	5.71 145	3.09 78.5	1.79 45.5	Intel Galileo Gen 2



***Boards are not included with enclosures.**



Extruded Aluminum Enclosures

	1455 Extruded Aluminum - General Purpose	65	
	1457 Extruded Aluminum - Water-Tight or EMI/ RFI	72	  
	1455NC Extruded Aluminum - Channel Mount	74	
	1455HD Extruded Aluminum - Heat Dissipation	75	
	1455ZT Extruded Aluminum - "Zap Trap" Style	76	





1455

Extruded Aluminum

Key Features:

- Designed to house P.C. boards or for equipment interfacing.
- Sized for standard Eurocards.
- P.C. boards mount horizontally by sliding into internal slots extruded into the enclosure body.
- Rugged body constructed from extruded aluminum with a minimum thickness of .06" (1.5 mm).
- Extruded body includes a slide removable "belly" plate - except in smaller sizes "A" through "D"

Includes:

- Two aluminum end panels - finish matched to extruded aluminum body (or link here if you prefer our solid plastic end panel version)
- Two black ABS plastic bezels (your option to install)
- Extruded aluminum body - choice of clear, black, blue or red anodized finish
- Self adhesive rubber feet. Replacements are available - order part number **1421T2CL** (pack of 24).
- All hardware - end panel screws are #6 x 3/8" TTT - thread rolling, steel screws with a #4 flat head phillips drive. Zinc plate finish - either clear or black (black screws are used on the black, blue & red models).
- For black replacement screws (quantity 100) order part number **1455MS100BK**
- For clear replacement screws (quantity 100) order part number **1455MS100**
- NOTE: Recommended screw torque is 5 lbf/in

Extras

Replacement Rubber Feet (24-pack)



1421T2CL

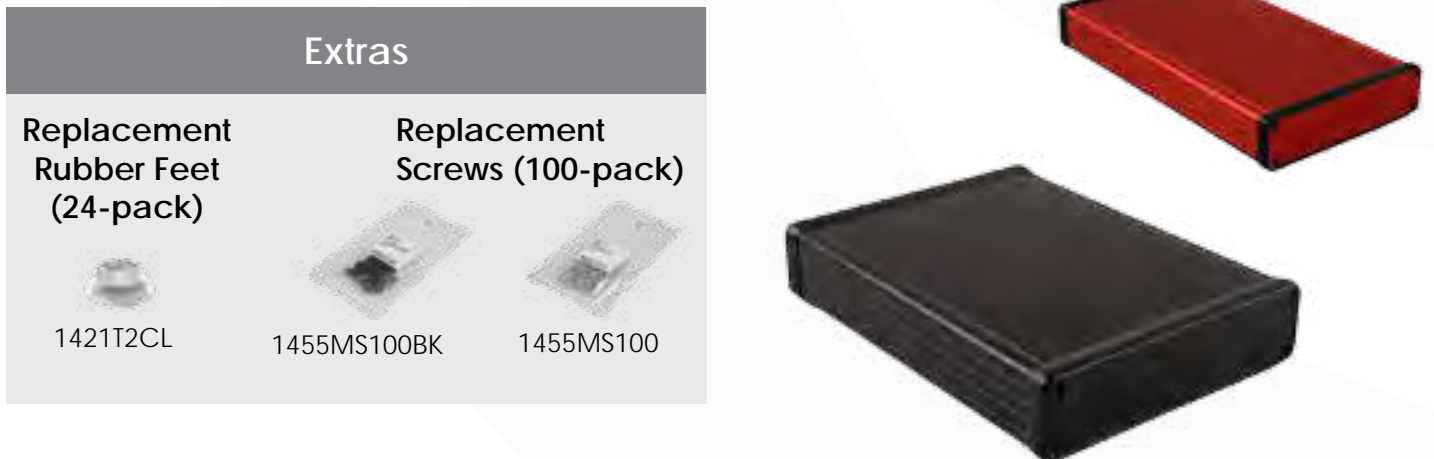
Replacement Screws (100-pack)



1455MS100BK



1455MS100



1455



Extruded Aluminum

Most models feature a slide-in belly plate for easy access to the inside of the enclosure.



All models feature internal PC board slots for easy mounting and assembly.

Accessories



Plastic bezels available in 5 colors: Yellow, Red, Transparent Red, Black, and Transparent Blue.

Mix and match colors with extra end panels. Available in four anodized finishes: black, clear, red, and blue.



Flanged end panels kits are available in clear or black anodize. Both come with black screws.

Refer to accessories table for part numbers.



1455



Extruded Aluminum

Part Number With Aluminum End Panels	Part Number With Plastic End Panels	Anodized Color	Units	Length	Width	Height
1455D601	1455D602	Clear	Inches mm	2.36 60	1.76 45	0.99 25
1455D601BK	1455D602BK	Black				
1455D601BU		Blue				
1455D601RD		Red				
1455D801	1455D802	Clear	Inches mm	3.15 80	1.76 45	0.99 25
1455D801BK	1455D802BK	Black				
1455D801BU		Blue				
1455D801RD		Red				
	1455A802	Clear	Inches mm	3.15 80	2.76 70	0.47 12
	1455A802BK	Black				
	1455A802BU	Blue				
	1455A802RD	Red				
	1455B802	Clear	Inches mm	3.15 80	2.82 71.7	0.75 19
	1455B802BK	Black				
	1455B802BU	Blue				
	1455B802RD	Red				
1455C801	1455C802	Clear	Inches mm	3.15 80	2.13 54	0.91 23
1455C801BK	1455C802BK	Black				
1455C801BU	1455C802BU	Blue				
1455C801RD	1455C802RD	Red				
	1455A1002	Clear	Inches mm	3.94 100	2.76 70	0.47 12
	1455A1002BK	Black				
	1455A1002BU	Blue				
	1455A1002RD	Red				
	1455B1002	Clear	Inches mm	3.94 100	2.82 71.7	0.75 19
	1455B1002BK	Black				
	1455B1002BU	Blue				
	1455B1002RD	Red				
	1455A1202	Clear	Inches mm	4.72 120	2.76 70	0.47 12
	1455A1202BK	Black				
	1455A1202BU	Blue				
	1455A1202RD	Red				
	1455B1202	Clear	Inches mm	4.72 120	2.82 71.7	0.75 19
	1455B1202BK	Black				
	1455B1202BU	Blue				
	1455B1202RD	Red				
1455C1201	1455C1202	Clear	Inches mm	4.72 120	2.13 54	0.91 23
1455C1201BK	1455C1202BK	Black				
1455C1201BU		Blue				
1455C1201RD		Red				



1455



Extruded Aluminum

Part Number With Aluminum End Panels	Part Number With Plastic End Panels	Anodized Color	Units	Length	Width	Height
1455J1201	1455J1202	Clear	Inches mm	4.72 120	3.07 78	1.06 27
1455J1201BK	1455J1202BK	Black				
1455J1201BU		Blue				
1455J1201RD		Red				
1455K1201	1455K1202	Clear	Inches mm	4.72 120	3.07 78	1.69 43
1455K1201BK	1455K1202BK	Black				
1455K1201BU		Blue				
1455K1201RD		Red				
1455L1201	1455L1202	Clear	Inches mm	4.72 120	4.06 103	1.2 30.5
1455L1201BK	1455L1202BK	Black				
1455L1201BU		Blue				
1455L1201RD		Red				
1455N1201	1455N1202	Clear	Inches mm	4.72 120	4.06 103	2.09 53
1455N1201BK	1455N1202BK	Black				
1455N1201BU		Blue				
1455N1201RD		Red				
1455J1601	1455J1602	Clear	Inches mm	6.3 160	3.07 78	1.06 27
1455J1601BK	1455J1602BK	Black				
1455J1601BU		Blue				
1455J1601RD		Red				
1455K1601	1455K1602	Clear	Inches mm	6.3 160	3.07 78	1.69 43
1455K1601BK	1455K1602BK	Black				
1455K1601BU		Blue				
1455K1601RD		Red				
1455L1601	1455L1602	Clear	Inches mm	6.3 160	4.06 103	1.2 30.5
1455L1601BK	1455L1602BK	Black				
1455L1601BU		Blue				
1455L1601RD		Red				
1455N1601	1455N1602	Clear	Inches mm	6.3 160	4.06 103	2.09 53
1455N1601BK	1455N1602BK	Black				
1455N1601BU		Blue				
1455N1601RD		Red				
1455P1601	1455P1602	Clear	Inches mm	6.3 160	4.92 125	1.2 30.5
1455P1601BK	1455P1602BK	Black				
1455P1601BU		Blue				
1455P1601RD		Red				
1455Q1601	1455Q1602	Clear	Inches mm	6.3 160	4.92 125	2.03 51.5
1455Q1601BK	1455Q1602BK	Black				
1455Q1601BU		Blue				
1455Q1601RD		Red				



1455



Extruded Aluminum






Part Number With Aluminum End Panels	Part Number With Plastic End Panels	Anodized Color	Units	Length	Width	Height
1455R1601	1455R1602	Clear	Inches mm	6.3 160	6.5 165	1.2 30.5
1455R1601BK	1455R1602BK	Black				
1455R1601BU		Blue				
1455R1601RD		Red				
1455T1601	1455T1602	Clear	Inches mm	6.3 160	6.5 165	2.03 51.5
1455T1601BK	1455T1602BK	Black				
1455T1601BU		Blue				
1455T1601RD		Red				
1455L2201	1455L2202	Clear	Inches mm	8.66 220	4.06 103	1.2 30.5
1455L2201BK	1455L2202BK	Black				
1455L2201BU		Blue				
1455L2201RD		Red				
1455N2201	1455N2202	Clear	Inches mm	8.66 220	4.06 103	2.09 53
1455N2201BK	1455N2202BK	Black				
1455N2201BU		Blue				
1455N2201RD		Red				
1455P2201	1455P2202	Clear	Inches mm	8.66 220	4.92 125	1.2 30.5
1455P2201BK	1455P2202BK	Black				
1455P2201BU		Blue				
1455P2201RD		Red				
1455Q2201	1455Q2202	Clear	Inches mm	8.66 220	4.92 125	2.03 51.5
1455Q2201BK	1455Q2202BK	Black				
1455Q2201BU		Blue				
1455Q2201RD		Red				
1455R2201	1455R2202	Clear	Inches mm	8.66 220	6.5 165	1.2 30.5
1455R2201BK	1455R2202BK	Black				
1455R2201BU		Blue				
1455R2201RD		Red				
1455T2201	1455T2202	Clear	Inches mm	8.66 220	6.5 165	2.03 51.5
1455T2201BK	1455T2202BK	Black				
1455T2201BU		Blue				
1455T2201RD		Red				








1455



Extruded Aluminum

For Part Number Starting With										
	Black		Yellow		Red		Translucent Red		Translucent Blue	
	2-pack	10-pack	2-pack	10-pack	2-pack	10-pack	2-pack	10-pack	2-pack	10-pack
1455A	1455APLBK	1455APLBK-10								
1455B	1455BPLBK	1455BPLBK-10								
1455C	1455CPLBK	1455CPLBK-10	1455CPLY	1455CPLY-10	1455CPLRED	1455CPLRED-10	1455CPLTRD	1455CPLTRD-10	1455CPLTBU	1455CPLTBU-10
1455D	1455DPLBK	1455DPLBK-10								
1455J	1455JPLBK	1455JPLBK-10	1455JPLY	1455JPLY	1455JPLRED	1455JPLRED-10	1455JPLTRD	1455JPLTRD-10	1455JPLTBU	1455JPLTBU-10
1455K	1455KPLBK	1455KPLBK-10	1455KPLY	1455KPLY	1455KPLRED	1455KPLRED-10	1455KPLTRD	1455KPLTRD-10	1455KPLTBU	1455KPLTBU-10
1455L	1455LPLBK	1455LPLBK-10	1455LPLY	1455LPLY	1455LPLRED	1455LPLRED-10	1455LPLTRD	1455LPLTRD-10	1455LPLTBU	1455LPLTBU-10
1455N	1455NPLBK	1455NPLBK-10	1455NPLY	1455NPLY	1455NPLRED	1455NPLRED-10	1455NPLTRD	1455NPLTRD-10	1455NPLTBU	1455NPLTBU-10
1455P	1455PPLBK	1455PPLBK-10	1455PPLY	1455PPLY	1455PPLRED	1455PPLRED-10	1455PPLTRD	1455PPLTRD-10	1455PPLTBU	1455PPLTBU-10
1455Q	1455QPLBK	1455QPLBK-10	1455QPLY	1455QPLY	1455QPLRED	1455QPLRED-10	1455QPLTRD	1455QPLTRD-10	1455QPLTBU	1455QPLTBU-10
1455R	1455RPLBK	1455RPLBK-10	1455RPLY	1455RPLY	1455RPLRED	1455RPLRED-10	1455RPLTRD	1455RPLTRD-10	1455RPLTBU	1455RPLTBU-10
1455T	1455TPLBK	1455TPLBK-10	1455TPLY	1455TPLY	1455TPLRED	1455TPLRED-10	1455TPLTRD	1455TPLTRD-10	1455TPLTBU	1455TPLTBU-10

For Part Number Starting With										
	Black		Yellow		Red		Translucent Red		Translucent Blue	
	2-pack	10-pack	2-pack	10-pack	2-pack	10-pack	2-pack	10-pack	2-pack	10-pack
1455C	1455CBBK	1455CBBK-10	1455CBBY	1455CBBY-10	1455CBBRED	1455CBBRED-10	1455CBBTRD	1455CBBTRD-10	1455CBBTBU	1455CBBTBU-10
1455D	1455DBBK	1455DBBK-10	1455DBBY	1455DBBY-10	1455DBBRED	1455DBBRED-10	1455DBBTRD	1455DBBTRD-10	1455DBBTBU	1455DBBTBU-10
1455J	1455JBBK	1455JBBK-10	1455JBBY	1455JBBY-10	1455JBBRED	1455JBBRED-10	1455JBBTRD	1455JBBTRD-10	1455JBBTBU	1455JBBTBU-10
1455K	1455KBBK	1455KBBK-10	1455KBBY	1455KBBY-10	1455KBBRED	1455KBBRED-10	1455KBBTRD	1455KBBTRD-10	1455KBBTBU	1455KBBTBU-10
1455L	1455LBBK	1455LBBK-10	1455LBBY	1455LBBY-10	1455LBBRED	1455LBBRED-10	1455LBBTRD	1455LBBTRD-10	1455LBBTBU	1455LBBTBU-10
1455N	1455NBBK	1455NBBK-10	1455NBBY	1455NBBY-10	1455NBBRED	1455NBBRED-10	1455NBBTRD	1455NBBTRD-10	1455NBBTBU	1455NBBTBU-10
1455P	1455PBBK	1455PBBK-10	1455PBBY	1455PBBY-10	1455PBBRED	1455PBBRED-10	1455PBBTRD	1455PBBTRD-10	1455PBBTBU	1455PBBTBU-10
1455Q	1455QBBK	1455QBBK-10	1455QBBY	1455QBBY-10	1455QBBRED	1455QBBRED-10	1455QBBTRD	1455QBBTRD-10	1455QBBTBU	1455QBBTBU-10
1455R	1455RBBK	1455RBBK-10	1455RBBY	1455RBBY-10	1455RBBRED	1455RBBRED-10	1455RBBTRD	1455RBBTRD-10	1455RBBTBU	1455RBBTBU-10
1455T	1455TBBK	1455TBBK-10	1455TBBY	1455TBBY-10	1455TBBRED	1455TBBRED-10	1455TBBTRD	1455TBBTRD-10	1455TBBTBU	1455TBBTBU-10



1455




Extruded Aluminum

For Part Number Starting With				
	Clear Anodize	Black Anodize	Blue Anodize	Red Anodize
	10-pack	10-pack	10-pack	10-pack
1455C	1455CAL-10	1455CALBK-10	1455CALBU-10	1455CALRD-10
1455D	1455DAL-10	1455DALBK-10	1455DALBU-10	1455DALRD-10
1455J	1455JAL-10	1455JALBK-10	1455JALBU-10	1455JALRD-10
1455K	1455KAL-10	1455KALBK-10	1455KALBU-10	1455KALRD-10
1455L	1455LAL-10	1455LALBK-10	1455LALBU-10	1455LALRD-10
1455N	1455NAL-10	1455NALBK-10	1455NALBU-10	1455NALRD-10
1455P	1455PAL-10	1455PALBK-10	1455PALBU-10	1455PALRD-10
1455Q	1455QAL-10	1455QALBK-10	1455QALBU-10	1455QALRD-10
1455R	1455RAL-10	1455RALBK-10	1455RALBU-10	1455RALRD-10
1455T	1455TAL-10	1455TALBK-10	1455TALBU-10	1455TALRD-10

For Part Number Starting With		
	Clear Anodize	Black Anodize
1455C	1455CF	1455CFBK
1455D	1455DF	1455DFBK
1455J	1455JF	1455JFBK
1455K	1455KF	1455KFBK
1455L	1455LF	1455LFBK
1455N	1455NF	1455NFBK
1455P	1455PF	1455PFBK
1455Q	1455QF	1455QFBK
1455R	1455RF	1455RFBK
1455T	1455TF	1455TFBK

Critical Data, No Questions

PDF Data Sheets, 2D AutoCAD, and 3D Models are available for download immediately from our web site.



www.hammondmfg.com

USA

(716) 630-7030

Canada

(519) 822-2960

Quebec

(450) 975-1884

Europe (UK)

01256 812812

Australia

+61-8-8240-2244

1457



Extruded Aluminum

Key Features:

- Watertight - heavy duty extruded enclosures designed to house P.C. boards or for equipment interfacing.
- Sized for standard Eurocards.
- P.C. boards mount horizontally by sliding into internal slots extruded into the enclosure body.
- Rugged body constructed from one piece, extruded aluminum with a minimum thickness of .06" (1.5 mm).
- Extruded aluminum body includes a recessed area for labels or membrane keypad.
- End panels are rugged - yet easy to machine - diecast aluminum with full perimeter self-adhesive gaskets.
- Designed to meet IP 65 ratings.
- Choice of two versions - end panels without flange or with flange (for shelf or wall mounting).
- Includes:
 - » Two diecast aluminum end panels - painted in a durable, black satin powder paint.
 - » Extruded, aluminum body (choice of either clear anodized or black powder paint finish).
 - » Two closed cell polyethylene foam - end plate gaskets & rubber "O" rings for assembly screws.
 - » All hardware and self-adhesive feet.
- NOTE: Recommended screw torque is 5 lbf/in



Accessories



**Water-tight
End Panel & Gasket Kits**



**EMI / RFI Shielding
End Panel & Gasket Kits**



www.hammondmfg.com

USA

(716) 630-7030

Canada

(519) 822-2960

Quebec

(450) 975-1884

Europe (UK)

01256 812812

Australia

+61-8-8240-2244



Enclosures

Water-Tight, No Flanges	Water-Tight w/ Flanges	EMI/ RFI, No Flanges	EMI / RFI w/ Flanges	Extrusion Color	Units	Extrusion Length	Width	Height
1457C801	1457C802	1457C801E	1457C802E	Clear	Inches mm	3.15 80	2.32 59	1.21 30.9
1457C801BK	1457C802BK	1457C801EBK	1457C802EBK	Black				
1457C1201	1457C1202	1457C1201E	1457C1202E	Clear	Inches mm	4.73 120	2.32 59	1.21 30.9
1457C1201BK	1457C1202BK	1457C1201EBK	1457C1202EBK	Black				
1457J1201	1457J1202	1457J1201E	1457J1202E	Clear	Inches mm	4.73 120	3.3 84	1.12 28.5
1457J1201BK	1457J1202BK	1457J1201EBK	1457J1202EBK	Black				
1457K1201	1457K1202	1457K1201E	1457K1202E	Clear	Inches mm	4.73 120	3.3 84	1.73 44.1
1457K1201BK	1457K1202BK	1457K1201EBK	1457K1202EBK	Black				
1457L1201	1457L1202	1457L1201E	1457L1202E	Clear	Inches mm	4.73 120	4.09 104	1.26 32
1457L1201BK	1457L1202BK	1457L1201EBK	1457L1202EBK	Black				
1457N1201	1457N1202	1457N1201E	1457N1202E	Clear	Inches mm	4.73 120	4.09 104	2.15 54.6
1457N1201BK	1457N1202BK	1457N1201EBK	1457N1202EBK	Black				
1457J1601	1457J1602	1457J1601E	1457J1602E	Clear	Inches mm	6.3 160	3.3 84	1.12 28.5
1457J1601BK	1457J1602BK	1457J1601EBK	1457J1602EBK	Black				
1457K1601	1457K1602	1457K1601E	1457K1602E	Clear	Inches mm	6.3 160	3.3 84	1.73 44.1
1457K1601BK	1457K1602BK	1457K1601EBK	1457K1602EBK	Black				
1457L1601	1457L1602	1457L1601E	1457L1602E	Clear	Inches mm	6.3 160	4.09 104	1.26 32
1457L1601BK	1457L1602BK	1457L1601EBK	1457L1602EBK	Black				
1457N1601	1457N1602	1457N1601E	1457N1602E	Clear	Inches mm	6.3 160	4.09 104	2.15 54.6
1457N1601BK	1457N1602BK	1457N1601EBK	1457N1602EBK	Black				

Extra End Panel / Gasket Kits

- Kits include end panels, gaskets, and screws
- Enclosures include these pieces. Kits are sold as replacements / extras.

Enclosure Part Number Beginning	Water-Tight, No Flanges		Water-Tight w/ Flanges		EMI / RFI Shielded, No Flanges		EMI / RFI Shielded w/ Flanges	
	2-Pack	10-pack	2-Pack	10-pack	2-Pack	10-pack	2-Pack	10-pack
	1457C	1457CWP	1457CWP-10	1457CWPF	1457CWPF-10	1457CEP	1457CEP-10	1457CEPF
1457J	1457JWP	1457JWP-10	1457JWPF	1457JWPF-10	1457JEP	1457JEP-10	1457JEPF	1457JEPF-10
1457K	1457KWP	1457KWP-10	1457KWPF	1457KWPF-10	1457KEP	1457KEP-10	1457KEPF	1457KEPF-10
1457L	1457LWP	1457LWP-10	1457LWPF	1457LWPF-10	1457LEP	1457LEP-10	1457LEPF	1457LEPF-10
1457N	1457NWP	1457NWP-10	1457NWPF	1457NWPF-10	1457NEP	1457NEP-10	1457NEPF	1457NEPF-10



1455NC



Extruded Aluminum



Key Features:

- Designed to house P.C. boards or equipment - for easy enclosure mounting to aluminum channel.
- Two versions to choose from (open bezel with metal endplates OR solid ABS plastic bezel).
- Sized for P.C. boards with 92mm (min.) to 98mm (max.) width. Enclosures will not accept & were not designed for 100mm wide eurocard.
- P.C. boards mount horizontally by sliding into internal slots extruded into the enclosure body.
- Rugged one piece body - constructed from extruded aluminum with a minimum thickness of .09" (2.29 mm).
- Extruded body & aluminum endplates (on metal endplate version) are clear anodized.
- Open bezel - metal endplate version includes eight (8) clear zinc plated assembly screws. NOTE: Recommended screw torque is 5 lbf/in
- Solid bezel version includes eight (8) black assembly screws. NOTE: Recommended screw torque is 5 lbf/in.

Accessories

T-Nuts



1455TNUT

T-Nuts & Spring



1455TSNUT

Flange Brackets



1455NCFL

T-Bolt Kit



1455TBOLT

Enclosure with Metal End Panels	Enclosure With Plastic End Panels	Units	Length	Width	Height
1455NC1201	1455NC1202	Inches mm	4.72 120	4.06 103	2.09 53
1455NC1601	1455NC1602	Inches mm	6.3 160	4.06 103	2.09 53
1455NC2201	1455NC2201	Inches mm	8.66 220	4.06 103	2.09 53



www.hammondmfg.com

USA

(716) 630-7030

Canada

(519) 822-2960

Quebec

(450) 975-1884

Europe (UK)

01256 812812

Australia

+61-8-8240-2244

1455HD



Extruded Aluminum



Key Features:

- Designed to house P.C. boards or equipment.
- Easy wall mounting or shelf mounting with two removable flanges
- Sized for 100mm wide eurocard P.C. boards.
- P.C. boards mount horizontally by sliding into internal slots extruded into the enclosure body.
- Two piece body - with easily removable belly plate for easy access to top interior of enclosure.
- Extruded body & aluminum endplates with a choice of either clear or black anodized finish.
- Includes eight (8) assembly screws - either clear or black assembly screws to match enclosure panels & body. NOTE: Recommended screw torque is 5 lbf/in.
- For black replacement screws (quantity 100) order part number **1455MS100BK**
- For clear replacement screws (quantity 100) order part number **1455MS100**



Extras

Replacement Screws (100-pack)



1455MS100BK



1455MS100

Part Number	Anodize Color	Units	Length	Width	Height
1455KHD1201	Clear	In	120	3.39	2.01
1455KHD1201BK	Black	mm	4.72	86	51
1455KHD1601	Clear	In	6.3	3.39	2.01
1455NHD1601BK	Black	mm	160	86	51
1455NHD1201	Clear	In	120	4.37	2.39
1455NHD1201BK	Black	mm	4.72	110	60.8
1455NHD1601	Clear	In	6.3	4.37	2.39
1455NHD1601BK	Black	mm	160	110	60.8



1455ZT



Extruded Aluminum



Key Features

- Designed to house electronics for equipment interfacing where shelf or wall mounting is required.
- Consists of an aluminum "U" shaped extrusion body and a slide-in flat aluminum bottom plate.
- Slide-in plate perfect for easy mounting of components.
- Steel foot "L" brackets are attached to each end. "L" brackets are punched with 0.31" (7.9 mm) diameter keyholes for easy mounting of enclosure.
- Rugged body constructed from extruded aluminum with a minimum thickness of .06" (1.5 mm).
- Available in either clear or black anodized finish, the bottom slide-in plate is finished to match.
- The two end "L" brackets are matched to the enclosure.
- Includes all assembly hardware.
- NOTE: Recommended screw torque is 5 lbf/in



Part Number	Anodize Color	Units	Length	Width	Height
1455ZT1601	Clear	Inches mm	6.3	3.5	2.2
1455ZT1601BK	Black		160	88.9	56
1455ZT2201	Clear	Inches mm	8.66	3.5	2.2
1455ZT2201BK	Black		220	88.9	56



Die-Cast Enclosures

Contents

	1550 Die-Cast Aluminum	78		
	1590 Die-Cast Aluminum	80		
	1590 Trapezoid & Octagon Die-Cast	90		
	1590 Die-Cast Aluminum Stomp Boxes	92		
	1590K4 Die-Cast Zinc	96		
	1550Z Heavy Duty Die-Cast Aluminum	97		
	1590Z Heavy Duty Die-Cast Aluminum	99		



1550



Die-Cast Aluminum



Key Features:

- Rugged, diecast aluminum alloy (tough yet easy to machine), electronic instrument enclosure.
- Lap joint on lid provides some protection from dripping water and dust.
- Water-tight versions include a self-adhesive, EVA foam gasket for the lid provides IP66 protection against access of dust and water. Unpainted versions are vibra finished for a smooth surface with no sharp edges.
- Black versions are coated with tough - satin black polyester powder coat for a lasting finish, even after machining. Black screws are included to enhance assembled appearance.
- Four M3.5 x 0.6 x 12 mm long stainless steel, Philips head, machine screws secure lid - into factory tapped holes.
- Replacement screws are available in packs of 100 (see accessories below).
- Water-tight version are designed to meet IP 66 (with properly installed included gasket and lid screws torqued at 55 cN.m).
- Upgrade gasket kit to IP 67 also available (see below)
- No internal ribs for easy installation of connectors without interference or additional milling.
- Low side wall draft angle (2 degrees or less) for easy P.C. board mounting.



Improved gasket retainer on lid maintains a good seal.

Accessories

Upgrade or Replacement Gaskets

IP66 (EVA)
IP67 (Silicone)



Replacement Screws (100/pk)



1550MS100 (plated)
1550MS100BK (black)
1550WMS100 (plated, water-tight)



Water-tight versions are available



www.hammondmfg.com

USA

(716) 630-7030

Canada

(519) 822-2960

Quebec

(450) 975-1884

Europe (UK)

01256 812812

Australia

+61-8-8240-2244

1550



Die-Cast Aluminum



Standard Version	Water-Tight Version w/ IP66 Gasket	Color	Units	Length	Width	Depth (Less Lid)	IP66 Gasket Replacement Kit (pair)	IP67 Gasket Upgrade Kit (pair)
1550Q	1550WO	Unpainted	Inches mm	2.36	2.17	1.02	1550QEGASKET	1550QSGASKET
1550QBK	1550WQBK	Black		60	55	26		
1550P	1550WP	Unpainted	Inches mm	3.15	2.17	0.83	1550PEGASKET	1550PSGASKET
1550PBK	1550WPBK	Black		80	55	21		
1550A	1550WA	Unpainted	Inches mm	3.5	1.38	1.02	1550AEGASKET	1550ASGASKET
1550ABK	1550WABK	Black		89	35	26		
1550B	1550WB	Unpainted	Inches mm	4.51	2.52	1.02	1550BEGASKET	1550BSGASKET
1550BBK	1550WBBK	Black		115	64	26		
1550D	1550WD	Unpainted	Inches mm	4.51	2.52	2.01	1550BEGASKET	1550BSGASKET
1550DBK	1550WDBK	Black		115	64	51		
1550C	1550WC	Unpainted	Inches mm	4.53	3.54	2.01	1550CEGASKET	1550CEGASKET
1550CBK	1550WCBK	Black		115	90	51		
1550M	1550WM	Unpainted	Inches mm	4.74	3.95	1.23	1550MEGASKET	1550MEGASKET
1550MBK	1550WMBK	Black		120	100	31		
1550K	1550WK	Unpainted	Inches mm	5.51	4.02	2.85	1550KEGASKET	1550KEGASKET
1550KBK	1550WKBK	Black		140	102	73		
1550L	1550WL	Unpainted	Inches mm	6.51	5.02	2.85	1550LEGASKET	1550LEGASKET
1550LBK	1550WLBK	Black		165	127	73		
1550E	1550WE	Unpainted	Inches mm	6.73	4.76	2.01	1550EEGASKET	1550EEGASKET
1550EBK	1550WEBK	Black		171	121	51		
1550F	1550WF	Unpainted	Inches mm	6.73	4.76	3.98	1550EEGASKET	1550EEGASKET
1550FBK	1550WFBK	Black		171	121	101		
1550G	1550WG	Unpainted	Inches mm	8.74	5.75	2.01	1550GEGASKET	1550GEGASKET
1550GBK	1550WGBK	Black		222	146	51		
1550H	1550WH	Unpainted	Inches mm	8.74	5.75	3.98	1550GEGASKET	1550GEGASKET
1550HBK	1550WHBK	Black		222	146	101		
1550N	1550WN	Unpainted	Inches mm	9.85	9.85	3.82	1550NEGASKET	1550NEGASKET
1550NBK	1550WNBK	Black		250	250	97		
1550J	1550WJ	Unpainted	Inches mm	10.83	6.89	2.46	1550JEGASKET	1550JEGASKET
1550JBK	1550WJBK	Black		275	175	63		



www.hammondmfg.com

USA

(716) 630-7030

Canada

(519) 822-2960

Quebec

(450) 975-1884

Europe (UK)

01256 812812

Australia

+61-8-8240-2244

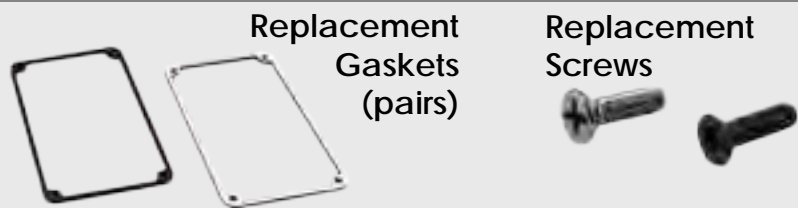


Key Features:

- Rugged, diecast aluminum alloy (tough - yet easy to machine), electronic instrument enclosure.
- Lap joint construction provides protection against access of dust and splashing water. Also provides for improved EMI/RFI shielding.
- Unpainted version is vibra finished for a smooth surface with no sharp edges.
- Satin black painted version is painted with tough polyester powder paint for a lasting finish, even after machining. Black screws are included to enhance appearance.
- Nine of our popular "stomp box" sizes are also available in a variety of colors. See our "Die-Cast Aluminum Stomp Boxes" on page 92
- Three of our popular sizes are also available in diecast zinc (heavy weight, high impact, easy to machine & plate). See "Die-Cast Zinc" on page 96.
- Includes screws which thread into factory-tapped holes. Screw type and quantity vary. See drawings on our web site for details, and refer to part number tables for the correct replacement screws.
- Standard versions are designed to meet IP54.
- Water-tight versions are designed to meet IP66.
- Low side wall draft angle (2 degrees or less) for easy P.C. board mounting.

some models include internal PC board ribs.

Accessories



Replacement Gaskets (pairs)

Replacement Screws



1590



Die-Cast Aluminum



The 1590 series includes over **500** standard, in-stock configurations of die-cast aluminum enclosures.

Three Styles Available With or Without Gaskets



Standard

Casted Flanged Lid (Base)



Welded Bottom Flange





Enclosures Without Wall-Mounting Flanges

Notes:

*Sizes B, BS, BB, BBS and XX are available in seven additional colors offered in Hammond's "Stomp Box" series.

**Sizes MM, L, M, N, PP, P and R have integral PC board ribs positioned vertically on the inside wall. Sizes N1 and P1 do not have the ribs.

Standard	Standard Water-Tight	Color	Units	Length	Width	Height (Less Lid)	Replacement Screw Pack	Replacement Water-Tight Screw Pack	Optional Replacement Gasket Kit																																																																																																																																																																																																
1590LLB	1590WLLB	Natural	in. mm	1.97	1.97	0.83	1590MS100 1590MS50BK	1590WMS100 1590WMS100BK	1590LLBGASKET																																																																																																																																																																																																
1590LLBBK	1590WLLBBK	Black		50	50	21				1590MM		Natural	in. mm	1.97	1.97	1.06	1550MS100 1550MS100BK			1590MMBK		Black	50	50	27	1590LB	1590WLB	Natural	in. mm	1.99	1.99	1.06	1590MS100 1590MS50BK	1590WMS100 1590WMS100BK	1590LBGASKET	1590LBBK	1590WLBK	Black	51	51	27	1590H	1590WH	Natural	in. mm	2.07	1.5	1.06	1590MS100 1590MS50BK	1590WMS100 1590WMS100BK	1590HKGASKET	1590HBK	1590WHBK	Black	52.5	38	27	1590Y	1590WY	Natural	in. mm	3.62	3.62	1.5	1590MS100 1590MS50BK	1590WMS100 1590WMS100BK	1590YKGASKET	1590YBK	1590WYBK	Black	92	92	38	1590A	1590WA	Natural	in. mm	3.64	1.52	1.06	1590MS100 1590MS50BK	1590WMS100 1590WMS100BK	1590AGASKET	1590ABK	1590WABK	Black	93	39	27	1590G	1590WG	Natural	in. mm	3.94	1.97	0.83	1590MS100 1590MS50BK	1590WMS100 1590WMS100BK	1590GGASKET	1590GBK	1590WGBK	Black	100	50	21	1590G2	1590WG2	Natural	in. mm	3.94	1.97	1.06	1590MS100 1590MS50BK	1590WMS100 1590WMS100BK	1590GGASKET	1590G2BK	1590WG2BK	Black	1590G2CB		Cobalt Blue	1590G2GR		Green	1590G2LG		Light Gray	1590G2OR		Orange	1590G2PR		Purple	1590G2RD		Red	1590G2YL		Yellow	1590L		Natural	in. mm	3.96	1.98	0.83	1550MS100 1550MS100BK			1590LBK		Black	101	50	21	1590S	1590WS	Natural	in. mm	4.35	3.21	1.57	1590MS100 1590MS50BK	1590WMS100 1590WMS100BK	1590SGASKET	1590SBK	1590WSBK	Black	111	82	40	1590B	1590WB	Natural	in. mm	4.4	2.38	1.06	1590MS100 1590MS50BK	1590WMS100 1590WMS100BK	1590BGASKET	1590BBK	1590WBBK	Black	1590BCB		Cobalt Blue	1590BGR		Green	1590BLG		Light Gray	1590BOR		Orange	1590BPR		Purple	1590BRD	
1590MM		Natural	in. mm	1.97	1.97	1.06	1550MS100 1550MS100BK																																																																																																																																																																																																		
1590MMBK		Black		50	50	27		1590LB	1590WLB	Natural	in. mm	1.99	1.99	1.06	1590MS100 1590MS50BK	1590WMS100 1590WMS100BK	1590LBGASKET	1590LBBK	1590WLBK	Black	51	51	27	1590H	1590WH	Natural	in. mm	2.07	1.5	1.06	1590MS100 1590MS50BK	1590WMS100 1590WMS100BK	1590HKGASKET	1590HBK	1590WHBK	Black	52.5	38	27	1590Y	1590WY	Natural	in. mm	3.62	3.62	1.5	1590MS100 1590MS50BK	1590WMS100 1590WMS100BK	1590YKGASKET	1590YBK	1590WYBK	Black	92	92	38	1590A	1590WA	Natural	in. mm	3.64	1.52	1.06	1590MS100 1590MS50BK	1590WMS100 1590WMS100BK	1590AGASKET	1590ABK	1590WABK	Black	93	39	27	1590G	1590WG	Natural	in. mm	3.94	1.97	0.83	1590MS100 1590MS50BK	1590WMS100 1590WMS100BK	1590GGASKET	1590GBK	1590WGBK	Black	100	50	21	1590G2	1590WG2	Natural	in. mm	3.94	1.97	1.06	1590MS100 1590MS50BK	1590WMS100 1590WMS100BK	1590GGASKET	1590G2BK	1590WG2BK	Black	1590G2CB		Cobalt Blue	1590G2GR		Green	1590G2LG									Light Gray	1590G2OR		Orange	1590G2PR		Purple	1590G2RD		Red	1590G2YL		Yellow	1590L		Natural	in. mm	3.96	1.98	0.83	1550MS100 1550MS100BK			1590LBK		Black	101	50	21	1590S	1590WS	Natural	in. mm	4.35	3.21	1.57	1590MS100 1590MS50BK	1590WMS100 1590WMS100BK	1590SGASKET	1590SBK	1590WSBK	Black	111	82	40	1590B	1590WB	Natural	in. mm	4.4	2.38	1.06	1590MS100 1590MS50BK	1590WMS100 1590WMS100BK	1590BGASKET	1590BBK	1590WBBK	Black	1590BCB									Cobalt Blue	1590BGR		Green	1590BLG		Light Gray	1590BOR		Orange	1590BPR		Purple	1590BRD		Red	1590BYL		Yellow
1590LB	1590WLB	Natural	in. mm	1.99	1.99	1.06	1590MS100 1590MS50BK	1590WMS100 1590WMS100BK	1590LBGASKET																																																																																																																																																																																																
1590LBBK	1590WLBK	Black		51	51	27				1590H	1590WH	Natural	in. mm	2.07	1.5	1.06	1590MS100 1590MS50BK	1590WMS100 1590WMS100BK	1590HKGASKET	1590HBK	1590WHBK	Black	52.5	38	27	1590Y	1590WY	Natural	in. mm	3.62	3.62	1.5	1590MS100 1590MS50BK	1590WMS100 1590WMS100BK	1590YKGASKET	1590YBK	1590WYBK	Black	92	92	38	1590A	1590WA	Natural	in. mm	3.64	1.52	1.06	1590MS100 1590MS50BK	1590WMS100 1590WMS100BK	1590AGASKET	1590ABK	1590WABK	Black	93	39	27	1590G	1590WG	Natural	in. mm	3.94	1.97	0.83	1590MS100 1590MS50BK	1590WMS100 1590WMS100BK	1590GGASKET	1590GBK	1590WGBK	Black	100	50	21	1590G2	1590WG2	Natural	in. mm	3.94	1.97	1.06	1590MS100 1590MS50BK	1590WMS100 1590WMS100BK	1590GGASKET	1590G2BK	1590WG2BK	Black	1590G2CB		Cobalt Blue	1590G2GR									Green	1590G2LG		Light Gray	1590G2OR		Orange	1590G2PR		Purple								1590G2RD		Red	1590G2YL		Yellow	1590L		Natural	in. mm	3.96	1.98	0.83	1550MS100 1550MS100BK			1590LBK		Black	101	50	21	1590S	1590WS	Natural	in. mm	4.35	3.21	1.57	1590MS100 1590MS50BK	1590WMS100 1590WMS100BK	1590SGASKET	1590SBK	1590WSBK	Black	111	82	40	1590B	1590WB	Natural	in. mm	4.4	2.38	1.06	1590MS100 1590MS50BK	1590WMS100 1590WMS100BK	1590BGASKET								1590BBK	1590WBBK	Black	1590BCB									Cobalt Blue	1590BGR		Green	1590BLG		Light Gray	1590BOR		Orange	1590BPR		Purple	1590BRD		Red	1590BYL		Yellow
1590H	1590WH	Natural	in. mm	2.07	1.5	1.06	1590MS100 1590MS50BK	1590WMS100 1590WMS100BK	1590HKGASKET																																																																																																																																																																																																
1590HBK	1590WHBK	Black		52.5	38	27				1590Y	1590WY	Natural	in. mm	3.62	3.62	1.5	1590MS100 1590MS50BK	1590WMS100 1590WMS100BK	1590YKGASKET	1590YBK	1590WYBK	Black	92	92	38	1590A	1590WA	Natural	in. mm	3.64	1.52	1.06	1590MS100 1590MS50BK	1590WMS100 1590WMS100BK	1590AGASKET	1590ABK	1590WABK	Black	93	39	27	1590G	1590WG	Natural	in. mm	3.94	1.97	0.83	1590MS100 1590MS50BK	1590WMS100 1590WMS100BK	1590GGASKET	1590GBK	1590WGBK	Black	100	50	21	1590G2	1590WG2	Natural	in. mm	3.94	1.97	1.06	1590MS100 1590MS50BK	1590WMS100 1590WMS100BK	1590GGASKET	1590G2BK	1590WG2BK	Black	1590G2CB		Cobalt Blue	1590G2GR		Green								1590G2LG		Light Gray	1590G2OR		Orange	1590G2PR									Purple	1590G2RD		Red	1590G2YL		Yellow	1590L		Natural								in. mm	3.96	1.98	0.83	1550MS100 1550MS100BK			1590LBK		Black	101	50	21	1590S	1590WS	Natural	in. mm	4.35	3.21	1.57	1590MS100 1590MS50BK	1590WMS100 1590WMS100BK	1590SGASKET	1590SBK	1590WSBK	Black	111	82	40	1590B	1590WB	Natural	in. mm	4.4	2.38	1.06	1590MS100 1590MS50BK	1590WMS100 1590WMS100BK	1590BGASKET	1590BBK	1590WBBK															Black	1590BCB		Cobalt Blue								1590BGR		Green	1590BLG		Light Gray	1590BOR		Orange	1590BPR		Purple	1590BRD		Red	1590BYL		Yellow		
1590Y	1590WY	Natural	in. mm	3.62	3.62	1.5	1590MS100 1590MS50BK	1590WMS100 1590WMS100BK	1590YKGASKET																																																																																																																																																																																																
1590YBK	1590WYBK	Black		92	92	38				1590A	1590WA	Natural	in. mm	3.64	1.52	1.06	1590MS100 1590MS50BK	1590WMS100 1590WMS100BK	1590AGASKET	1590ABK	1590WABK	Black	93	39	27	1590G	1590WG	Natural	in. mm	3.94	1.97	0.83	1590MS100 1590MS50BK	1590WMS100 1590WMS100BK	1590GGASKET	1590GBK	1590WGBK	Black	100	50	21	1590G2	1590WG2	Natural	in. mm	3.94	1.97	1.06	1590MS100 1590MS50BK	1590WMS100 1590WMS100BK	1590GGASKET	1590G2BK	1590WG2BK	Black	1590G2CB		Cobalt Blue	1590G2GR		Green								1590G2LG		Light Gray	1590G2OR		Orange	1590G2PR		Purple								1590G2RD		Red	1590G2YL		Yellow	1590L									Natural	in. mm	3.96	1.98	0.83	1550MS100 1550MS100BK			1590LBK		Black	101	50	21	1590S	1590WS	Natural	in. mm	4.35	3.21	1.57	1590MS100 1590MS50BK	1590WMS100 1590WMS100BK	1590SGASKET	1590SBK	1590WSBK	Black	111	82	40	1590B	1590WB	Natural	in. mm	4.4	2.38	1.06	1590MS100 1590MS50BK	1590WMS100 1590WMS100BK	1590BGASKET	1590BBK	1590WBBK	Black	1590BCB		Cobalt Blue	1590BGR		Green								1590BLG																Light Gray	1590BOR		Orange								1590BPR		Purple	1590BRD		Red	1590BYL		Yellow											
1590A	1590WA	Natural	in. mm	3.64	1.52	1.06	1590MS100 1590MS50BK	1590WMS100 1590WMS100BK	1590AGASKET																																																																																																																																																																																																
1590ABK	1590WABK	Black		93	39	27				1590G	1590WG	Natural	in. mm	3.94	1.97	0.83	1590MS100 1590MS50BK	1590WMS100 1590WMS100BK	1590GGASKET	1590GBK	1590WGBK	Black	100	50	21	1590G2	1590WG2	Natural	in. mm	3.94	1.97	1.06	1590MS100 1590MS50BK	1590WMS100 1590WMS100BK	1590GGASKET	1590G2BK	1590WG2BK	Black	1590G2CB		Cobalt Blue	1590G2GR		Green								1590G2LG		Light Gray	1590G2OR		Orange	1590G2PR		Purple								1590G2RD		Red	1590G2YL		Yellow	1590L		Natural								in. mm	3.96	1.98	0.83	1550MS100 1550MS100BK			1590LBK		Black	101	50	21	1590S	1590WS	Natural	in. mm	4.35	3.21	1.57	1590MS100 1590MS50BK	1590WMS100 1590WMS100BK	1590SGASKET	1590SBK	1590WSBK	Black	111	82	40	1590B	1590WB	Natural	in. mm	4.4	2.38	1.06	1590MS100 1590MS50BK	1590WMS100 1590WMS100BK	1590BGASKET	1590BBK	1590WBBK	Black	1590BCB		Cobalt Blue	1590BGR		Green								1590BLG		Light Gray	1590BOR		Orange	1590BPR		Purple								1590BRD																Red	1590BYL		Yellow																											
1590G	1590WG	Natural	in. mm	3.94	1.97	0.83	1590MS100 1590MS50BK	1590WMS100 1590WMS100BK	1590GGASKET																																																																																																																																																																																																
1590GBK	1590WGBK	Black		100	50	21				1590G2	1590WG2	Natural	in. mm	3.94	1.97	1.06	1590MS100 1590MS50BK	1590WMS100 1590WMS100BK	1590GGASKET	1590G2BK	1590WG2BK	Black	1590G2CB		Cobalt Blue	1590G2GR		Green								1590G2LG		Light Gray	1590G2OR		Orange	1590G2PR		Purple								1590G2RD		Red	1590G2YL		Yellow	1590L		Natural								in. mm	3.96	1.98	0.83	1550MS100 1550MS100BK			1590LBK		Black	101	50	21	1590S	1590WS	Natural	in. mm	4.35	3.21	1.57	1590MS100 1590MS50BK	1590WMS100 1590WMS100BK	1590SGASKET	1590SBK	1590WSBK	Black	111	82	40	1590B	1590WB	Natural	in. mm	4.4	2.38	1.06	1590MS100 1590MS50BK	1590WMS100 1590WMS100BK	1590BGASKET	1590BBK	1590WBBK	Black	1590BCB		Cobalt Blue	1590BGR		Green								1590BLG		Light Gray	1590BOR		Orange	1590BPR		Purple								1590BRD		Red	1590BYL		Yellow																																																									
1590G2	1590WG2	Natural	in. mm	3.94	1.97	1.06	1590MS100 1590MS50BK	1590WMS100 1590WMS100BK	1590GGASKET																																																																																																																																																																																																
1590G2BK	1590WG2BK	Black																																																																																																																																																																																																							
1590G2CB		Cobalt Blue																																																																																																																																																																																																							
1590G2GR		Green																																																																																																																																																																																																							
1590G2LG		Light Gray																																																																																																																																																																																																							
1590G2OR		Orange																																																																																																																																																																																																							
1590G2PR		Purple																																																																																																																																																																																																							
1590G2RD		Red																																																																																																																																																																																																							
1590G2YL		Yellow																																																																																																																																																																																																							
1590L		Natural	in. mm	3.96	1.98	0.83	1550MS100 1550MS100BK																																																																																																																																																																																																		
1590LBK		Black		101	50	21		1590S	1590WS	Natural	in. mm	4.35	3.21	1.57	1590MS100 1590MS50BK	1590WMS100 1590WMS100BK	1590SGASKET	1590SBK	1590WSBK	Black	111	82	40	1590B	1590WB	Natural	in. mm	4.4	2.38	1.06	1590MS100 1590MS50BK	1590WMS100 1590WMS100BK	1590BGASKET	1590BBK	1590WBBK	Black	1590BCB		Cobalt Blue	1590BGR		Green	1590BLG		Light Gray	1590BOR		Orange	1590BPR		Purple	1590BRD		Red	1590BYL		Yellow																																																																																																																																																
1590S	1590WS	Natural	in. mm	4.35	3.21	1.57	1590MS100 1590MS50BK	1590WMS100 1590WMS100BK	1590SGASKET																																																																																																																																																																																																
1590SBK	1590WSBK	Black		111	82	40				1590B	1590WB	Natural	in. mm	4.4	2.38	1.06	1590MS100 1590MS50BK	1590WMS100 1590WMS100BK	1590BGASKET	1590BBK	1590WBBK	Black	1590BCB		Cobalt Blue	1590BGR									Green	1590BLG		Light Gray	1590BOR		Orange	1590BPR		Purple	1590BRD		Red	1590BYL		Yellow																																																																																																																																																							
1590B	1590WB	Natural	in. mm	4.4	2.38	1.06	1590MS100 1590MS50BK	1590WMS100 1590WMS100BK	1590BGASKET																																																																																																																																																																																																
1590BBK	1590WBBK	Black																																																																																																																																																																																																							
1590BCB		Cobalt Blue																																																																																																																																																																																																							
1590BGR		Green																																																																																																																																																																																																							
1590BLG		Light Gray																																																																																																																																																																																																							
1590BOR		Orange																																																																																																																																																																																																							
1590BPR		Purple																																																																																																																																																																																																							
1590BRD		Red																																																																																																																																																																																																							
1590BYL		Yellow																																																																																																																																																																																																							





Enclosures Without Wall-Mounting Flanges (continued)

Standard	Standard Water-Tight	Color	Units	Length	Width	Height (Less Lid)	Replacement Screw Pack	Replacement Water-Tight Screw Pack	Optional Replacement Gasket Kit
1590B2	1590WB2	Natural	in. mm	4.4 112	2.38 60	1.32 33.5	1590MS100 1590MS50BK	1590WMS100 1590WMS100BK	1590BGASKET
1590B2BK	1590WB2BK	Black							
1590B2CB		Cobalt Blue							
1590B2GR		Green							
1590B2LG		Light Gray							
1590B2OR		Orange							
1590B2PR		Purple							
1590B2RD		Red							
1590B2YL		Yellow							
1590BS	1590WBS	Natural	in. mm	4.4 112	2.38 60	1.5 38	1590MS100 1590MS50BK	1590WMS100 1590WMS100BK	1590BGASKET
1590BSBK	1590WBSBK	Black							
1590BSCB		Cobalt Blue							
1590BSGR		Green							
1590BSLG		Light Gray							
1590BSOR		Orange							
1590BSPR		Purple							
1590BSRD		Red							
1590BSYL		Yellow							
1590M		Natural	in.	4.48	2.49	1.06	1550MS100		
1590MBK		Black	mm	112	62	27	1550MS100BK		
1590B3	1590WB3	Natural	in. mm	4.57 116	3.03 77	1.32 33.5	1590MS100 1590MS50BK	1590WMS100 1590WMS100BK	1590B3GASKET
1590B3BK	1590WB3BK	Black							
1590B3CB		Cobalt Blue							
1590B3GR		Green							
1590B3LG		Light Gray							
1590B3OR		Orange							
1590B3PR		Purple							
1590B3RD		Red							
1590B3YL		Yellow							
1590BB	1590WBB	Natural	in. mm	4.67 119	3.68 94	1.18 30	1590MS100 1590MS50BK	1590WMS100 1590WMS100BK	1590BBGASKET
1590BBBK	1590WBBBK	Black							
1590BBCB		Cobalt Blue							
1590BBGR		Green							
1590BBLG		Light Gray							
1590BBOR		Orange							
1590BBPR		Purple							
1590BBRD		Red							
1590BBYL		Yellow							



Enclosures Without Wall-Mounting Flanges (continued)

Standard	Standard Water-Tight	Color	Units	Length	Width	Height (Less Lid)	Replacement Screw Pack	Replacement Water-Tight Screw Pack	Optional Replacement Gasket Kit
1590BB2	1590WBB2	Natural	in. mm	4.70 120	3.70 94	1.33 34	1590MS100 1590MS50BK	1590WMS100 1590WMS100BK	1590BBGASKET
1590BB2BK	1590WBB2BK	Black							
1590BB2CB		Cobalt Blue							
1590BB2GR		Green							
1590BB2LG		Light Gray							
1590BB2OR		Orange							
1590BB2PR		Purple							
1590BB2RD		Red							
1590BB2YL		Yellow							
1590BBS	1590WBBS	Natural	in. mm	4.7 120	3.7 94	1.5 38	1590MS100 1590MS50BK	1590WMS100 1590WMS100BK	1590BBGASKET
1590BBSBK	1590WBBSBK	Black							
1590BBSCB		Cobalt Blue							
1590BBSGR		Green							
1590BBSLG		Light Gray							
1590BBSOR		Orange							
1590BBSPR		Purple							
1590BBSRD		Red							
1590BBSYL		Yellow							
1590Q	1590WQ	Natural	in. mm	4.7 120	4.7 120	1.1 28	1590MS100 1590MS50BK	1590WMS100 1590WMS100BK	1590QGASKET
1590QBK	1590WQBK	Black							
1590U	1590WU	Natural	in. mm	4.7 120	4.7 120	2.17 55	1590MS100 1590MS50BK	1590WMS100 1590WMS100BK	1590QGASKET
1590UBK	1590WUBK	Black							
1590V	1590WV	Natural	in. mm	4.7 120	4.7 120	3.54 90	1590MS100 1590MS50BK	1590WMS100 1590WMS100BK	1590QGASKET
1590VBK	1590WVBK	Black							
1590C	1590WC	Natural	in. mm	4.72 120	3.7 94	2.1 53	1590MS100 1590MS50BK	1590WMS100 1590WMS100BK	1590BBGASKET
1590CBK	1590WCBK	Black							
1590T	1590WT	Natural	in. mm	4.74 120	3.13 80	2.17 55	1590MS100 1590MS50BK	1590WMS100 1590WMS100BK	1590TGASKET
1590TBK	1590WTBK	Black							
1590CE	1590WCE	Natural	in. mm	4.74 120	3.95 100	2.37 60	1550MS100 1550MS100BK	1550WMS100 1550WMS100BK	1590CEGASKET
1590CEBK	1590WCEBK	Black							
1590N	1590WN	Natural	in. mm	4.75 120	2.61 66	1.42 36	1550MS100 1550MS100BK		
1590NBK	1590WNBK	Black							
1590PP		Natural	in. mm	4.76 121	3.74 95	2.24 57	1550MS100 1550MS100BK		
1590PPBK		Black							
1590N1	1590WN1	Natural	in. mm	4.77 121.1	2.6 66	1.39 35.3	1590MS100 1590MS50BK	1590WMS100 1590WMS100BK	1590NGASKET
1590N1BK	1590WN1BK	Black							
1590KK	1590WKK	Natural	in. mm	4.92 125	4.92 125	2.1 53	1590MS100 1590MS50BK	1590WMS100 1590WMS100BK	1590KGASKET
1590KKBK	1590WKKBK	Black							
1590K	1590WK	Natural	in. mm	4.92 125	4.92 125	2.95 75	1590MS100 1590MS50BK	1590WMS100 1590WMS100BK	1590KGASKET
1590KKBK	1590WKBK	Black							





Enclosures Without Wall-Mounting Flanges (continued)

Standard	Standard Water-Tight	Color	Units	Length	Width	Height (Less Lid)	Replacement Screw Pack	Replacement Water-Tight Screw Pack	Optional Replacement Gasket Kit
1590J	1590WJ	Natural	in. mm	5.71 145	3.74 95	1.77 45	1590MS100 1590MS50BK	1590WMS100 1590WMS100BK	1590JGASKET
1590JBK	1590WJBK	Black							
1590XX	1590WXX	Natural	in. mm	5.72 145	4.77 121	1.39 35	1590MS100 1590MS50BK	1590WMS100 1590WMS100BK	1590XGASKET
1590XXBK	1590WXXBK	Black							
1590XXCB		Cobalt Blue							
1590XXGR		Green							
1590XXLG		Light Gray							
1590XXOR		Orange							
1590XXPR		Purple							
1590XXRD		Red							
1590XXYL		Yellow							
1590X	1590WX	Natural	in. mm	5.72 145	4.77 121	2.06 52	1590MS100 1590MS50BK	1590WMS100 1590WMS100BK	1590XGASKET
1590XBK	1590WXBK	Black							
1590P	1590WP	Natural	in. mm	6.01 152	3.24 82	1.81 46	1550MS100 1550MS100BK		
1590PBK	1590WPBK	Black							
1590P1	1590WP1	Natural	in. mm	6.01 153	3.24 82	1.81 46	1590MS100 1590MS50BK	1590WMS100 1590WMS100BK	1590PGASKET
1590P1BK	1590WP1BK	Black							
1590DD	1590WDD	Natural	in. mm	7.38 188	4.7 119.5	1.3 33	1590MS100 1590MS50BK	1590WMS100 1590WMS100BK	1590EGASKET
1590DBK	1590WDBK	Black							
1590D	1590WD	Natural	in. mm	7.38 188	4.7 120	2.05 52	1590MS100 1590MS50BK	1590WMS100 1590WMS100BK	1590EGASKET
1590DBK	1590WDBK	Black							
1590E	1590WE	Natural	in. mm	7.38 188	4.7 120	3.07 78	1590MS100 1590MS50BK	1590WMS100 1590WMS100BK	1590EGASKET
1590EBK	1590WEBK	Black							
1590F	1590WF	Natural	in. mm	7.38 188	7.38 188	2.48 63	1590MS100 1590MS50BK	1590WMS100 1590WMS100BK	1590FGASKET
1590FBK	1590WFBK	Black							
1590R		Natural	in. mm	7.55 192	4.38 112	2.24 57	1550MS100 1550MS100BK	1550WMS100 1550WMS100BK	1590RGASKET
1590RBK		Black							
1590R1	1590WR1	Natural	in. mm	7.55 192	4.38 111	2.24 57	1590MS100 1590MS50BK	1590WMS100 1590WMS100BK	1590RGASKET
1590R1BK	1590WR1BK	Black							
1590DE	1590WDE	Natural	in. mm	7.88 200	4.73 120	2.37 60	1550MS100 1550MS100BK	1550WMS100 1550WMS100BK	1590DEGASKET
1590DEBK	1590WDEBK	Black							
1590EE	1590WEE	Natural	in. mm	7.88 200	4.73 120	3.17 80	1550MS100 1550MS100BK	1550WMS100 1550WMS100BK	1590DEGASKET
1590EEBK	1590WEEBK	Black							
1590BX2	1590WBX2	Natural	in. mm	10 254	2.8 70	1.4 35	1590MS100 1590MS50BK	1590WMS100 1590WMS100BK	1590BXGASKET
1590BX2BK	1590WBX2BK	Black							
1590BX	1590WBX	Natural	in. mm	10 254	2.8 70	2 51	1590MS100 1590MS50BK	1590WMS100 1590WMS100BK	1590BXGASKET
1590BXBK	1590WBXBK	Black							



1590



Die-Cast Aluminum

Enclosures With Flanged Lid

Standard	Standard Water-Tight	Color	Units	Length	Width	Height (Less Lid)	Replacement Screw Pack	Replacement Water-Tight Screw Pack	Optional Replacement Gasket Kit																																																																																																																																																																																																																																																																																																												
1590LLBFL	1590WLLBFL	Natural	in. mm	1.97	1.97	0.83	1590MS100 1590MS50BK	1590WMS100 1590WMS100BK	1590LLBGASKET																																																																																																																																																																																																																																																																																																												
1590LLBFLBK	1590WLLBFLBK	Black		50	50	21				1590LBFL	1590WLBFL	Natural	in. mm	1.99	1.99	1.06	1590MS100 1590MS50BK	1590WMS100 1590WMS100BK	1590LBGASKET	1590LBFLBK	1590WLBFLBK	Black	51	51	27	1590YFL	1590WYFL	Natural	in. mm	3.62	3.62	1.5	1590MS100 1590MS50BK	1590WMS100 1590WMS100BK	1590YGASKET	1590YFLBK	1590WYFLBK	Black	92	92	38	1590AFL	1590WAFL	Natural	in. mm	3.64	1.52	1.06	1590MS100 1590MS50BK	1590WMS100 1590WMS100BK	1590AGASKET	1590AFLBK	1590WAFLBK	Black	93	39	27	1590GFL	1590WGFL	Natural	in. mm	3.94	1.97	0.83	1590MS100 1590MS50BK	1590WMS100 1590WMS100BK	1590GGASKET	1590GFLBK	1590WGFLBK	Black	100	50	21	1590G2FL	1590WG2FL	Natural	in. mm	3.94	1.97	1.06	1590MS100 1590MS50BK	1590WMS100 1590WMS100BK	1590GGASKET	1590G2FLBK	1590WG2FLBK	Black	100	50	27	1590SFL	1590WSFL	Natural	in. mm	4.35	3.21	1.57	1590MS100 1590MS50BK	1590WMS100 1590WMS100BK	1590SGASKET	1590SFLBK	1590WSFLBK	Black	111	82	40	1590BFL	1590WBF	Natural	in. mm	4.4	2.38	1.06	1590MS100 1590MS50BK	1590WMS100 1590WMS100BK	1590BGASKET	1590BFLBK	1590WBF	Black	112	60	27	1590B2FL	1590WB2FL	Natural	in. mm	4.4	2.38	1.32	1590MS100 1590MS50BK	1590WMS100 1590WMS100BK	1590BGASKET	1590B2FLBK	1590WB2FLBK	Black	112	60	33.5	1590BSFL	1590WBSFL	Natural	in. mm	4.4	2.38	1.5	1590MS100 1590MS50BK	1590WMS100 1590WMS100BK	1590BGASKET	1590BSFLBK	1590WBSFLBK	Black	112	60	38	1590B3FL	1590WB3FL	Natural	in. mm	4.57	3.03	1.32	1590MS100 1590MS50BK	1590WMS100 1590WMS100BK	1590B3GASKET	1590B3FLBK	1590WB3FLBK	Black	116	77	33.5	1590BBFL	1590WBBFL	Natural	in. mm	4.67	3.68	1.18	1590MS100 1590MS50BK	1590WMS100 1590WMS100BK	1590BBGASKET	1590BBFLBK	1590WBBFLBK	Black	119	94	30	1590BB2FL	1590WBB2FL	Natural	in. mm	4.70	3.70	1.33	1590MS100 1590MS50BK	1590WMS100 1590WMS100BK	1590BBGASKET	1590BB2FLBK	1590WBB2FLBK	Black	120	94	34	1590BBSFL	1590WBBSFL	Natural	in. mm	4.7	3.7	1.5	1590MS100 1590MS50BK	1590WMS100 1590WMS100BK	1590BBGASKET	1590BBSFLBK	1590WBBSFLBK	Black	120	94	38	1590QFL	1590WQFL	Natural	in. mm	4.7	4.7	1.1	1590MS100 1590MS50BK	1590WMS100 1590WMS100BK	1590QGASKET	1590QFLBK	1590WQFLBK	Black	120	120	28	1590UFL	1590WUFL	Natural	in. mm	4.7	4.7	2.17	1590MS100 1590MS50BK	1590WMS100 1590WMS100BK	1590QGASKET	1590UFLBK	1590WUFLBK	Black	120	120	55	1590VFL	1590WVFL	Natural	in. mm	4.7	4.7	3.54	1590MS100 1590MS50BK	1590WMS100 1590WMS100BK	1590QGASKET	1590VFLBK	1590WVFLBK	Black	120	120	90	1590CFL	1590WCFL	Natural	in. mm	4.72	3.7	2.1	1590MS100 1590MS50BK	1590WMS100 1590WMS100BK	1590BBGASKET	1590CFLBK	1590WCFLBK	Black	120	94	53	1590TFL	1590WTF	Natural	in. mm	4.74	3.13	2.17	1590MS100 1590MS50BK	1590WMS100 1590WMS100BK	1590TGASKET	1590TFLBK	1590WTF	Black	120	80	55	1590N1FL	1590WN1FL	Natural	in. mm	4.77	2.6	1.39	1590MS100 1590MS50BK	1590WMS100 1590WMS100BK	1590NGASKET	1590N1FLBK	1590WN1FLBK
1590LBFL	1590WLBFL	Natural	in. mm	1.99	1.99	1.06	1590MS100 1590MS50BK	1590WMS100 1590WMS100BK	1590LBGASKET																																																																																																																																																																																																																																																																																																												
1590LBFLBK	1590WLBFLBK	Black		51	51	27				1590YFL	1590WYFL	Natural	in. mm	3.62	3.62	1.5	1590MS100 1590MS50BK	1590WMS100 1590WMS100BK	1590YGASKET	1590YFLBK	1590WYFLBK	Black	92	92	38	1590AFL	1590WAFL	Natural	in. mm	3.64	1.52	1.06	1590MS100 1590MS50BK	1590WMS100 1590WMS100BK	1590AGASKET	1590AFLBK	1590WAFLBK	Black	93	39	27	1590GFL	1590WGFL	Natural	in. mm	3.94	1.97	0.83	1590MS100 1590MS50BK	1590WMS100 1590WMS100BK	1590GGASKET	1590GFLBK	1590WGFLBK	Black	100	50	21	1590G2FL	1590WG2FL	Natural	in. mm	3.94	1.97	1.06	1590MS100 1590MS50BK	1590WMS100 1590WMS100BK	1590GGASKET	1590G2FLBK	1590WG2FLBK	Black	100	50	27	1590SFL	1590WSFL	Natural	in. mm	4.35	3.21	1.57	1590MS100 1590MS50BK	1590WMS100 1590WMS100BK	1590SGASKET	1590SFLBK	1590WSFLBK	Black	111	82	40	1590BFL	1590WBF	Natural	in. mm	4.4	2.38	1.06	1590MS100 1590MS50BK	1590WMS100 1590WMS100BK	1590BGASKET	1590BFLBK	1590WBF	Black	112	60	27	1590B2FL	1590WB2FL	Natural	in. mm	4.4	2.38	1.32	1590MS100 1590MS50BK	1590WMS100 1590WMS100BK	1590BGASKET	1590B2FLBK	1590WB2FLBK	Black	112	60	33.5	1590BSFL	1590WBSFL	Natural	in. mm	4.4	2.38	1.5	1590MS100 1590MS50BK	1590WMS100 1590WMS100BK	1590BGASKET	1590BSFLBK	1590WBSFLBK	Black	112	60	38	1590B3FL	1590WB3FL	Natural	in. mm	4.57	3.03	1.32	1590MS100 1590MS50BK	1590WMS100 1590WMS100BK	1590B3GASKET	1590B3FLBK	1590WB3FLBK	Black	116	77	33.5	1590BBFL	1590WBBFL	Natural	in. mm	4.67	3.68	1.18	1590MS100 1590MS50BK	1590WMS100 1590WMS100BK	1590BBGASKET	1590BBFLBK	1590WBBFLBK	Black	119	94	30	1590BB2FL	1590WBB2FL	Natural	in. mm	4.70	3.70	1.33	1590MS100 1590MS50BK	1590WMS100 1590WMS100BK	1590BBGASKET	1590BB2FLBK	1590WBB2FLBK	Black	120	94	34	1590BBSFL	1590WBBSFL	Natural	in. mm	4.7	3.7	1.5	1590MS100 1590MS50BK	1590WMS100 1590WMS100BK	1590BBGASKET	1590BBSFLBK	1590WBBSFLBK	Black	120	94	38	1590QFL	1590WQFL	Natural	in. mm	4.7	4.7	1.1	1590MS100 1590MS50BK	1590WMS100 1590WMS100BK	1590QGASKET	1590QFLBK	1590WQFLBK	Black	120	120	28	1590UFL	1590WUFL	Natural	in. mm	4.7	4.7	2.17	1590MS100 1590MS50BK	1590WMS100 1590WMS100BK	1590QGASKET	1590UFLBK	1590WUFLBK	Black	120	120	55	1590VFL	1590WVFL	Natural	in. mm	4.7	4.7	3.54	1590MS100 1590MS50BK	1590WMS100 1590WMS100BK	1590QGASKET	1590VFLBK	1590WVFLBK	Black	120	120	90	1590CFL	1590WCFL	Natural	in. mm	4.72	3.7	2.1	1590MS100 1590MS50BK	1590WMS100 1590WMS100BK	1590BBGASKET	1590CFLBK	1590WCFLBK	Black	120	94	53	1590TFL	1590WTF	Natural	in. mm	4.74	3.13	2.17	1590MS100 1590MS50BK	1590WMS100 1590WMS100BK	1590TGASKET	1590TFLBK	1590WTF	Black	120	80	55	1590N1FL	1590WN1FL	Natural	in. mm	4.77	2.6	1.39	1590MS100 1590MS50BK	1590WMS100 1590WMS100BK	1590NGASKET	1590N1FLBK	1590WN1FLBK	Black	121.1	66	35.3												
1590YFL	1590WYFL	Natural	in. mm	3.62	3.62	1.5	1590MS100 1590MS50BK	1590WMS100 1590WMS100BK	1590YGASKET																																																																																																																																																																																																																																																																																																												
1590YFLBK	1590WYFLBK	Black		92	92	38				1590AFL	1590WAFL	Natural	in. mm	3.64	1.52	1.06	1590MS100 1590MS50BK	1590WMS100 1590WMS100BK	1590AGASKET	1590AFLBK	1590WAFLBK	Black	93	39	27	1590GFL	1590WGFL	Natural	in. mm	3.94	1.97	0.83	1590MS100 1590MS50BK	1590WMS100 1590WMS100BK	1590GGASKET	1590GFLBK	1590WGFLBK	Black	100	50	21	1590G2FL	1590WG2FL	Natural	in. mm	3.94	1.97	1.06	1590MS100 1590MS50BK	1590WMS100 1590WMS100BK	1590GGASKET	1590G2FLBK	1590WG2FLBK	Black	100	50	27	1590SFL	1590WSFL	Natural	in. mm	4.35	3.21	1.57	1590MS100 1590MS50BK	1590WMS100 1590WMS100BK	1590SGASKET	1590SFLBK	1590WSFLBK	Black	111	82	40	1590BFL	1590WBF	Natural	in. mm	4.4	2.38	1.06	1590MS100 1590MS50BK	1590WMS100 1590WMS100BK	1590BGASKET	1590BFLBK	1590WBF	Black	112	60	27	1590B2FL	1590WB2FL	Natural	in. mm	4.4	2.38	1.32	1590MS100 1590MS50BK	1590WMS100 1590WMS100BK	1590BGASKET	1590B2FLBK	1590WB2FLBK	Black	112	60	33.5	1590BSFL	1590WBSFL	Natural	in. mm	4.4	2.38	1.5	1590MS100 1590MS50BK	1590WMS100 1590WMS100BK	1590BGASKET	1590BSFLBK	1590WBSFLBK	Black	112	60	38	1590B3FL	1590WB3FL	Natural	in. mm	4.57	3.03	1.32	1590MS100 1590MS50BK	1590WMS100 1590WMS100BK	1590B3GASKET	1590B3FLBK	1590WB3FLBK	Black	116	77	33.5	1590BBFL	1590WBBFL	Natural	in. mm	4.67	3.68	1.18	1590MS100 1590MS50BK	1590WMS100 1590WMS100BK	1590BBGASKET	1590BBFLBK	1590WBBFLBK	Black	119	94	30	1590BB2FL	1590WBB2FL	Natural	in. mm	4.70	3.70	1.33	1590MS100 1590MS50BK	1590WMS100 1590WMS100BK	1590BBGASKET	1590BB2FLBK	1590WBB2FLBK	Black	120	94	34	1590BBSFL	1590WBBSFL	Natural	in. mm	4.7	3.7	1.5	1590MS100 1590MS50BK	1590WMS100 1590WMS100BK	1590BBGASKET	1590BBSFLBK	1590WBBSFLBK	Black	120	94	38	1590QFL	1590WQFL	Natural	in. mm	4.7	4.7	1.1	1590MS100 1590MS50BK	1590WMS100 1590WMS100BK	1590QGASKET	1590QFLBK	1590WQFLBK	Black	120	120	28	1590UFL	1590WUFL	Natural	in. mm	4.7	4.7	2.17	1590MS100 1590MS50BK	1590WMS100 1590WMS100BK	1590QGASKET	1590UFLBK	1590WUFLBK	Black	120	120	55	1590VFL	1590WVFL	Natural	in. mm	4.7	4.7	3.54	1590MS100 1590MS50BK	1590WMS100 1590WMS100BK	1590QGASKET	1590VFLBK	1590WVFLBK	Black	120	120	90	1590CFL	1590WCFL	Natural	in. mm	4.72	3.7	2.1	1590MS100 1590MS50BK	1590WMS100 1590WMS100BK	1590BBGASKET	1590CFLBK	1590WCFLBK	Black	120	94	53	1590TFL	1590WTF	Natural	in. mm	4.74	3.13	2.17	1590MS100 1590MS50BK	1590WMS100 1590WMS100BK	1590TGASKET	1590TFLBK	1590WTF	Black	120	80	55	1590N1FL	1590WN1FL	Natural	in. mm	4.77	2.6	1.39	1590MS100 1590MS50BK	1590WMS100 1590WMS100BK	1590NGASKET	1590N1FLBK	1590WN1FLBK	Black	121.1	66	35.3																												
1590AFL	1590WAFL	Natural	in. mm	3.64	1.52	1.06	1590MS100 1590MS50BK	1590WMS100 1590WMS100BK	1590AGASKET																																																																																																																																																																																																																																																																																																												
1590AFLBK	1590WAFLBK	Black		93	39	27				1590GFL	1590WGFL	Natural	in. mm	3.94	1.97	0.83	1590MS100 1590MS50BK	1590WMS100 1590WMS100BK	1590GGASKET	1590GFLBK	1590WGFLBK	Black	100	50	21	1590G2FL	1590WG2FL	Natural	in. mm	3.94	1.97	1.06	1590MS100 1590MS50BK	1590WMS100 1590WMS100BK	1590GGASKET	1590G2FLBK	1590WG2FLBK	Black	100	50	27	1590SFL	1590WSFL	Natural	in. mm	4.35	3.21	1.57	1590MS100 1590MS50BK	1590WMS100 1590WMS100BK	1590SGASKET	1590SFLBK	1590WSFLBK	Black	111	82	40	1590BFL	1590WBF	Natural	in. mm	4.4	2.38	1.06	1590MS100 1590MS50BK	1590WMS100 1590WMS100BK	1590BGASKET	1590BFLBK	1590WBF	Black	112	60	27	1590B2FL	1590WB2FL	Natural	in. mm	4.4	2.38	1.32	1590MS100 1590MS50BK	1590WMS100 1590WMS100BK	1590BGASKET	1590B2FLBK	1590WB2FLBK	Black	112	60	33.5	1590BSFL	1590WBSFL	Natural	in. mm	4.4	2.38	1.5	1590MS100 1590MS50BK	1590WMS100 1590WMS100BK	1590BGASKET	1590BSFLBK	1590WBSFLBK	Black	112	60	38	1590B3FL	1590WB3FL	Natural	in. mm	4.57	3.03	1.32	1590MS100 1590MS50BK	1590WMS100 1590WMS100BK	1590B3GASKET	1590B3FLBK	1590WB3FLBK	Black	116	77	33.5	1590BBFL	1590WBBFL	Natural	in. mm	4.67	3.68	1.18	1590MS100 1590MS50BK	1590WMS100 1590WMS100BK	1590BBGASKET	1590BBFLBK	1590WBBFLBK	Black	119	94	30	1590BB2FL	1590WBB2FL	Natural	in. mm	4.70	3.70	1.33	1590MS100 1590MS50BK	1590WMS100 1590WMS100BK	1590BBGASKET	1590BB2FLBK	1590WBB2FLBK	Black	120	94	34	1590BBSFL	1590WBBSFL	Natural	in. mm	4.7	3.7	1.5	1590MS100 1590MS50BK	1590WMS100 1590WMS100BK	1590BBGASKET	1590BBSFLBK	1590WBBSFLBK	Black	120	94	38	1590QFL	1590WQFL	Natural	in. mm	4.7	4.7	1.1	1590MS100 1590MS50BK	1590WMS100 1590WMS100BK	1590QGASKET	1590QFLBK	1590WQFLBK	Black	120	120	28	1590UFL	1590WUFL	Natural	in. mm	4.7	4.7	2.17	1590MS100 1590MS50BK	1590WMS100 1590WMS100BK	1590QGASKET	1590UFLBK	1590WUFLBK	Black	120	120	55	1590VFL	1590WVFL	Natural	in. mm	4.7	4.7	3.54	1590MS100 1590MS50BK	1590WMS100 1590WMS100BK	1590QGASKET	1590VFLBK	1590WVFLBK	Black	120	120	90	1590CFL	1590WCFL	Natural	in. mm	4.72	3.7	2.1	1590MS100 1590MS50BK	1590WMS100 1590WMS100BK	1590BBGASKET	1590CFLBK	1590WCFLBK	Black	120	94	53	1590TFL	1590WTF	Natural	in. mm	4.74	3.13	2.17	1590MS100 1590MS50BK	1590WMS100 1590WMS100BK	1590TGASKET	1590TFLBK	1590WTF	Black	120	80	55	1590N1FL	1590WN1FL	Natural	in. mm	4.77	2.6	1.39	1590MS100 1590MS50BK	1590WMS100 1590WMS100BK	1590NGASKET	1590N1FLBK	1590WN1FLBK	Black	121.1	66	35.3																																												
1590GFL	1590WGFL	Natural	in. mm	3.94	1.97	0.83	1590MS100 1590MS50BK	1590WMS100 1590WMS100BK	1590GGASKET																																																																																																																																																																																																																																																																																																												
1590GFLBK	1590WGFLBK	Black		100	50	21				1590G2FL	1590WG2FL	Natural	in. mm	3.94	1.97	1.06	1590MS100 1590MS50BK	1590WMS100 1590WMS100BK	1590GGASKET	1590G2FLBK	1590WG2FLBK	Black	100	50	27	1590SFL	1590WSFL	Natural	in. mm	4.35	3.21	1.57	1590MS100 1590MS50BK	1590WMS100 1590WMS100BK	1590SGASKET	1590SFLBK	1590WSFLBK	Black	111	82	40	1590BFL	1590WBF	Natural	in. mm	4.4	2.38	1.06	1590MS100 1590MS50BK	1590WMS100 1590WMS100BK	1590BGASKET	1590BFLBK	1590WBF	Black	112	60	27	1590B2FL	1590WB2FL	Natural	in. mm	4.4	2.38	1.32	1590MS100 1590MS50BK	1590WMS100 1590WMS100BK	1590BGASKET	1590B2FLBK	1590WB2FLBK	Black	112	60	33.5	1590BSFL	1590WBSFL	Natural	in. mm	4.4	2.38	1.5	1590MS100 1590MS50BK	1590WMS100 1590WMS100BK	1590BGASKET	1590BSFLBK	1590WBSFLBK	Black	112	60	38	1590B3FL	1590WB3FL	Natural	in. mm	4.57	3.03	1.32	1590MS100 1590MS50BK	1590WMS100 1590WMS100BK	1590B3GASKET	1590B3FLBK	1590WB3FLBK	Black	116	77	33.5	1590BBFL	1590WBBFL	Natural	in. mm	4.67	3.68	1.18	1590MS100 1590MS50BK	1590WMS100 1590WMS100BK	1590BBGASKET	1590BBFLBK	1590WBBFLBK	Black	119	94	30	1590BB2FL	1590WBB2FL	Natural	in. mm	4.70	3.70	1.33	1590MS100 1590MS50BK	1590WMS100 1590WMS100BK	1590BBGASKET	1590BB2FLBK	1590WBB2FLBK	Black	120	94	34	1590BBSFL	1590WBBSFL	Natural	in. mm	4.7	3.7	1.5	1590MS100 1590MS50BK	1590WMS100 1590WMS100BK	1590BBGASKET	1590BBSFLBK	1590WBBSFLBK	Black	120	94	38	1590QFL	1590WQFL	Natural	in. mm	4.7	4.7	1.1	1590MS100 1590MS50BK	1590WMS100 1590WMS100BK	1590QGASKET	1590QFLBK	1590WQFLBK	Black	120	120	28	1590UFL	1590WUFL	Natural	in. mm	4.7	4.7	2.17	1590MS100 1590MS50BK	1590WMS100 1590WMS100BK	1590QGASKET	1590UFLBK	1590WUFLBK	Black	120	120	55	1590VFL	1590WVFL	Natural	in. mm	4.7	4.7	3.54	1590MS100 1590MS50BK	1590WMS100 1590WMS100BK	1590QGASKET	1590VFLBK	1590WVFLBK	Black	120	120	90	1590CFL	1590WCFL	Natural	in. mm	4.72	3.7	2.1	1590MS100 1590MS50BK	1590WMS100 1590WMS100BK	1590BBGASKET	1590CFLBK	1590WCFLBK	Black	120	94	53	1590TFL	1590WTF	Natural	in. mm	4.74	3.13	2.17	1590MS100 1590MS50BK	1590WMS100 1590WMS100BK	1590TGASKET	1590TFLBK	1590WTF	Black	120	80	55	1590N1FL	1590WN1FL	Natural	in. mm	4.77	2.6	1.39	1590MS100 1590MS50BK	1590WMS100 1590WMS100BK	1590NGASKET	1590N1FLBK	1590WN1FLBK	Black	121.1	66	35.3																																																												
1590G2FL	1590WG2FL	Natural	in. mm	3.94	1.97	1.06	1590MS100 1590MS50BK	1590WMS100 1590WMS100BK	1590GGASKET																																																																																																																																																																																																																																																																																																												
1590G2FLBK	1590WG2FLBK	Black		100	50	27				1590SFL	1590WSFL	Natural	in. mm	4.35	3.21	1.57	1590MS100 1590MS50BK	1590WMS100 1590WMS100BK	1590SGASKET	1590SFLBK	1590WSFLBK	Black	111	82	40	1590BFL	1590WBF	Natural	in. mm	4.4	2.38	1.06	1590MS100 1590MS50BK	1590WMS100 1590WMS100BK	1590BGASKET	1590BFLBK	1590WBF	Black	112	60	27	1590B2FL	1590WB2FL	Natural	in. mm	4.4	2.38	1.32	1590MS100 1590MS50BK	1590WMS100 1590WMS100BK	1590BGASKET	1590B2FLBK	1590WB2FLBK	Black	112	60	33.5	1590BSFL	1590WBSFL	Natural	in. mm	4.4	2.38	1.5	1590MS100 1590MS50BK	1590WMS100 1590WMS100BK	1590BGASKET	1590BSFLBK	1590WBSFLBK	Black	112	60	38	1590B3FL	1590WB3FL	Natural	in. mm	4.57	3.03	1.32	1590MS100 1590MS50BK	1590WMS100 1590WMS100BK	1590B3GASKET	1590B3FLBK	1590WB3FLBK	Black	116	77	33.5	1590BBFL	1590WBBFL	Natural	in. mm	4.67	3.68	1.18	1590MS100 1590MS50BK	1590WMS100 1590WMS100BK	1590BBGASKET	1590BBFLBK	1590WBBFLBK	Black	119	94	30	1590BB2FL	1590WBB2FL	Natural	in. mm	4.70	3.70	1.33	1590MS100 1590MS50BK	1590WMS100 1590WMS100BK	1590BBGASKET	1590BB2FLBK	1590WBB2FLBK	Black	120	94	34	1590BBSFL	1590WBBSFL	Natural	in. mm	4.7	3.7	1.5	1590MS100 1590MS50BK	1590WMS100 1590WMS100BK	1590BBGASKET	1590BBSFLBK	1590WBBSFLBK	Black	120	94	38	1590QFL	1590WQFL	Natural	in. mm	4.7	4.7	1.1	1590MS100 1590MS50BK	1590WMS100 1590WMS100BK	1590QGASKET	1590QFLBK	1590WQFLBK	Black	120	120	28	1590UFL	1590WUFL	Natural	in. mm	4.7	4.7	2.17	1590MS100 1590MS50BK	1590WMS100 1590WMS100BK	1590QGASKET	1590UFLBK	1590WUFLBK	Black	120	120	55	1590VFL	1590WVFL	Natural	in. mm	4.7	4.7	3.54	1590MS100 1590MS50BK	1590WMS100 1590WMS100BK	1590QGASKET	1590VFLBK	1590WVFLBK	Black	120	120	90	1590CFL	1590WCFL	Natural	in. mm	4.72	3.7	2.1	1590MS100 1590MS50BK	1590WMS100 1590WMS100BK	1590BBGASKET	1590CFLBK	1590WCFLBK	Black	120	94	53	1590TFL	1590WTF	Natural	in. mm	4.74	3.13	2.17	1590MS100 1590MS50BK	1590WMS100 1590WMS100BK	1590TGASKET	1590TFLBK	1590WTF	Black	120	80	55	1590N1FL	1590WN1FL	Natural	in. mm	4.77	2.6	1.39	1590MS100 1590MS50BK	1590WMS100 1590WMS100BK	1590NGASKET	1590N1FLBK	1590WN1FLBK	Black	121.1	66	35.3																																																																												
1590SFL	1590WSFL	Natural	in. mm	4.35	3.21	1.57	1590MS100 1590MS50BK	1590WMS100 1590WMS100BK	1590SGASKET																																																																																																																																																																																																																																																																																																												
1590SFLBK	1590WSFLBK	Black		111	82	40				1590BFL	1590WBF	Natural	in. mm	4.4	2.38	1.06	1590MS100 1590MS50BK	1590WMS100 1590WMS100BK	1590BGASKET	1590BFLBK	1590WBF	Black	112	60	27	1590B2FL	1590WB2FL	Natural	in. mm	4.4	2.38	1.32	1590MS100 1590MS50BK	1590WMS100 1590WMS100BK	1590BGASKET	1590B2FLBK	1590WB2FLBK	Black	112	60	33.5	1590BSFL	1590WBSFL	Natural	in. mm	4.4	2.38	1.5	1590MS100 1590MS50BK	1590WMS100 1590WMS100BK	1590BGASKET	1590BSFLBK	1590WBSFLBK	Black	112	60	38	1590B3FL	1590WB3FL	Natural	in. mm	4.57	3.03	1.32	1590MS100 1590MS50BK	1590WMS100 1590WMS100BK	1590B3GASKET	1590B3FLBK	1590WB3FLBK	Black	116	77	33.5	1590BBFL	1590WBBFL	Natural	in. mm	4.67	3.68	1.18	1590MS100 1590MS50BK	1590WMS100 1590WMS100BK	1590BBGASKET	1590BBFLBK	1590WBBFLBK	Black	119	94	30	1590BB2FL	1590WBB2FL	Natural	in. mm	4.70	3.70	1.33	1590MS100 1590MS50BK	1590WMS100 1590WMS100BK	1590BBGASKET	1590BB2FLBK	1590WBB2FLBK	Black	120	94	34	1590BBSFL	1590WBBSFL	Natural	in. mm	4.7	3.7	1.5	1590MS100 1590MS50BK	1590WMS100 1590WMS100BK	1590BBGASKET	1590BBSFLBK	1590WBBSFLBK	Black	120	94	38	1590QFL	1590WQFL	Natural	in. mm	4.7	4.7	1.1	1590MS100 1590MS50BK	1590WMS100 1590WMS100BK	1590QGASKET	1590QFLBK	1590WQFLBK	Black	120	120	28	1590UFL	1590WUFL	Natural	in. mm	4.7	4.7	2.17	1590MS100 1590MS50BK	1590WMS100 1590WMS100BK	1590QGASKET	1590UFLBK	1590WUFLBK	Black	120	120	55	1590VFL	1590WVFL	Natural	in. mm	4.7	4.7	3.54	1590MS100 1590MS50BK	1590WMS100 1590WMS100BK	1590QGASKET	1590VFLBK	1590WVFLBK	Black	120	120	90	1590CFL	1590WCFL	Natural	in. mm	4.72	3.7	2.1	1590MS100 1590MS50BK	1590WMS100 1590WMS100BK	1590BBGASKET	1590CFLBK	1590WCFLBK	Black	120	94	53	1590TFL	1590WTF	Natural	in. mm	4.74	3.13	2.17	1590MS100 1590MS50BK	1590WMS100 1590WMS100BK	1590TGASKET	1590TFLBK	1590WTF	Black	120	80	55	1590N1FL	1590WN1FL	Natural	in. mm	4.77	2.6	1.39	1590MS100 1590MS50BK	1590WMS100 1590WMS100BK	1590NGASKET	1590N1FLBK	1590WN1FLBK	Black	121.1	66	35.3																																																																																												
1590BFL	1590WBF	Natural	in. mm	4.4	2.38	1.06	1590MS100 1590MS50BK	1590WMS100 1590WMS100BK	1590BGASKET																																																																																																																																																																																																																																																																																																												
1590BFLBK	1590WBF	Black		112	60	27				1590B2FL	1590WB2FL	Natural	in. mm	4.4	2.38	1.32	1590MS100 1590MS50BK	1590WMS100 1590WMS100BK	1590BGASKET	1590B2FLBK	1590WB2FLBK	Black	112	60	33.5	1590BSFL	1590WBSFL	Natural	in. mm	4.4	2.38	1.5	1590MS100 1590MS50BK	1590WMS100 1590WMS100BK	1590BGASKET	1590BSFLBK	1590WBSFLBK	Black	112	60	38	1590B3FL	1590WB3FL	Natural	in. mm	4.57	3.03	1.32	1590MS100 1590MS50BK	1590WMS100 1590WMS100BK	1590B3GASKET	1590B3FLBK	1590WB3FLBK	Black	116	77	33.5	1590BBFL	1590WBBFL	Natural	in. mm	4.67	3.68	1.18	1590MS100 1590MS50BK	1590WMS100 1590WMS100BK	1590BBGASKET	1590BBFLBK	1590WBBFLBK	Black	119	94	30	1590BB2FL	1590WBB2FL	Natural	in. mm	4.70	3.70	1.33	1590MS100 1590MS50BK	1590WMS100 1590WMS100BK	1590BBGASKET	1590BB2FLBK	1590WBB2FLBK	Black	120	94	34	1590BBSFL	1590WBBSFL	Natural	in. mm	4.7	3.7	1.5	1590MS100 1590MS50BK	1590WMS100 1590WMS100BK	1590BBGASKET	1590BBSFLBK	1590WBBSFLBK	Black	120	94	38	1590QFL	1590WQFL	Natural	in. mm	4.7	4.7	1.1	1590MS100 1590MS50BK	1590WMS100 1590WMS100BK	1590QGASKET	1590QFLBK	1590WQFLBK	Black	120	120	28	1590UFL	1590WUFL	Natural	in. mm	4.7	4.7	2.17	1590MS100 1590MS50BK	1590WMS100 1590WMS100BK	1590QGASKET	1590UFLBK	1590WUFLBK	Black	120	120	55	1590VFL	1590WVFL	Natural	in. mm	4.7	4.7	3.54	1590MS100 1590MS50BK	1590WMS100 1590WMS100BK	1590QGASKET	1590VFLBK	1590WVFLBK	Black	120	120	90	1590CFL	1590WCFL	Natural	in. mm	4.72	3.7	2.1	1590MS100 1590MS50BK	1590WMS100 1590WMS100BK	1590BBGASKET	1590CFLBK	1590WCFLBK	Black	120	94	53	1590TFL	1590WTF	Natural	in. mm	4.74	3.13	2.17	1590MS100 1590MS50BK	1590WMS100 1590WMS100BK	1590TGASKET	1590TFLBK	1590WTF	Black	120	80	55	1590N1FL	1590WN1FL	Natural	in. mm	4.77	2.6	1.39	1590MS100 1590MS50BK	1590WMS100 1590WMS100BK	1590NGASKET	1590N1FLBK	1590WN1FLBK	Black	121.1	66	35.3																																																																																																												
1590B2FL	1590WB2FL	Natural	in. mm	4.4	2.38	1.32	1590MS100 1590MS50BK	1590WMS100 1590WMS100BK	1590BGASKET																																																																																																																																																																																																																																																																																																												
1590B2FLBK	1590WB2FLBK	Black		112	60	33.5				1590BSFL	1590WBSFL	Natural	in. mm	4.4	2.38	1.5	1590MS100 1590MS50BK	1590WMS100 1590WMS100BK	1590BGASKET	1590BSFLBK	1590WBSFLBK	Black	112	60	38	1590B3FL	1590WB3FL	Natural	in. mm	4.57	3.03	1.32	1590MS100 1590MS50BK	1590WMS100 1590WMS100BK	1590B3GASKET	1590B3FLBK	1590WB3FLBK	Black	116	77	33.5	1590BBFL	1590WBBFL	Natural	in. mm	4.67	3.68	1.18	1590MS100 1590MS50BK	1590WMS100 1590WMS100BK	1590BBGASKET	1590BBFLBK	1590WBBFLBK	Black	119	94	30	1590BB2FL	1590WBB2FL	Natural	in. mm	4.70	3.70	1.33	1590MS100 1590MS50BK	1590WMS100 1590WMS100BK	1590BBGASKET	1590BB2FLBK	1590WBB2FLBK	Black	120	94	34	1590BBSFL	1590WBBSFL	Natural	in. mm	4.7	3.7	1.5	1590MS100 1590MS50BK	1590WMS100 1590WMS100BK	1590BBGASKET	1590BBSFLBK	1590WBBSFLBK	Black	120	94	38	1590QFL	1590WQFL	Natural	in. mm	4.7	4.7	1.1	1590MS100 1590MS50BK	1590WMS100 1590WMS100BK	1590QGASKET	1590QFLBK	1590WQFLBK	Black	120	120	28	1590UFL	1590WUFL	Natural	in. mm	4.7	4.7	2.17	1590MS100 1590MS50BK	1590WMS100 1590WMS100BK	1590QGASKET	1590UFLBK	1590WUFLBK	Black	120	120	55	1590VFL	1590WVFL	Natural	in. mm	4.7	4.7	3.54	1590MS100 1590MS50BK	1590WMS100 1590WMS100BK	1590QGASKET	1590VFLBK	1590WVFLBK	Black	120	120	90	1590CFL	1590WCFL	Natural	in. mm	4.72	3.7	2.1	1590MS100 1590MS50BK	1590WMS100 1590WMS100BK	1590BBGASKET	1590CFLBK	1590WCFLBK	Black	120	94	53	1590TFL	1590WTF	Natural	in. mm	4.74	3.13	2.17	1590MS100 1590MS50BK	1590WMS100 1590WMS100BK	1590TGASKET	1590TFLBK	1590WTF	Black	120	80	55	1590N1FL	1590WN1FL	Natural	in. mm	4.77	2.6	1.39	1590MS100 1590MS50BK	1590WMS100 1590WMS100BK	1590NGASKET	1590N1FLBK	1590WN1FLBK	Black	121.1	66	35.3																																																																																																																												
1590BSFL	1590WBSFL	Natural	in. mm	4.4	2.38	1.5	1590MS100 1590MS50BK	1590WMS100 1590WMS100BK	1590BGASKET																																																																																																																																																																																																																																																																																																												
1590BSFLBK	1590WBSFLBK	Black		112	60	38				1590B3FL	1590WB3FL	Natural	in. mm	4.57	3.03	1.32	1590MS100 1590MS50BK	1590WMS100 1590WMS100BK	1590B3GASKET	1590B3FLBK	1590WB3FLBK	Black	116	77	33.5	1590BBFL	1590WBBFL	Natural	in. mm	4.67	3.68	1.18	1590MS100 1590MS50BK	1590WMS100 1590WMS100BK	1590BBGASKET	1590BBFLBK	1590WBBFLBK	Black	119	94	30	1590BB2FL	1590WBB2FL	Natural	in. mm	4.70	3.70	1.33	1590MS100 1590MS50BK	1590WMS100 1590WMS100BK	1590BBGASKET	1590BB2FLBK	1590WBB2FLBK	Black	120	94	34	1590BBSFL	1590WBBSFL	Natural	in. mm	4.7	3.7	1.5	1590MS100 1590MS50BK	1590WMS100 1590WMS100BK	1590BBGASKET	1590BBSFLBK	1590WBBSFLBK	Black	120	94	38	1590QFL	1590WQFL	Natural	in. mm	4.7	4.7	1.1	1590MS100 1590MS50BK	1590WMS100 1590WMS100BK	1590QGASKET	1590QFLBK	1590WQFLBK	Black	120	120	28	1590UFL	1590WUFL	Natural	in. mm	4.7	4.7	2.17	1590MS100 1590MS50BK	1590WMS100 1590WMS100BK	1590QGASKET	1590UFLBK	1590WUFLBK	Black	120	120	55	1590VFL	1590WVFL	Natural	in. mm	4.7	4.7	3.54	1590MS100 1590MS50BK	1590WMS100 1590WMS100BK	1590QGASKET	1590VFLBK	1590WVFLBK	Black	120	120	90	1590CFL	1590WCFL	Natural	in. mm	4.72	3.7	2.1	1590MS100 1590MS50BK	1590WMS100 1590WMS100BK	1590BBGASKET	1590CFLBK	1590WCFLBK	Black	120	94	53	1590TFL	1590WTF	Natural	in. mm	4.74	3.13	2.17	1590MS100 1590MS50BK	1590WMS100 1590WMS100BK	1590TGASKET	1590TFLBK	1590WTF	Black	120	80	55	1590N1FL	1590WN1FL	Natural	in. mm	4.77	2.6	1.39	1590MS100 1590MS50BK	1590WMS100 1590WMS100BK	1590NGASKET	1590N1FLBK	1590WN1FLBK	Black	121.1	66	35.3																																																																																																																																												
1590B3FL	1590WB3FL	Natural	in. mm	4.57	3.03	1.32	1590MS100 1590MS50BK	1590WMS100 1590WMS100BK	1590B3GASKET																																																																																																																																																																																																																																																																																																												
1590B3FLBK	1590WB3FLBK	Black		116	77	33.5				1590BBFL	1590WBBFL	Natural	in. mm	4.67	3.68	1.18	1590MS100 1590MS50BK	1590WMS100 1590WMS100BK	1590BBGASKET	1590BBFLBK	1590WBBFLBK	Black	119	94	30	1590BB2FL	1590WBB2FL	Natural	in. mm	4.70	3.70	1.33	1590MS100 1590MS50BK	1590WMS100 1590WMS100BK	1590BBGASKET	1590BB2FLBK	1590WBB2FLBK	Black	120	94	34	1590BBSFL	1590WBBSFL	Natural	in. mm	4.7	3.7	1.5	1590MS100 1590MS50BK	1590WMS100 1590WMS100BK	1590BBGASKET	1590BBSFLBK	1590WBBSFLBK	Black	120	94	38	1590QFL	1590WQFL	Natural	in. mm	4.7	4.7	1.1	1590MS100 1590MS50BK	1590WMS100 1590WMS100BK	1590QGASKET	1590QFLBK	1590WQFLBK	Black	120	120	28	1590UFL	1590WUFL	Natural	in. mm	4.7	4.7	2.17	1590MS100 1590MS50BK	1590WMS100 1590WMS100BK	1590QGASKET	1590UFLBK	1590WUFLBK	Black	120	120	55	1590VFL	1590WVFL	Natural	in. mm	4.7	4.7	3.54	1590MS100 1590MS50BK	1590WMS100 1590WMS100BK	1590QGASKET	1590VFLBK	1590WVFLBK	Black	120	120	90	1590CFL	1590WCFL	Natural	in. mm	4.72	3.7	2.1	1590MS100 1590MS50BK	1590WMS100 1590WMS100BK	1590BBGASKET	1590CFLBK	1590WCFLBK	Black	120	94	53	1590TFL	1590WTF	Natural	in. mm	4.74	3.13	2.17	1590MS100 1590MS50BK	1590WMS100 1590WMS100BK	1590TGASKET	1590TFLBK	1590WTF	Black	120	80	55	1590N1FL	1590WN1FL	Natural	in. mm	4.77	2.6	1.39	1590MS100 1590MS50BK	1590WMS100 1590WMS100BK	1590NGASKET	1590N1FLBK	1590WN1FLBK	Black	121.1	66	35.3																																																																																																																																																												
1590BBFL	1590WBBFL	Natural	in. mm	4.67	3.68	1.18	1590MS100 1590MS50BK	1590WMS100 1590WMS100BK	1590BBGASKET																																																																																																																																																																																																																																																																																																												
1590BBFLBK	1590WBBFLBK	Black		119	94	30				1590BB2FL	1590WBB2FL	Natural	in. mm	4.70	3.70	1.33	1590MS100 1590MS50BK	1590WMS100 1590WMS100BK	1590BBGASKET	1590BB2FLBK	1590WBB2FLBK	Black	120	94	34	1590BBSFL	1590WBBSFL	Natural	in. mm	4.7	3.7	1.5	1590MS100 1590MS50BK	1590WMS100 1590WMS100BK	1590BBGASKET	1590BBSFLBK	1590WBBSFLBK	Black	120	94	38	1590QFL	1590WQFL	Natural	in. mm	4.7	4.7	1.1	1590MS100 1590MS50BK	1590WMS100 1590WMS100BK	1590QGASKET	1590QFLBK	1590WQFLBK	Black	120	120	28	1590UFL	1590WUFL	Natural	in. mm	4.7	4.7	2.17	1590MS100 1590MS50BK	1590WMS100 1590WMS100BK	1590QGASKET	1590UFLBK	1590WUFLBK	Black	120	120	55	1590VFL	1590WVFL	Natural	in. mm	4.7	4.7	3.54	1590MS100 1590MS50BK	1590WMS100 1590WMS100BK	1590QGASKET	1590VFLBK	1590WVFLBK	Black	120	120	90	1590CFL	1590WCFL	Natural	in. mm	4.72	3.7	2.1	1590MS100 1590MS50BK	1590WMS100 1590WMS100BK	1590BBGASKET	1590CFLBK	1590WCFLBK	Black	120	94	53	1590TFL	1590WTF	Natural	in. mm	4.74	3.13	2.17	1590MS100 1590MS50BK	1590WMS100 1590WMS100BK	1590TGASKET	1590TFLBK	1590WTF	Black	120	80	55	1590N1FL	1590WN1FL	Natural	in. mm	4.77	2.6	1.39	1590MS100 1590MS50BK	1590WMS100 1590WMS100BK	1590NGASKET	1590N1FLBK	1590WN1FLBK	Black	121.1	66	35.3																																																																																																																																																																												
1590BB2FL	1590WBB2FL	Natural	in. mm	4.70	3.70	1.33	1590MS100 1590MS50BK	1590WMS100 1590WMS100BK	1590BBGASKET																																																																																																																																																																																																																																																																																																												
1590BB2FLBK	1590WBB2FLBK	Black		120	94	34				1590BBSFL	1590WBBSFL	Natural	in. mm	4.7	3.7	1.5	1590MS100 1590MS50BK	1590WMS100 1590WMS100BK	1590BBGASKET	1590BBSFLBK	1590WBBSFLBK	Black	120	94	38	1590QFL	1590WQFL	Natural	in. mm	4.7	4.7	1.1	1590MS100 1590MS50BK	1590WMS100 1590WMS100BK	1590QGASKET	1590QFLBK	1590WQFLBK	Black	120	120	28	1590UFL	1590WUFL	Natural	in. mm	4.7	4.7	2.17	1590MS100 1590MS50BK	1590WMS100 1590WMS100BK	1590QGASKET	1590UFLBK	1590WUFLBK	Black	120	120	55	1590VFL	1590WVFL	Natural	in. mm	4.7	4.7	3.54	1590MS100 1590MS50BK	1590WMS100 1590WMS100BK	1590QGASKET	1590VFLBK	1590WVFLBK	Black	120	120	90	1590CFL	1590WCFL	Natural	in. mm	4.72	3.7	2.1	1590MS100 1590MS50BK	1590WMS100 1590WMS100BK	1590BBGASKET	1590CFLBK	1590WCFLBK	Black	120	94	53	1590TFL	1590WTF	Natural	in. mm	4.74	3.13	2.17	1590MS100 1590MS50BK	1590WMS100 1590WMS100BK	1590TGASKET	1590TFLBK	1590WTF	Black	120	80	55	1590N1FL	1590WN1FL	Natural	in. mm	4.77	2.6	1.39	1590MS100 1590MS50BK	1590WMS100 1590WMS100BK	1590NGASKET	1590N1FLBK	1590WN1FLBK	Black	121.1	66	35.3																																																																																																																																																																																												
1590BBSFL	1590WBBSFL	Natural	in. mm	4.7	3.7	1.5	1590MS100 1590MS50BK	1590WMS100 1590WMS100BK	1590BBGASKET																																																																																																																																																																																																																																																																																																												
1590BBSFLBK	1590WBBSFLBK	Black		120	94	38				1590QFL	1590WQFL	Natural	in. mm	4.7	4.7	1.1	1590MS100 1590MS50BK	1590WMS100 1590WMS100BK	1590QGASKET	1590QFLBK	1590WQFLBK	Black	120	120	28	1590UFL	1590WUFL	Natural	in. mm	4.7	4.7	2.17	1590MS100 1590MS50BK	1590WMS100 1590WMS100BK	1590QGASKET	1590UFLBK	1590WUFLBK	Black	120	120	55	1590VFL	1590WVFL	Natural	in. mm	4.7	4.7	3.54	1590MS100 1590MS50BK	1590WMS100 1590WMS100BK	1590QGASKET	1590VFLBK	1590WVFLBK	Black	120	120	90	1590CFL	1590WCFL	Natural	in. mm	4.72	3.7	2.1	1590MS100 1590MS50BK	1590WMS100 1590WMS100BK	1590BBGASKET	1590CFLBK	1590WCFLBK	Black	120	94	53	1590TFL	1590WTF	Natural	in. mm	4.74	3.13	2.17	1590MS100 1590MS50BK	1590WMS100 1590WMS100BK	1590TGASKET	1590TFLBK	1590WTF	Black	120	80	55	1590N1FL	1590WN1FL	Natural	in. mm	4.77	2.6	1.39	1590MS100 1590MS50BK	1590WMS100 1590WMS100BK	1590NGASKET	1590N1FLBK	1590WN1FLBK	Black	121.1	66	35.3																																																																																																																																																																																																												
1590QFL	1590WQFL	Natural	in. mm	4.7	4.7	1.1	1590MS100 1590MS50BK	1590WMS100 1590WMS100BK	1590QGASKET																																																																																																																																																																																																																																																																																																												
1590QFLBK	1590WQFLBK	Black		120	120	28				1590UFL	1590WUFL	Natural	in. mm	4.7	4.7	2.17	1590MS100 1590MS50BK	1590WMS100 1590WMS100BK	1590QGASKET	1590UFLBK	1590WUFLBK	Black	120	120	55	1590VFL	1590WVFL	Natural	in. mm	4.7	4.7	3.54	1590MS100 1590MS50BK	1590WMS100 1590WMS100BK	1590QGASKET	1590VFLBK	1590WVFLBK	Black	120	120	90	1590CFL	1590WCFL	Natural	in. mm	4.72	3.7	2.1	1590MS100 1590MS50BK	1590WMS100 1590WMS100BK	1590BBGASKET	1590CFLBK	1590WCFLBK	Black	120	94	53	1590TFL	1590WTF	Natural	in. mm	4.74	3.13	2.17	1590MS100 1590MS50BK	1590WMS100 1590WMS100BK	1590TGASKET	1590TFLBK	1590WTF	Black	120	80	55	1590N1FL	1590WN1FL	Natural	in. mm	4.77	2.6	1.39	1590MS100 1590MS50BK	1590WMS100 1590WMS100BK	1590NGASKET	1590N1FLBK	1590WN1FLBK	Black	121.1	66	35.3																																																																																																																																																																																																																												
1590UFL	1590WUFL	Natural	in. mm	4.7	4.7	2.17	1590MS100 1590MS50BK	1590WMS100 1590WMS100BK	1590QGASKET																																																																																																																																																																																																																																																																																																												
1590UFLBK	1590WUFLBK	Black		120	120	55				1590VFL	1590WVFL	Natural	in. mm	4.7	4.7	3.54	1590MS100 1590MS50BK	1590WMS100 1590WMS100BK	1590QGASKET	1590VFLBK	1590WVFLBK	Black	120	120	90	1590CFL	1590WCFL	Natural	in. mm	4.72	3.7	2.1	1590MS100 1590MS50BK	1590WMS100 1590WMS100BK	1590BBGASKET	1590CFLBK	1590WCFLBK	Black	120	94	53	1590TFL	1590WTF	Natural	in. mm	4.74	3.13	2.17	1590MS100 1590MS50BK	1590WMS100 1590WMS100BK	1590TGASKET	1590TFLBK	1590WTF	Black	120	80	55	1590N1FL	1590WN1FL	Natural	in. mm	4.77	2.6	1.39	1590MS100 1590MS50BK	1590WMS100 1590WMS100BK	1590NGASKET	1590N1FLBK	1590WN1FLBK	Black	121.1	66	35.3																																																																																																																																																																																																																																												
1590VFL	1590WVFL	Natural	in. mm	4.7	4.7	3.54	1590MS100 1590MS50BK	1590WMS100 1590WMS100BK	1590QGASKET																																																																																																																																																																																																																																																																																																												
1590VFLBK	1590WVFLBK	Black		120	120	90				1590CFL	1590WCFL	Natural	in. mm	4.72	3.7	2.1	1590MS100 1590MS50BK	1590WMS100 1590WMS100BK	1590BBGASKET	1590CFLBK	1590WCFLBK	Black	120	94	53	1590TFL	1590WTF	Natural	in. mm	4.74	3.13	2.17	1590MS100 1590MS50BK	1590WMS100 1590WMS100BK	1590TGASKET	1590TFLBK	1590WTF	Black	120	80	55	1590N1FL	1590WN1FL	Natural	in. mm	4.77	2.6	1.39	1590MS100 1590MS50BK	1590WMS100 1590WMS100BK	1590NGASKET	1590N1FLBK	1590WN1FLBK	Black	121.1	66	35.3																																																																																																																																																																																																																																																												
1590CFL	1590WCFL	Natural	in. mm	4.72	3.7	2.1	1590MS100 1590MS50BK	1590WMS100 1590WMS100BK	1590BBGASKET																																																																																																																																																																																																																																																																																																												
1590CFLBK	1590WCFLBK	Black		120	94	53				1590TFL	1590WTF	Natural	in. mm	4.74	3.13	2.17	1590MS100 1590MS50BK	1590WMS100 1590WMS100BK	1590TGASKET	1590TFLBK	1590WTF	Black	120	80	55	1590N1FL	1590WN1FL	Natural	in. mm	4.77	2.6	1.39	1590MS100 1590MS50BK	1590WMS100 1590WMS100BK	1590NGASKET	1590N1FLBK	1590WN1FLBK	Black	121.1	66	35.3																																																																																																																																																																																																																																																																												
1590TFL	1590WTF	Natural	in. mm	4.74	3.13	2.17	1590MS100 1590MS50BK	1590WMS100 1590WMS100BK	1590TGASKET																																																																																																																																																																																																																																																																																																												
1590TFLBK	1590WTF	Black		120	80	55				1590N1FL	1590WN1FL	Natural	in. mm	4.77	2.6	1.39	1590MS100 1590MS50BK	1590WMS100 1590WMS100BK	1590NGASKET	1590N1FLBK	1590WN1FLBK	Black	121.1	66	35.3																																																																																																																																																																																																																																																																																												
1590N1FL	1590WN1FL	Natural	in. mm	4.77	2.6	1.39	1590MS100 1590MS50BK	1590WMS100 1590WMS100BK	1590NGASKET																																																																																																																																																																																																																																																																																																												
1590N1FLBK	1590WN1FLBK	Black		121.1	66	35.3																																																																																																																																																																																																																																																																																																															



www.hammondmfg.com

USA

(716) 630-7030

Canada

(519) 822-2960

Quebec

(450) 975-1884

Europe (UK)

01256 812812

Australia

+61-8-8240-2244

1590



Die-Cast Aluminum

Enclosures With Flanged Lid (continued)

Standard	Standard Water-Tight	Color	Units	Length	Width	Height (Less Lid)	Replacement Screw Pack	Replacement Water-Tight Screw Pack	Optional Replacement Gasket Kit																																																																																																																																																												
1590KKFL	1590WKKFL	Natural	in. mm	4.92	4.92	2.1	1590MS100 1590MS50BK	1590WMS100 1590WMS100BK	1590KGASKET																																																																																																																																																												
1590KKFLBK	1590WKKFLBK	Black		125	125	53				1590XXFL	1590WXXFL	Natural	in. mm	5.72	4.77	1.39	1590MS100 1590MS50BK	1590WMS100 1590WMS100BK	1590XGASKET	1590XXFLBK	1590WXXFLBK	Black	145	121	35	1590XFL	1590WXFL	Natural	in. mm	5.72	4.77	2.06	1590MS100 1590MS50BK	1590WMS100 1590WMS100BK	1590XGASKET	1590XFLBK	1590WXFLBK	Black	145	121	52	1590P1FL	1590WP1FL	Natural	in. mm	6.01	3.24	1.81	1590MS100 1590MS50BK	1590WMS100 1590WMS100BK	1590PGASKET	1590P1FLBK	1590WP1FLBK	Black	153	82	46	1590DDFL	1590WDDFL	Natural	in. mm	7.38	4.7	1.3	1590MS100 1590MS50BK	1590WMS100 1590WMS100BK	1590EGASKET	1590DDFLBK	1590WDDFLBK	Black	188	119.5	33	1590DFL	1590WDFL	Natural	in. mm	7.38	4.7	2.05	1590MS100 1590MS50BK	1590WMS100 1590WMS100BK	1590EGASKET	1590DFLBK	1590WDFLBK	Black	188	120	52	1590EFL	1590WEFL	Natural	in. mm	7.38	4.7	3.07	1590MS100 1590MS50BK	1590WMS100 1590WMS100BK	1590EGASKET	1590EFLBK	1590WEFLBK	Black	188	120	78	1590FFL	1590WFFL	Natural	in. mm	7.38	7.38	2.48	1590MS100 1590MS50BK	1590WMS100 1590WMS100BK	1590FGASKET	1590FFLBK	1590WFFLBK	Black	188	188	63	1590R1FL	1590WR1FL	Natural	in. mm	7.55	4.38	2.24	1590MS100 1590MS50BK	1590WMS100 1590WMS100BK	1590RGASKET	1590R1FLBK	1590WR1FLBK	Black	192	111	57	1590BX2FL	1590WBX2FL	Natural	in. mm	10	2.8	1.4	1590MS100 1590MS50BK	1590WMS100 1590WMS100BK	1590BXGASKET	1590BX2FLBK	1590WBX2FLBK	Black	254	70	35	1590BXFL	1590WBXFL	Natural	in. mm	10	2.8	2	1590MS100 1590MS50BK	1590WMS100 1590WMS100BK	1590BXGASKET	1590BXFLBK	1590WBXFLBK
1590XXFL	1590WXXFL	Natural	in. mm	5.72	4.77	1.39	1590MS100 1590MS50BK	1590WMS100 1590WMS100BK	1590XGASKET																																																																																																																																																												
1590XXFLBK	1590WXXFLBK	Black		145	121	35				1590XFL	1590WXFL	Natural	in. mm	5.72	4.77	2.06	1590MS100 1590MS50BK	1590WMS100 1590WMS100BK	1590XGASKET	1590XFLBK	1590WXFLBK	Black	145	121	52	1590P1FL	1590WP1FL	Natural	in. mm	6.01	3.24	1.81	1590MS100 1590MS50BK	1590WMS100 1590WMS100BK	1590PGASKET	1590P1FLBK	1590WP1FLBK	Black	153	82	46	1590DDFL	1590WDDFL	Natural	in. mm	7.38	4.7	1.3	1590MS100 1590MS50BK	1590WMS100 1590WMS100BK	1590EGASKET	1590DDFLBK	1590WDDFLBK	Black	188	119.5	33	1590DFL	1590WDFL	Natural	in. mm	7.38	4.7	2.05	1590MS100 1590MS50BK	1590WMS100 1590WMS100BK	1590EGASKET	1590DFLBK	1590WDFLBK	Black	188	120	52	1590EFL	1590WEFL	Natural	in. mm	7.38	4.7	3.07	1590MS100 1590MS50BK	1590WMS100 1590WMS100BK	1590EGASKET	1590EFLBK	1590WEFLBK	Black	188	120	78	1590FFL	1590WFFL	Natural	in. mm	7.38	7.38	2.48	1590MS100 1590MS50BK	1590WMS100 1590WMS100BK	1590FGASKET	1590FFLBK	1590WFFLBK	Black	188	188	63	1590R1FL	1590WR1FL	Natural	in. mm	7.55	4.38	2.24	1590MS100 1590MS50BK	1590WMS100 1590WMS100BK	1590RGASKET	1590R1FLBK	1590WR1FLBK	Black	192	111	57	1590BX2FL	1590WBX2FL	Natural	in. mm	10	2.8	1.4	1590MS100 1590MS50BK	1590WMS100 1590WMS100BK	1590BXGASKET	1590BX2FLBK	1590WBX2FLBK	Black	254	70	35	1590BXFL	1590WBXFL	Natural	in. mm	10	2.8	2	1590MS100 1590MS50BK	1590WMS100 1590WMS100BK	1590BXGASKET	1590BXFLBK	1590WBXFLBK	Black	254	70	51												
1590XFL	1590WXFL	Natural	in. mm	5.72	4.77	2.06	1590MS100 1590MS50BK	1590WMS100 1590WMS100BK	1590XGASKET																																																																																																																																																												
1590XFLBK	1590WXFLBK	Black		145	121	52				1590P1FL	1590WP1FL	Natural	in. mm	6.01	3.24	1.81	1590MS100 1590MS50BK	1590WMS100 1590WMS100BK	1590PGASKET	1590P1FLBK	1590WP1FLBK	Black	153	82	46	1590DDFL	1590WDDFL	Natural	in. mm	7.38	4.7	1.3	1590MS100 1590MS50BK	1590WMS100 1590WMS100BK	1590EGASKET	1590DDFLBK	1590WDDFLBK	Black	188	119.5	33	1590DFL	1590WDFL	Natural	in. mm	7.38	4.7	2.05	1590MS100 1590MS50BK	1590WMS100 1590WMS100BK	1590EGASKET	1590DFLBK	1590WDFLBK	Black	188	120	52	1590EFL	1590WEFL	Natural	in. mm	7.38	4.7	3.07	1590MS100 1590MS50BK	1590WMS100 1590WMS100BK	1590EGASKET	1590EFLBK	1590WEFLBK	Black	188	120	78	1590FFL	1590WFFL	Natural	in. mm	7.38	7.38	2.48	1590MS100 1590MS50BK	1590WMS100 1590WMS100BK	1590FGASKET	1590FFLBK	1590WFFLBK	Black	188	188	63	1590R1FL	1590WR1FL	Natural	in. mm	7.55	4.38	2.24	1590MS100 1590MS50BK	1590WMS100 1590WMS100BK	1590RGASKET	1590R1FLBK	1590WR1FLBK	Black	192	111	57	1590BX2FL	1590WBX2FL	Natural	in. mm	10	2.8	1.4	1590MS100 1590MS50BK	1590WMS100 1590WMS100BK	1590BXGASKET	1590BX2FLBK	1590WBX2FLBK	Black	254	70	35	1590BXFL	1590WBXFL	Natural	in. mm	10	2.8	2	1590MS100 1590MS50BK	1590WMS100 1590WMS100BK	1590BXGASKET	1590BXFLBK	1590WBXFLBK	Black	254	70	51																												
1590P1FL	1590WP1FL	Natural	in. mm	6.01	3.24	1.81	1590MS100 1590MS50BK	1590WMS100 1590WMS100BK	1590PGASKET																																																																																																																																																												
1590P1FLBK	1590WP1FLBK	Black		153	82	46				1590DDFL	1590WDDFL	Natural	in. mm	7.38	4.7	1.3	1590MS100 1590MS50BK	1590WMS100 1590WMS100BK	1590EGASKET	1590DDFLBK	1590WDDFLBK	Black	188	119.5	33	1590DFL	1590WDFL	Natural	in. mm	7.38	4.7	2.05	1590MS100 1590MS50BK	1590WMS100 1590WMS100BK	1590EGASKET	1590DFLBK	1590WDFLBK	Black	188	120	52	1590EFL	1590WEFL	Natural	in. mm	7.38	4.7	3.07	1590MS100 1590MS50BK	1590WMS100 1590WMS100BK	1590EGASKET	1590EFLBK	1590WEFLBK	Black	188	120	78	1590FFL	1590WFFL	Natural	in. mm	7.38	7.38	2.48	1590MS100 1590MS50BK	1590WMS100 1590WMS100BK	1590FGASKET	1590FFLBK	1590WFFLBK	Black	188	188	63	1590R1FL	1590WR1FL	Natural	in. mm	7.55	4.38	2.24	1590MS100 1590MS50BK	1590WMS100 1590WMS100BK	1590RGASKET	1590R1FLBK	1590WR1FLBK	Black	192	111	57	1590BX2FL	1590WBX2FL	Natural	in. mm	10	2.8	1.4	1590MS100 1590MS50BK	1590WMS100 1590WMS100BK	1590BXGASKET	1590BX2FLBK	1590WBX2FLBK	Black	254	70	35	1590BXFL	1590WBXFL	Natural	in. mm	10	2.8	2	1590MS100 1590MS50BK	1590WMS100 1590WMS100BK	1590BXGASKET	1590BXFLBK	1590WBXFLBK	Black	254	70	51																																												
1590DDFL	1590WDDFL	Natural	in. mm	7.38	4.7	1.3	1590MS100 1590MS50BK	1590WMS100 1590WMS100BK	1590EGASKET																																																																																																																																																												
1590DDFLBK	1590WDDFLBK	Black		188	119.5	33				1590DFL	1590WDFL	Natural	in. mm	7.38	4.7	2.05	1590MS100 1590MS50BK	1590WMS100 1590WMS100BK	1590EGASKET	1590DFLBK	1590WDFLBK	Black	188	120	52	1590EFL	1590WEFL	Natural	in. mm	7.38	4.7	3.07	1590MS100 1590MS50BK	1590WMS100 1590WMS100BK	1590EGASKET	1590EFLBK	1590WEFLBK	Black	188	120	78	1590FFL	1590WFFL	Natural	in. mm	7.38	7.38	2.48	1590MS100 1590MS50BK	1590WMS100 1590WMS100BK	1590FGASKET	1590FFLBK	1590WFFLBK	Black	188	188	63	1590R1FL	1590WR1FL	Natural	in. mm	7.55	4.38	2.24	1590MS100 1590MS50BK	1590WMS100 1590WMS100BK	1590RGASKET	1590R1FLBK	1590WR1FLBK	Black	192	111	57	1590BX2FL	1590WBX2FL	Natural	in. mm	10	2.8	1.4	1590MS100 1590MS50BK	1590WMS100 1590WMS100BK	1590BXGASKET	1590BX2FLBK	1590WBX2FLBK	Black	254	70	35	1590BXFL	1590WBXFL	Natural	in. mm	10	2.8	2	1590MS100 1590MS50BK	1590WMS100 1590WMS100BK	1590BXGASKET	1590BXFLBK	1590WBXFLBK	Black	254	70	51																																																												
1590DFL	1590WDFL	Natural	in. mm	7.38	4.7	2.05	1590MS100 1590MS50BK	1590WMS100 1590WMS100BK	1590EGASKET																																																																																																																																																												
1590DFLBK	1590WDFLBK	Black		188	120	52				1590EFL	1590WEFL	Natural	in. mm	7.38	4.7	3.07	1590MS100 1590MS50BK	1590WMS100 1590WMS100BK	1590EGASKET	1590EFLBK	1590WEFLBK	Black	188	120	78	1590FFL	1590WFFL	Natural	in. mm	7.38	7.38	2.48	1590MS100 1590MS50BK	1590WMS100 1590WMS100BK	1590FGASKET	1590FFLBK	1590WFFLBK	Black	188	188	63	1590R1FL	1590WR1FL	Natural	in. mm	7.55	4.38	2.24	1590MS100 1590MS50BK	1590WMS100 1590WMS100BK	1590RGASKET	1590R1FLBK	1590WR1FLBK	Black	192	111	57	1590BX2FL	1590WBX2FL	Natural	in. mm	10	2.8	1.4	1590MS100 1590MS50BK	1590WMS100 1590WMS100BK	1590BXGASKET	1590BX2FLBK	1590WBX2FLBK	Black	254	70	35	1590BXFL	1590WBXFL	Natural	in. mm	10	2.8	2	1590MS100 1590MS50BK	1590WMS100 1590WMS100BK	1590BXGASKET	1590BXFLBK	1590WBXFLBK	Black	254	70	51																																																																												
1590EFL	1590WEFL	Natural	in. mm	7.38	4.7	3.07	1590MS100 1590MS50BK	1590WMS100 1590WMS100BK	1590EGASKET																																																																																																																																																												
1590EFLBK	1590WEFLBK	Black		188	120	78				1590FFL	1590WFFL	Natural	in. mm	7.38	7.38	2.48	1590MS100 1590MS50BK	1590WMS100 1590WMS100BK	1590FGASKET	1590FFLBK	1590WFFLBK	Black	188	188	63	1590R1FL	1590WR1FL	Natural	in. mm	7.55	4.38	2.24	1590MS100 1590MS50BK	1590WMS100 1590WMS100BK	1590RGASKET	1590R1FLBK	1590WR1FLBK	Black	192	111	57	1590BX2FL	1590WBX2FL	Natural	in. mm	10	2.8	1.4	1590MS100 1590MS50BK	1590WMS100 1590WMS100BK	1590BXGASKET	1590BX2FLBK	1590WBX2FLBK	Black	254	70	35	1590BXFL	1590WBXFL	Natural	in. mm	10	2.8	2	1590MS100 1590MS50BK	1590WMS100 1590WMS100BK	1590BXGASKET	1590BXFLBK	1590WBXFLBK	Black	254	70	51																																																																																												
1590FFL	1590WFFL	Natural	in. mm	7.38	7.38	2.48	1590MS100 1590MS50BK	1590WMS100 1590WMS100BK	1590FGASKET																																																																																																																																																												
1590FFLBK	1590WFFLBK	Black		188	188	63				1590R1FL	1590WR1FL	Natural	in. mm	7.55	4.38	2.24	1590MS100 1590MS50BK	1590WMS100 1590WMS100BK	1590RGASKET	1590R1FLBK	1590WR1FLBK	Black	192	111	57	1590BX2FL	1590WBX2FL	Natural	in. mm	10	2.8	1.4	1590MS100 1590MS50BK	1590WMS100 1590WMS100BK	1590BXGASKET	1590BX2FLBK	1590WBX2FLBK	Black	254	70	35	1590BXFL	1590WBXFL	Natural	in. mm	10	2.8	2	1590MS100 1590MS50BK	1590WMS100 1590WMS100BK	1590BXGASKET	1590BXFLBK	1590WBXFLBK	Black	254	70	51																																																																																																												
1590R1FL	1590WR1FL	Natural	in. mm	7.55	4.38	2.24	1590MS100 1590MS50BK	1590WMS100 1590WMS100BK	1590RGASKET																																																																																																																																																												
1590R1FLBK	1590WR1FLBK	Black		192	111	57				1590BX2FL	1590WBX2FL	Natural	in. mm	10	2.8	1.4	1590MS100 1590MS50BK	1590WMS100 1590WMS100BK	1590BXGASKET	1590BX2FLBK	1590WBX2FLBK	Black	254	70	35	1590BXFL	1590WBXFL	Natural	in. mm	10	2.8	2	1590MS100 1590MS50BK	1590WMS100 1590WMS100BK	1590BXGASKET	1590BXFLBK	1590WBXFLBK	Black	254	70	51																																																																																																																												
1590BX2FL	1590WBX2FL	Natural	in. mm	10	2.8	1.4	1590MS100 1590MS50BK	1590WMS100 1590WMS100BK	1590BXGASKET																																																																																																																																																												
1590BX2FLBK	1590WBX2FLBK	Black		254	70	35				1590BXFL	1590WBXFL	Natural	in. mm	10	2.8	2	1590MS100 1590MS50BK	1590WMS100 1590WMS100BK	1590BXGASKET	1590BXFLBK	1590WBXFLBK	Black	254	70	51																																																																																																																																												
1590BXFL	1590WBXFL	Natural	in. mm	10	2.8	2	1590MS100 1590MS50BK	1590WMS100 1590WMS100BK	1590BXGASKET																																																																																																																																																												
1590BXFLBK	1590WBXFLBK	Black		254	70	51																																																																																																																																																															



1590



Die-Cast Aluminum

Enclosures With Welded Bottom Flange

Standard	Standard Water-Tight	Color	Units	Length	Width	Height (Less Lid)	Replacement Screw Pack	Replacement Water-Tight Screw Pack	Optional Replacement Gasket Kit
1590LLBF	1590WLLBF	Natural	in. mm	1.97	1.97	0.83	1590MS100 1590MS50BK	1590WMS100 1590WMS100BK	1590LLBGASKET
1590LLBFBK	1590WLLBFBK	Black		50	50	21			
1590LBF	1590WLBF	Natural	in. mm	1.99	1.99	1.06	1590MS100 1590MS50BK	1590WMS100 1590WMS100BK	1590LBGASKET
1590LBFBK	1590WLBFBK	Black		51	51	27			
1590HF	1590WHF	Natural	in. mm	2.07	1.5	1.06	1590MS100 1590MS50BK	1590WMS100 1590WMS100BK	1590HGASKET
1590HFBK	1590WHFBK	Black		52.5	38	27			
1590YF	1590WYF	Natural	in. mm	3.62	3.62	1.5	1590MS100 1590MS50BK	1590WMS100 1590WMS100BK	1590YGASKET
1590YFBK	1590WYFBK	Black		92	92	38			
1590AF	1590WAF	Natural	in. mm	3.64	1.52	1.06	1590MS100 1590MS50BK	1590WMS100 1590WMS100BK	1590AGASKET
1590AFBK	1590WAFBK	Black		93	39	27			
1590GF	1590WGF	Natural	in. mm	3.94	1.97	0.83	1590MS100 1590MS50BK	1590WMS100 1590WMS100BK	1590GGASKET
1590GFBK	1590WGFBK	Black		100	50	21			
1590G2F	1590WG2F	Natural	in. mm	3.94	1.97	1.06	1590MS100 1590MS50BK	1590WMS100 1590WMS100BK	1590GGASKET
1590G2FBK	1590WG2FBK	Black		100	50	27			
1590SF	1590WSF	Natural	in. mm	4.35	3.21	1.57	1590MS100 1590MS50BK	1590WMS100 1590WMS100BK	1590SGASKET
1590SFBK	1590WSFBK	Black		111	82	40			
1590BF	1590WBF	Natural	in. mm	4.4	2.38	1.06	1590MS100 1590MS50BK	1590WMS100 1590WMS100BK	1590BGASKET
1590BFBK	1590WBFBK	Black		112	60	27			
1590B2F	1590WB2F	Natural	in. mm	4.4	2.38	1.06	1590MS100 1590MS50BK	1590WMS100 1590WMS100BK	1590BGASKET
1590B2FBK	1590WB2FBK	Black		112	60	27			
1590BSF	1590WBSF	Natural	in. mm	4.4	2.38	1.5	1590MS100 1590MS50BK	1590WMS100 1590WMS100BK	1590BGASKET
1590BSFBK	1590WBSFBK	Black		112	60	38			
1590B3F	1590WB3F	Natural	in. mm	4.57	3.03	1.32	1590MS100 1590MS50BK	1590WMS100 1590WMS100BK	1590B3GASKET
1590B3FBK	1590WB3FBK	Black		116	77	33.5			
1590BBF	1590WBBF	Natural	in. mm	4.67	3.68	1.18	1590MS100 1590MS50BK	1590WMS100 1590WMS100BK	1590BBGASKET
1590BBFBK	1590WBFBK	Black		119	94	30			
1590BB2F	1590WBB2F	Natural	in. mm	4.70	3.70	1.33	1590MS100 1590MS50BK	1590WMS100 1590WMS100BK	1590BBGASKET
1590BB2FBK	1590WB2FBK	Black		120	94	34			
1590BBSF	1590WBBSF	Natural	in. mm	4.7	3.7	1.5	1590MS100 1590MS50BK	1590WMS100 1590WMS100BK	1590BBGASKET
1590BBSFBK	1590WBBSFBK	Black		120	94	38			
1590QF	1590WQF	Natural	in. mm	4.7	4.7	1.1	1590MS100 1590MS50BK	1590WMS100 1590WMS100BK	1590QGASKET
1590QFBK	1590WQFBK	Black		120	120	28			
1590UF	1590WUF	Natural	in. mm	4.7	4.7	2.17	1590MS100 1590MS50BK	1590WMS100 1590WMS100BK	1590QGASKET
1590UFBK	1590WUFBK	Black		120	120	55			
1590VF	1590WVF	Natural	in. mm	4.7	4.7	3.54	1590MS100 1590MS50BK	1590WMS100 1590WMS100BK	1590QGASKET
1590VFBK	1590WVFBK	Black		120	120	90			
1590CF	1590WCF	Natural	in. mm	4.72	3.7	2.1	1590MS100 1590MS50BK	1590WMS100 1590WMS100BK	1590BBGASKET
1590CFBK	1590WCFBK	Black		120	94	53			



www.hammondmfg.com

USA

(716) 630-7030

Canada

(519) 822-2960

Quebec

(450) 975-1884

Europe (UK)

01256 812812

Australia

+61-8-8240-2244



Enclosures With Welded Bottom Flange (continued)

Standard	Standard Water-Tight	Color	Units	Length	Width	Height (Less Lid)	Replacement Screw Pack	Replacement Water-Tight Screw Pack	Optional Replacement Gasket Kit
1590TF	1590WTF	Natural	in. mm	4.74	3.13	2.17	1590MS100 1590MS50BK	1590WMS100 1590WMS100BK	1590TGASKET
1590TFBK	1590WTFBK	Black		120	80	55			
1590N1F	1590WN1F	Natural	in. mm	4.77	2.6	1.39	1590MS100 1590MS50BK	1590WMS100 1590WMS100BK	1590NGASKET
1590N1FBK	1590WN1FBK	Black		121.1	66	35.3			
1590KKF	1590WKKF	Natural	in. mm	4.92	4.92	2.1	1590MS100 1590MS50BK	1590WMS100 1590WMS100BK	1590KGASKET
1590KKFBK	1590WKKFBK	Black		125	125	53			
1590KF	1590WKF	Natural	in. mm	4.92	4.92	2.95	1590MS100 1590MS50BK	1590WMS100 1590WMS100BK	1590KGASKET
1590KFBK	1590WKFBK	Black		125	125	75			
1590JF	1590WJF	Natural	in. mm	5.71	3.74	1.77	1590MS100 1590MS50BK	1590WMS100 1590WMS100BK	1590JGASKET
1590JFBK	1590WJFBK	Black		145	95	45			
1590P1F	1590WP1F	Natural	in. mm	6.01	3.24	1.81	1590MS100 1590MS50BK	1590WMS100 1590WMS100BK	1590PGASKET
1590P1FBK	1590WP1FBK	Black		153	82	46			
1590DDF	1590WDDF	Natural	in. mm	7.38	4.7	1.3	1590MS100 1590MS50BK	1590WMS100 1590WMS100BK	1590EGASKET
1590DDFBK	1590WDDFBK	Black		188	119.5	33			
1590DF	1590WDF	Natural	in. mm	7.38	4.7	2.05	1590MS100 1590MS50BK	1590WMS100 1590WMS100BK	1590EGASKET
1590DFBK	1590WDFBK	Black		188	120	52			
1590EF	1590WEF	Natural	in. mm	7.38	4.7	3.07	1590MS100 1590MS50BK	1590WMS100 1590WMS100BK	1590EGASKET
1590EFBK	1590WEFBK	Black		188	120	78			
1590FF	1590WFF	Natural	in. mm	7.38	7.38	2.48	1590MS100 1590MS50BK	1590WMS100 1590WMS100BK	1590FGASKET
1590FFBK	1590WFFBK	Black		188	188	63			
1590R1F	1590WR1F	Natural	in. mm	7.55	4.38	2.24	1590MS100 1590MS50BK	1590WMS100 1590WMS100BK	1590RGASKET
1590R1FBK	1590WR1FBK	Black		192	111	57			
1590BX2F	1590WBX2F	Natural	in. mm	10	2.8	1.4	1590MS100 1590MS50BK	1590WMS100 1590WMS100BK	1590BXGASKET
1590BX2FBK	1590WBX2FBK	Black		254	70	35			
1590BXF	1590WBXF	Natural	in. mm	10	2.8	2	1590MS100 1590MS50BK	1590WMS100 1590WMS100BK	1590BXGASKET
1590BXFBK	1590WBXFBK	Black		254	70	51			

1590



Trapezoid & Octagon Die-Cast



Key Features:

- Rugged, diecast aluminum alloy (tough - yet easy to machine), electronic instrument enclosure.
- Lap joint construction provides protection against access of dust and splashing water. Also provides for improved EMI/RFI shielding.
- Unpainted version is vibra finished for a smooth surface with no sharp edges.
- Our most popular application is "stomp box" usage - also available from stock - see "Die-Cast Aluminum Stomp Boxes" on page 92
- Four 6-32 x 1/2" machine screws secure lid - into factory tapped holes.
- Designed to meet IP54.
- Low side wall draft angle (2 degrees or less) for easy P.C. board mounting.
- Replacement screws for natural finish series, machine type, nickel plated, 6-32 x 1/2" - 1590MS100 - Package of 100
- Replacement screws for black series, 6-32 x 1/2" - 1590MS50BK - Package of 50



www.hammondmfg.com

USA

(716) 630-7030

Canada

(519) 822-2960

Quebec

(450) 975-1884

Europe (UK)

01256 812812

Australia

+61-8-8240-2244

1590



Trapezoid & Octagon Die-Cast



Part Number	Color	Shape	Units	Length	Width (Small End)	Width (Large End)	Depth (less lid)
1590TRPB	Natural	Narrow Trapezoid	Inches	4.41	2.42	3.11	1.38
1590TRPBBK	Black		mm	112	61.5	79	35.2
1590TRPC	Natural	Wide Trapezoid	Inches	3.74	4.79	5.95	1.38
1590TRPCBK	Black		mm	95	121.8	151	35.2
1590STPC	Natural	Octagon	Inches	5.23	5.23		1.38
1590STPCBK	Black		mm	132.8	132.8		35.2





Key Features:

- Rugged, diecast aluminum alloy (tough - yet easy to machine), electronic instrument enclosure.
- Factory powder coated to save stomp box manufacturers and experimenters time & money.
- Coated with a smooth gloss polyester powder coat for a lasting finish, even after machining.
- Smooth finish allows for easy adhesion of labels and/or silk screens.
- Colors are matched to standard RAL colors (see table below).
- Lap joint construction provides protection against access of dust and splashing water. Also provides for improved EMI/RFI shielding.
- Unfinished & textured black version is also available & in many other sizes and styles - See "Die-Cast Aluminum" on page 80 and "Trapezoid & Octagon Die-Cast" on page 90
- Designed to meet IP54 (see gasket kit accessory below to meet IP66).
- Low side wall draft angle (2 degrees or less) for easy P.C. board mounting.
- Replacement screws - nickel plated, 6-32 x 1/2" - 1590MS100 - Package of 100.
- For an even funkier look - order our black replacement screws, 6-32 x 1/2" - 1590MS50BK - Package of 50

Accessories

Optional Gaskets (pairs)



Assembly Screws



Replacements

1590MS100 (100-pack plated)

Optional Water-Tight w/ O-Ring
1590WMS100 (100-pack plated)





Rectangle Enclosures

Note: These size enclosures are also available with black or natural finish. See series "1590" on page 80.

Part Number	Color	RAL Number	Units	Length	Width	Enclosure Depth (Less Lid)	Optional Gasket
1590G2CB	Cobalt Blue	RAL 5013	Inches mm	3.94 100	1.97 50	1.06 27	1590GGASKET
1590G2GR	Green	RAL 6024					
1590G2LG	Light Gray	RAL 7035					
1590G2OR	Orange	RAL 2009					
1590G2PR	Purple	RAL 4008					
1590G2RD	Red	RAL 3011					
1590G2YL	Yellow	RAL 1021					
1590BCB	Cobalt Blue	RAL 5013	Inches mm	4.4 112	2.38 60	1.06 27	1590BGASKET
1590BGR	Green	RAL 6024					
1590BLG	Light Gray	RAL 7035					
1590BOR	Orange	RAL 2009					
1590BPR	Purple	RAL 4008					
1590BRD	Red	RAL 3011					
1590BYL	Yellow	RAL 1021					
1590B2CB	Cobalt Blue	RAL 5013	Inches mm	4.4 112	2.38 60	1.32 33.5	1590BGASKET
1590B2GR	Green	RAL 6024					
1590B2LG	Light Gray	RAL 7035					
1590B2OR	Orange	RAL 2009					
1590B2PR	Purple	RAL 4008					
1590B2RD	Red	RAL 3011					
1590B2YL	Yellow	RAL 1021					
1590BSCB	Cobalt Blue	RAL 5013	Inches mm	4.4 112	2.38 60	1.5 38	1590BGASKET
1590BSGR	Green	RAL 6024					
1590BSLG	Light Gray	RAL 7035					
1590BSOR	Orange	RAL 2009					
1590BSPR	Purple	RAL 4008					
1590BSRD	Red	RAL 3011					
1590BSYL	Yellow	RAL 1021					
1590B3CB	Cobalt Blue	RAL 5013	Inches mm	4.57 116	3.03 77	1.32 33.5	1590B3GASKET
1590B3GR	Green	RAL 6024					
1590B3LG	Light Gray	RAL 7035					
1590B3OR	Orange	RAL 2009					
1590B3PR	Purple	RAL 4008					
1590B3RD	Red	RAL 3011					
1590B3YL	Yellow	RAL 1021					





Rectangle Enclosures (continued)

Note: These size enclosures are also available with black or natural finish. See series "1590" on page 80.

Part Number	Color	RAL Number	Units	Length	Width	Enclosure Depth (Less Lid)	Optional Gasket
1590BBCB	Cobalt Blue	RAL 5013	Inches mm	4.67 119	3.68 94	1.18 30	1590BBGASKET
1590BBGR	Green	RAL 6024					
1590BBLG	Light Gray	RAL 7035					
1590BBOR	Orange	RAL 2009					
1590BBPR	Purple	RAL 4008					
1590BBRD	Red	RAL 3011					
1590BBYL	Yellow	RAL 1021					
1590BB2CB	Cobalt Blue	RAL 5013	Inches mm	4.70 119	3.7 94	1.33 34	1590BBGASKET
1590BB2GR	Green	RAL 6024					
1590BB2LG	Light Gray	RAL 7035					
1590BB2OR	Orange	RAL 2009					
1590BB2PR	Purple	RAL 4008					
1590BB2RD	Red	RAL 3011					
1590BB2YL	Yellow	RAL 1021					
1590BBSCB	Cobalt Blue	RAL 5013	Inches mm	4.7 120	3.7 94	1.5 38	1590BBGASKET
1590BBSGR	Green	RAL 6024					
1590BBSLG	Light Gray	RAL 7035					
1590BBSOR	Orange	RAL 2009					
1590BBSPR	Purple	RAL 4008					
1590BBSRD	Red	RAL 3011					
1590BBSYL	Yellow	RAL 1021					
1590XXCB	Cobalt Blue	RAL 5013	Inches mm	5.72 145	4.77 121	1.39 35	1590XGASKET
1590XXGR	Green	RAL 6024					
1590XXLG	Light Gray	RAL 7035					
1590XXOR	Orange	RAL 2009					
1590XXPR	Purple	RAL 4008					
1590XXRD	Red	RAL 3011					
1590XXYL	Yellow	RAL 1021					





Trapezoid & Octagon Enclosures

Note: These size enclosures are also available with black or natural finish. See series "1590" on page 80.


Part Number	Color	RAL Number	Shape	Units	Length	Width (Small End)	Width (Large End)	Depth (less lid)
1590TRPBCB	Cobalt Blue	RAL 5013	Narrow Trapezoid	Inches mm	4.41 112	2.42 61.5	3.11 79	1.38 35.2
1590TRPBGR	Green	RAL 6024						
1590TRPBLG	Light Gray	RAL 7035						
1590TRPBOR	Orange	RAL 2009						
1590TRPBPR	Purple	RAL 4008						
1590TRPBRD	Red	RAL 3011						
1590TRPBYL	Yellow	RAL 1021						
1590TRPCCB	Cobalt Blue	RAL 5013	Wide Trapezoid	Inches mm	3.74 95	4.79 121.8	5.95 151	1.38 35.2
1590TRPCGR	Green	RAL 6024						
1590TRPCLG	Light Gray	RAL 7035						
1590TRPCOR	Orange	RAL 2009						
1590TRPCPR	Purple	RAL 4008						
1590TRPCRD	Red	RAL 3011						
1590TRPCYL	Yellow	RAL 1021						
1590STPCCB	Cobalt Blue	RAL 5013	Octagon	Inches mm	5.23 132.8	5.23 132.8	1.38 35.2	
1590STPCGR	Green	RAL 6024						
1590STPCLG	Light Gray	RAL 7035						
1590STPCOR	Orange	RAL 2009						
1590STPCPR	Purple	RAL 4008						
1590STPCRD	Red	RAL 3011						
1590STPCYL	Yellow	RAL 1021						



1590K4



Die-Cast Zinc



Key Features:

- High impact strength, zinc diecast alloy (tough - yet easy to machine), electronic instrument enclosure.
- Zinc material also offers easy ability to plate the enclosure.
- Zinc material is soft & easy to machine & offers a heavier weight alternative (over double) to our 1590 diecast aluminum enclosures.
- Zinc diecast enclosures provide extra coolness to the touch and add perceived premium quality weight to your product.
- Lap joint construction provides protection against access of dust and splashing water. Also provides for improved EMI/RFI shielding.
- Enclosure is vibra finished for a smooth surface with no sharp edges.
- Designed to meet IP54.
- Low side wall draft angle (2 degrees or less) for easy P.C. board mounting.
- Four (or six in the 1590K432) M3.5 x 0.6 x 12 mm long stainless steel, Philips head, machine screws secure lid - into factory tapped holes.

Accessories

Replacement Screws



1550MS100 (100-pack)

Part Number	Color	Units	Length	Width	Enclosure Depth (Less Lid)
1590K430	Natural	Inches mm	4.39 112	2.43 62	1.07 27
1590K431	Natural	Inches mm	4.72 120	3.7 94	2.05 52
1590K432	Natural	Inches mm	7.4 188	4.72 120	2.05 52



www.hammondmfg.com

USA

(716) 630-7030

Canada

(519) 822-2960

Quebec

(450) 975-1884

Europe (UK)

01256 812812


Australia

+61-8-8240-2244

1550Z



Heavy Duty Die-Cast Aluminum



Key Features:

- Very economical - thick wall - diecast aluminum - watertight electronic instrument enclosure.
- Rugged, diecast aluminum alloy (tough - yet easy to machine),
- Two piece "tongue & groove" construction for protection against access of dust and water.
- Ideal for repetitive opening and closing.
- Easy to wall mount using "through box - blind hole" construction (on all sizes except: 1550Z102, 1550Z115 & 1550Z120). Access to blind holes is outside of gasket ring for superior protection (see photo features below).
- Unpainted version is vibra finished for a smooth surface with no sharp edges.
- Black version is coated with tough polyester powder for a lasting finish, even after machining. Finish is applied to the entire enclosure (inside & out).
- Lid secured with either two, four or six (count varies with size) stainless steel, Philips head, counter sunk, machine screws - into factory tapped holes.
- Lid screws are outside the gasket protection area to eliminate the need for "O" rings on the screws.
- On six sizes (the 1550Z107, 1550Z108, 1550Z116, 1550Z117, 1550Z137 & 1550Z139) lid screws are self capturing. The lid holes are slightly undersized & threaded with the first installation of the self tapping - lid screws (see photos)). Enclosure holes are pre-tapped.
- Designed to meet IP66 (NEMA 1, 4, 4X, 12 & 13 ratings). Gasket is pre-formed, one-piece silicone rubber and installs easily into lid groove.
- North American Mark of Safety - cUL & UL listed. Certified to NEMA 4X standards - File #E71073
- No internal ribs for easy installation of connectors without interference or additional milling.



Captive lid screws on some models

Internal mounting shelf with untapped hole



Assembly screws are positioned outside the gasket channel



www.hammondmfg.com

USA

(716) 630-7030

Canada

(519) 822-2960

Quebec

(450) 975-1884

Europe (UK)

01256 812812

Australia

+61-8-8240-2244

1550Z



Heavy Duty Die-Cast Aluminum



Part Number	Color	Units	Length	Width	Box Depth	Lid Depth	Replacement Gaskets (Pair)
1550Z101	Unpainted	Inches mm	1.98	1.78	0.95	0.24	1550Z101GASKET
1550Z101BK	Black		50.2	45.2	24.2	6.2	
1550Z104	Unpainted	Inches mm	2.54	2.3	1.19	0.21	1550Z104GASKET
1550Z104BK	Black		64.4	58.4	30.2	5.2	
1550Z102	Unpainted	Inches mm	3.55	1.43	0.99	0.21	1550Z102GASKET
1550Z102BK	Black		90.2	36.2	25.2	5.2	
1550Z103	Unpainted	Inches mm	3.87	2.54	0.99	0.36	1550Z103GASKET
1550Z103BK	Black		98.4	64.4	25.2	9.2	
1550Z106	Unpainted	Inches mm	4.54	2.58	0.99	0.21	1550Z106GASKET
1550Z106BK	Black		115.4	65.4	25.2	5.2	
1550Z111	Unpainted	Inches mm	4.54	2.58	1.97	0.21	1550Z106GASKET
1550Z111BK	Black		115.4	65.4	50.2	5.2	
1550Z113	Unpainted	Inches mm	4.54	3.56	1.98	0.21	1550Z113GASKET
1550Z113BK	Black		115.4	90.4	50.2	5.2	
1550Z137	Unpainted	Inches mm	4.76	4.76	3.19	0.81	1550Z137GASKET
1550Z137BK	Black		120.8	120.8	81.2	20.5	
1550Z107	Unpainted	Inches mm	4.94	3.17	0.99	0.61	1550Z107GASKET
1550Z107BK	Black		125.4	80.4	25.2	15.6	
1550Z108	Unpainted	Inches mm	4.94	3.17	1.7	0.61	1550Z107GASKET
1550Z108BK	Black		125.4	80.4	43.2	15.6	
1550Z115	Unpainted	Inches mm	5.84	4.27	2.57	0.4	1550Z115GASKET
1550Z115BK	Black		148.4	108.4	65.2	10.2	
1550Z109	Unpainted	Inches mm	5.91	2.53	1.03	0.4	1550Z109GASKET
1550Z109BK	Black		150.2	64.2	26.2	10.2	
1550Z139	Unpainted	Inches mm	6.28	6.28	3.21	0.81	1550Z139GASKET
1550Z139BK	Black		159.4	159.4	81.5	20.5	
1550Z116	Unpainted	Inches mm	6.32	3.95	1.58	0.79	1550Z116GASKET
1550Z116BK	Black		160.4	100.4	40.2	20	
1550Z117	Unpainted	Inches mm	6.32	3.95	2.41	0.79	1550Z116GASKET
1550Z117BK	Black		160.4	100.4	61.2	20	
1550Z120	Unpainted	Inches mm	6.74	4.77	1.78	0.4	1550Z120GASKET
1550Z120BK	Black		171.2	121.2	45.2	10.2	
1550Z124	Unpainted	Inches mm	8.76	5.77	1.97	0.2	1550Z124GASKET
1550Z124BK	Black		222.5	146.5	50	5	
1550Z220	Unpainted	Inches mm	8.76	5.77	1.97	1.28	1550Z220GASKET
1550Z220BK	Black		222.5	146.5	50	32.5	



1590Z



Heavy Duty Die-Cast Aluminum



Key Features:

- Rugged, diecast aluminum alloy (tough yet easy to machine), electronic instrument enclosure.
- Two piece "tongue & groove" construction with a one piece silicone rubber gasket provides protection against access of dust and water.
- Ideal for repetitive opening and closing.
- Four recessed stainless steel machine screws secure lid into tapped holes.
- Easy to wall mount using "through box - blind hole" construction, outside of gasket protection.
- Lid screws are self capturing (lid holes are threaded with the first installation of lid screws).
- Designed to meet IP66.
- North American Mark of Safety - cUL & UL listed. Certified to NEMA 4X standards (UL508) - File #E65324 (NOTE: Except for 1590Z140, 1590Z235 & 1590Z164)
- Painted versions are painted inside and out with a tough powder paint. Choice of satin black or smooth grey (RAL 7001).
- For non-metallic (glass reinforced polyester) versions of these enclosures, see "Glass Reinforced Polyester" on page 48



Accessories



Inner Panels



Gaskets



Panel Screws



www.hammondmfg.com

USA

(716) 630-7030

Canada

(519) 822-2960

Quebec

(450) 975-1884

Europe (UK)

01256 812812

Australia

+61-8-8240-2244

1590Z



Heavy Duty Die-Cast Aluminum



captive lid screws.



wall mounting holes outside gasket perimeter

Part Number	Color	Internal Mounting Shelf	cUL & UL Listed	Units	Length	Width	Enclosure Depth (Less Lid)	Lid Thickness	Inner Panel	Extra Panel Screws	Replacement Gasket
1590Z060	Natural	NO	Listed	Inches mm	1.98 50	1.77 45	0.95 24	0.24 6			1590Z060G
1590Z060BK	Black										
1590Z060GY	Grey										
1590Z061	Natural	NO	Listed	Inches mm	2.51 64	2.29 58	1.03 26	0.39 10		SCGM4	1590Z061G
1590Z061BK	Black										
1590Z061GY	Grey										
1590Z100	Natural	YES	Listed	Inches mm	2.94 76	3.14 80	1.57 40	0.47 12	1590Z100PL	SCGM4	1590Z100G
1590Z100BK	Black										
1590Z100GY	Grey										
1590Z110	Natural	NO	Listed	Inches mm	2.94 76	3.14 80	1.57 40	0.47 12		SCGM4	1590Z100G
1590Z110BK	Black										
1590Z110GY	Grey										
1590Z062	Natural	NO	Listed	Inches mm	3.86 98	2.52 64	1.03 26	0.39 10	1590Z100PL	SCGM4	1590Z062G
1590Z062BK	Black										
1590Z062GY	Grey										
1590Z119	Natural	YES	Listed	Inches mm	4.8 122	4.72 120	2.36 60	0.8 20	1590Z119PL	SCGM6	1590Z119G
1590Z119BK	Black										
1590Z119GY	Grey										
1590Z120	Natural	YES	Listed	Inches mm	4.9 125	3.15 80	1.75 45	0.61 15.5	1590Z120PL	SCGM4	1590Z120G
1590Z120BK	Black										
1590Z120GY	Grey										
1590Z063	Natural	NO	Listed	Inches mm	5.89 150	2.51 64	1.03 26	0.39 10		SCGM4	1590Z063G
1590Z063BK	Black										
1590Z063GY	Grey										
1590Z160	Natural	YES	Listed	Inches mm	6.3 160	6.3 160	2.76 70	0.79 20	1590Z160PL	SCGM6	1590Z160G
1590Z160BK	Black										
1590Z160GY	Grey										



1590Z



Heavy Duty Die-Cast Aluminum

Continued from previous page

Part Number	Color	Internal Mounting Shelf	cUL & UL Listed	Units	Length	Width	Enclosure Depth (Less Lid)	Lid Thickness	Inner Panel	Extra Panel Screws	Replacement Gasket
1590Z130	Natural	NO	Listed	Inches mm	6.91 176	3.15 80	1.65 42	0.45 12		SCGM4	1590Z130G
1590Z130BK	Black										
1590Z130GY	Grey										
1590Z135	Natural	NO	Listed	Inches mm	6.91 176	3.15 80	1.65 42	0.79 20		SCGM6	1590Z130G
1590Z135BK	Black										
1590Z135GY	Grey										
1590Z150	Natural	YES	Listed	Inches mm	8.7 221	4.74 121	2.39 60	0.79 20	1590Z150PL	SCGM6	1590Z150G
1590Z150BK	Black										
1590Z150GY	Grey										
1590Z155	Natural	YES	Listed	Inches mm	8.7 221	4.72 120	3.58 61	1.18 30	1590Z150PL	SCGM6	1590Z150G
1590Z155BK	Black										
1590Z155GY	Grey										
1590Z231	Natural	YES	Listed	Inches mm	9.05 230	7.88 200	3.63 92	0.8 20	1590Z231PL	SCGM6	1590Z231G
1590Z231BK	Black										
1590Z231GY	Grey										
1590Z140	Natural	YES	NOT Listed (Pending)	Inches mm	9.85 250	3.13 80	1.57 40	0.59 15	1590Z140PL	SCGM6	1590Z140G
1590Z140BK	Black										
1590Z140GY	Grey										
1590Z162	Natural	YES	Listed	Inches mm	10.24 260	6.25 159	2.75 70	0.79 20	1590Z162PL	SCGM6	1590Z162G
1590Z162BK	Black										
1590Z162GY	Grey										
1590Z235	Natural	YES	NOT Listed (Pending)	Inches mm	13.18 335	9.23 235	4.36 111	0.79 20	1590Z235PL	SCGM6	1590Z235G
1590Z235BK	Black										
1590Z235GY	Grey										
1590Z166	Natural	YES	Listed	Inches mm	14.17 360	6.3 160	2.76 70	0.79 20	1590Z166PL		1590Z166G
1590Z166BK	Black										
1590Z166GY	Grey										
1590Z164	Natural	YES	NOT Listed (Pending)	Inches mm	14.23 361	4.72 120	2.38 60	0.79 20	1590Z164PL	SCGM6	1590Z164G
1590Z164BK	Black										
1590Z164GY	Grey										



General Purpose Metal Enclosures

	RM Rugged Rack-Mount Desktop	103		1458 Steel Instrument	116
	RMC Rack-Mount/ Desktop	105		1456 Sloped Aluminum Consoles	117
	1402 Metal Instrument	107		1456CWW Sloped Aluminum Consoles	119
	1401 Instrument Enclosure	108		SCEM Sloped Aluminum Consoles	120
	1426 Metal Instrument	109		500, 515 & 519 Sloped Consoles	121
	1452 Instrument Enclosure	110		1411 & 1412 Utility Enclosures	122
	1453 Steel Instrument	111		1415 Steel Utility Cases	124
	1454 Instrument Enclosure	112		HWCHAS Walnut / Aluminum Chassis	125
	511-513 Steel Instrument	113		1441 Steel Chassis	126
	518 Module Instrument	114		1444 Aluminum Chassis	128
	516 Transformer Enclosure	115			



RM

Rugged Rack/ Desktop Chassis



Key Features

- Strong construction yet light weight using all aluminum components
- Suitable for desk top or rack mountable applications.
- Knockdown design ships un-assembled for easy handling and shipping protection.
- Strong construction using:
 - » extruded aluminum side panels 0.125" (3.2 mm) thick
 - » extruded aluminum front & rear panels 0.125" (3.2mm) thick
 - » flat aluminum top and bottom panels 0.064" (1.6 mm) thick
- Can be used with or without rack mounting brackets (one pair included)
- Front & rear panel are interchangeable.
- Enclosure is finished in rugged, textured, black powder coat.
- Includes top, bottom, sides, self adhesive rubber feet, rack mount brackets and all assembly hardware
- Pull handles & adjustable rear bracket rack mount kit (for deeper models) are not included with unit (see tables & accessories below).
- RoHS Compliant.
- Manufactured in North America.

Accessories



Pull Handles



Tilt Bails




Rear Mounting Brackets



Replacement Hardware & Panels

Critical Data, No Questions

PDF Data Sheets, 2D AutoCAD, and 3D Models are available for download immediately from our web site.



RM

Rugged Rack/ Desktop Chassis

Enclosures

Part Number W/ Solid Top & Bottom	Part Number W/ Vented Top & Bottom	Units	Height	Width	Depth	Rack Units	Includes 19" Mounting Flanges	Optional Pull Handle	Rear Mounting Bracket Kit	Optional Tilt Bail
RM1U0804SBK	RM1U0804VBK	inches mm	1.75 44	8.30 211	4.25 108	1U	No	1427B2BK		1427BAILKIT3
RM1U0808SBK	RM1U0808VBK	inches mm	1.75 44	8.30 211	8.00 203		No	1427B2BK		1427BAILKIT3
RM1U1908SBK	RM1U1908VBK	inches mm	1.75 44	16.60 422	8.00 203		Yes	1427B2BK		1427BAILKIT2
RM1U1913SBK	RM1U1913VBK	inches mm	1.75 44	16.60 422	13.00 330		Yes	1427B2BK		1427BAILKIT2
RM1U1918SBK	RM1U1918VBK	inches mm	1.75 44	16.60 422	18.00 457		Yes	1427B2BK	RM1U18BRKT	1427BAILKIT2
RM2U0804SBK	RM2U0804VBK	inches mm	3.50 89	8.30 211	4.25 108	2U	No	1427B2BK		1427BAILKIT3
RM2U0808SBK	RM2U0808VBK	inches mm	3.50 89	8.30 211	8.00 203		No	1427E1BK		1427BAILKIT3
RM2U1908SBK	RM2U1908VBK	inches mm	3.50 89	16.60 422	8.00 203		Yes	1427E1BK		1427BAILKIT2
RM2U1913SBK	RM2U1913VBK	inches mm	3.50 89	16.60 422	13.00 330		Yes	1427E1BK		1427BAILKIT2
RM2U1918SBK	RM2U1918VBK	inches mm	3.50 89	16.60 422	18.00 457		Yes	1427E1BK	RM2U18BRKT	1427BAILKIT2
RM3U0804SBK	RM3U0804VBK	inches mm	5.25 133	8.30 211	4.25 108	3U	No	1427E1BK		1427BAILKIT3
RM3U0808SBK	RM3U0808VBK	inches mm	5.25 133	8.30 211	8.00 203		No	1427E1BK		1427BAILKIT3
RM3U1908SBK	RM3U1908VBK	inches mm	5.25 133	16.60 422	8.00 203		Yes	1427P1BK		1427BAILKIT2
RM3U1913SBK	RM3U1913VBK	inches mm	5.25 133	16.60 422	13.00 330		Yes	1427P1BK		1427BAILKIT2
RM3U1918SBK	RM3U1918VBK	inches mm	5.25 133	16.60 422	18.00 457		Yes	1427P1BK	RM3U18BRKT	1427BAILKIT2

Replacement Front / Rear Panels

Part Number	Height	Width	Rack Units
RM1U08BKFP	1.75	8.30 211	1U
RM2U08BKFP	3.50	8.30 211	2U
RM3U08BKFP	5.25	8.30 211	3U
RM1U19BKFP	1.75	16.60 422	1U
RM2U19BKFP	3.50	16.60 422	2U
RM3U19BKFP	5.25	16.60 422	3U

Replacement Top / Bottom Panels

Solid Panel	Vented Panel	Enclosure Width	Enclosure Depth
RM0804BKSP	RM0804BKVP	8.30 211	4.25 108
RM0808BKSP	RM0808BKVP	8.30 211	8.00 203
RM1908BKSP	RM1908BKVP	16.60 422	8.00 203
RM1913BKSP	RM1913BKVP	16.60 422	13.00 330
RM1918BKSP	RM1918BKVP	16.60 422	18.00 457

Replacement Hardware (100-packs)

Part Number	Description	Used For
RM632SC100BK	6-32 x 3/8" tapitite screws	Side panel
RM440SN100BK	4-40 speed nuts	Top & bottom
RM440MS100BK	4-40 machine screws	Top & bottom
RM1032MS100BK	10-32 machine screws	Rack mounting bracket

Replacement Mounting Flanges (Pairs)

Part Number	Rack Units
RM1UMTGFL	1U
RM2UMTGFL	2U
RM3UMTGFL	3U



www.hammondmfg.com

USA

(716) 630-7030

Canada

(519) 822-2960

Quebec

(450) 975-1884

Europe (UK)

01256 812812

Australia

+61-8-8240-2244

104

RMC

Economy Rack/ Desktop Chassis



Rack mount or desktop use.




Features

- Uses all machine screw & PEM nut construction, perfect for applications where repetitive assembly and disassembly are required.
- Light weight design - all aluminum, type 5050 H32 for easy modification. Example: the 19" rack mountable enclosure (RMCS190313BK1) shown in the left photo above - weighs only 5 pounds (2.3 Kg).
- Strong design construction using:
 - 0.125" (3.2 mm) thick - side panels & rack mount brackets
 - 0.064" (1.6 mm) thick - front & rear panels
 - 0.062" (1.6 mm) thick - top and bottom panels
- Can be used with or without rack mounting "ears" or brackets (included).
- Enclosure is finished in rugged, satin texture, black powder paint
- Includes top, bottom, side panels, front & rear panels, rubber self adhesive feet, rack mount brackets and all hardware
- Easy access to inside, only 4 screws need to be removed from any of the 6 panels for internal access.
- Internal aluminum chassis panel is optional (see below).
- Knockdown design ships unassembled for easy handling and shipping protection.
- Note: Grounding options available through our modification process. Panels are not grounded to frame due to powder coat finish.
- RoHS Compliant.
- Manufactured in North America.

Flat-packed for convenience.



Accessories



Pull Handle Mounting Brackets



Chassis Panels



RMC

Economy Rack/ Desktop Chassis



Shown without top or front panel.

Enclosures

Part Number W/ Solid Top & Bottom	Part Number W/ Vent-ed Top & Bottom	Units	Height	Width	Depth	Rack Units	Optional Pull Handle Brackets (Pair)	Optional Chassis Panel	Inside Clearance W/ Chassis Panel
RMCS9018BK1	RMCV9018BK1	in mm	1.73 44	8.50 216	8.00 203	1U	RMCHANDLE1U	RMP908	0.81 21
RMCS19018BK1	RMCV19018BK1	in mm	1.73 44	17.00 432	8.00 203		RMCHANDLE1U	RMP1908	0.81 21
RMCS190113BK1	RMCV190113BK1	in mm	1.73 44	17.00 432	13.00 330		RMCHANDLE1U	RMP1913	0.81 21
RMCS9038BK1	RMCV9038BK1	in mm	3.48 88	8.50 216	8.00 203	2U	RMCHANDLE2U	RMP908	2.56 65
RMCS19038BK1	RMCV19038BK1	in mm	3.48 88	17.00 432	8.00 203		RMCHANDLE2U	RMP1908	2.56 65
RMCS190313BK1	RMCV190313BK1	in mm	3.48 88	17.00 432	13.00 330		RMCHANDLE2U	RMP1913	2.56 65
RMCS9058BK1	RMCV9058BK1	in mm	5.23 133	8.50 216	8.00 203	3U	RMCHANDLE3U	RMP908	4.31 109
RMCS190513BK1	RMCV190513BK1	in mm	5.23 133	17.00 432	13.00 330		RMCHANDLE3U	RMP1913	4.31 109
RMCS190713BK1	RMCV190713BK1	in mm	6.98 177	17.00 432	13.00 330	4U	RMCHANDLE4U	RMP1913	6.06 154
RMCS190813BK1	RMCV190813BK1	in mm	8.73 222	17.00 432	13.00 330	5U	RMCHANDLE5U	RMP1913	7.81 198
RMCS191013BK1	RMCV191013BK1	in mm	10.48 266	17.00 432	13.00 330	6U	RMCHANDLE6U	RMP1913	9.56 243
RMCS191015BK1	RMCV191015BK1	in mm	10.48 266	17.00 432	15.00 381		RMCHANDLE6U	RMP1915	9.56 243


Front & Rear Replacement Panels

Replacement Textured Black	Optional Smooth Black	Optional Beige	Rack Units
RMCP1	RMCP1BK	RMCP1CG	1U
RMCP3	RMCP3BK	RMCP3CG	2U
RMCP5	RMCP5BK	RMCP5CG	3U
RMCP7	RMCP7BK	RMCP7CG	4U
RMCP8	RMCP8BK	RMCP8CG	5U
RMCP10	RMCP10BK	RMCP10CG	6U



1402

Metal Instrument



Key Features:

- Top and bottom made from 12 gauge aluminum finished in beige.
- Top and bottom are attached to an internal aluminum extrusion which contains mounting slots for printed circuit boards or panels.
- Front and rear panels are natural aluminum (paper coated one side) which are attached with screws to the aluminum mounting extrusion.
- Panels can be easily removed for access to components.
- Tops and bottoms are available in solid or with vent slots.
- All hardware and self-adhesive rubber feet are included.
- Replacement hardware packages include front panel screws, side screws, extrusions, and rubber feet.

Solid	Vented	Units	Height	Width	Depth	PC Board Clearance Width	Fits Eurocard Size	Replacement Hardware Pack
1402B	1402BV	inch mm	2.4 60	7.1 181	4.9 112	6.34 161	160 x 100	1402-4H
1402D	1402DV	inch mm	2.4 60	7.1 181	7.3 185	6.34 161	160 x 160	1402-7H
1402F	1402FV	inch mm	3.1 80	7.1 181	10.3 261	6.34 161	160 x 234	1402-10H
1402H	1402HV	inch mm	3.9 99	10 254	7.3 185	9.25 235	234 x 160	1402-7H
1402K	1402KV	inch mm	3.9 99	10 254	9.6 244	9.25 235	234 x 220	1402-9H



1401

Instrument Enclosure



Key Features:

- Heavy duty, 18 gauge steel top & bottom halves finished in beige powder coat.
- Easy to machine 0.064" thick aluminum panels, front finished in satin black and vented back finished in beige.
- Rear panel is vented top and bottom.
- 6-32 Philips nickel plated screws and self- adhesive rubber feet included.
- Replacement screws **1421J6** (Pkg. of 6, 6-32 Philips head screws).

Part Number	Unit	Width	Depth	Height
1401AAA	inch mm	4 101	6 152	4 101
1401AA	inch mm	6 152	6 152	5 127
1401A	inch mm	6 152	10 254	5 127
1401C	inch mm	8 203	10 254	9 229
1401E	inch mm	8 203	8 203	8 203
1401G	inch mm	10 254	12 305	9 229
1401K	inch mm	10 254	14 356	6.5 165
1401M	inch mm	12 305	8 203	9 229
1401N	inch mm	14 356	8 203	9 229
1401P	inch mm	14 356	10 254	5 127



1426

Metal Instrument



Key Features:

- Top and bottom made in 20 gauge steel (for strength) and finished in beige or satin gulf blue powder coat.
- Easy to machine 0.064" thick aluminum panels front and rear.
- Rear panel and bottom of enclosure is vented.
- Front panel is satin black, rear panel matches case color.
- 6-32 Philips nickel plated screws and self-adhesive rubber feet included.
- Replacement screws **1421J6** (Pkg. of 6, 6-32 Philips head screws).

Off White	Satin Blue	Units	Width	Depth	Height
1426K	1426K-B	inch mm	6 152	5 127	4 102
1426M	1426M-B	inch mm	8 203	6 152	4 102
1426O	1426O-B	inch mm	10 254	7 178	4 102
1426Q	1426Q-B	inch mm	11 279	11.7 297	5.5 140
1426S	1426S-B	inch mm	12 305	6 152	4 102
1426Y	1426Y-B	inch mm	12 305	6 152	5.5 140
1426V	1426V-B	inch mm	12 305	8 203	4 102
1426W	1426W-B	inch mm	12 305	10 254	4 102



1452

Instrument Enclosure



Unique construction provides an extremely sturdy enclosure.



Key Features:

- 20 gauge steel cover and 18 gauge base and frame (for strength) finished in beige.
- Easy to machine .064" thick aluminum panel painted satin black one side only.
- Assembly screws and self-adhesive rubber feet included.
- Replacement black front panel screws **SC1452KT** (Package of (4), 8-32 Philips head machine screws)
- Replacement plated rear screws **1421J6** (Package of (6), 6-32 Philips head screws).

Part Number	Units	Width	Depth	Height
1452DE11	inch mm	7.5 191	10.9 277	8.5 216
1452FF13	inch mm	9.5 241	12.9 328	9.5 241
1452FH17	inch mm	9.5 241	16.9 429	11.5 292
1452GC6	inch mm	10.5 267	5.9 150	6.5 165
1452HD7	inch mm	11.5 292	6.9 175	7.5 191
1452KE9	inch mm	13.5 343	8.9 226	8.5 216
1452PG9	inch mm	17.5 445	8.9 226	10.5 267



1453

Heavy Duty Steel Instrument

Key Features:

- All steel, heavy duty construction designed to house heavy, heat producing items such as power supplies.
- Bottom of unit is 16 gauge steel, top is 18 gauge steel.
- Finished in a rugged beige powder coat.
- Top half is of an upside down "U" shape design for easy removal, bottom half is also "U" shaped but includes a fold on all sides including front & back for extra strength and mounting of top case.
- Top case section is heavily ventilated for excellent air circulation with an attractive slant (also doubles as a lifting area - both front & back).
- Top lip extends 0.75" (19 mm) on both sides adding 1.5" (38 mm) to the total depth.
- Bottom is solid except for 4 holes for mounting heavy duty rubber feet.
- Includes nickel plated self-tapping screws and screw on 0.75" (19 mm) high, rubber feet (1421T7).



Part Number	Units	Height	Width	Depth
1453B	inch mm	6 152	6 152	9.5 241
1453C	inch mm	7 178	7 178	11 279
1453K	inch mm	10 254	9 229	18 457
1453N	inch mm	12 305	12 305	19 483



1454

Instrument Enclosure



Key Features:

- Made of strong, economical 20 gauge steel.
- Rugged powder coat finish: beige panels with textured black covers.
- Choice of sloping or vertical front panels by reversing case.
- 6-32 Philips nickel plated screws and self-adhesive rubber feet included.
- Replacement screws, part number 1421J6 (Pkg. of 6, 6-32 Philips head screws).

Part Number	Units	Width	Depth	Height
1454C	inch mm	4 102	2.5 64	2 51
1454J	inch mm	4 102	3 76	4 102
1454M	inch mm	4 102	3 76	6 152
1454E	inch mm	4 102	5 127	2 51
1454F	inch mm	4 102	6 152	3 76
1454R	inch mm	5 127	5 127	7.5 191
1454L	inch mm	5 127	6 152	4 102
1454H	inch mm	5 127	7.5 191	2.5 64
1454D	inch mm	5.875 149	4 102	2.125 54
1454DD	inch mm	5.875 149	5.187 132	2.75 70
1454G	inch mm	6 152	2.5 64	2 51
1454K	inch mm	8 203	3.5 89	2.5 64
1454N	inch mm	8.25 210	6 152	3 76
1454P	inch mm	10 254	5 127	3.5 89
1454S	inch mm	10 254	6 152	3 76
1454W	inch mm	12 305	8 203	3 76



511-513

Ventilated Steel Instrument



Key Features:

- 18 ga. steel base and top - for extra strength (front & back panel will not push in from mounted buttons, controls, connectors , etc.).
- Sides include two horizontal rows of ventilation.
- Choice of sloping or vertical sides by reversing case.
- Sold pre-assembled with a two tone grey powder coat finish. Top is dark satin gray. Bottom, front & back is smooth light grey.
- Comes with four self adhesive rubber feet and required hardware.
- Replacement screws **SC19482-50** (Pkg. of 50, Phillips head - #6 X 1/4" self tapping screws).



Part Number	Units	Width	Length (Top)	Length (Bottom)	Height
512-0900	inch mm	3 76	5.25 133	4.875 124	2 51
511-0900	inch mm	3.63 92	7 178	6.5 165	2.75 70
513-0900	inch mm	4.75 121	8.63 219	7.875 200	3.5 89

Critical Data, No Questions

PDF Data Sheets, 2D AutoCAD, and 3D Models are available for download immediately from our web site.





Key Features:


- 18 ga. steel base and top - for extra strength (front & back panel will not push in from mounted buttons, controls, connectors , etc.).
- Sides include one horizontal row of louvers for ventilation.
- Choice of sloping or vertical sides by reversing case.
- Includes our handle (part number 1427C1) & holes in the top for mounting. Also includes plastic plugs if handle is not desired (see features area below).
- Sold pre-assembled with a two tone grey powder coat finish. Top is dark satin gray. Bottom, front & back is smooth light grey).
- Comes with four self adhesive rubber feet and required hardware.
- Assembled with 8 machine screws into weld-nuts for repetitive assembly & disassembly.
- Replacement screws **SC19482-50** (Pkg. of 50, Philips head - #6 X 1/4" self tapping screws).

Part Number	Units	Width	Length (Top)	Length (Bottom)	Height
518-0910	inch mm	7.75 197	11.06 281	9.75 248	4.75 121
518-0920	inch mm	11.75 298	9.63 245	7.75 197	6.25 159



516

Ventilated Transformer Enclosure



internal mounting panel

Key Features:

- Heavy duty (0.1" thick) aluminum base and top - for extra strength (front & back panel will not push in from mounted buttons, controls, connectors , etc.).
- Sides include four horizontal rows of louvers for ventilation.

Includes heavy duty (0.1" thick) aluminum raised mounting panel. Mounting surface includes 8 press nuts for mounting & a 5" (127 mm) x 8.63" (219 mm) area.

- Front & back is recessed near the top with flange - to act as built in lifting handles (see photo features below).
- Sold pre-assembled in a light textured - dark grey powder coat finish.
- Comes with three cord grommets for front & rear holes and required assembly hardware.
- Assembled with 8 self-tapping Philips head screws.
- Replacement screws **SC18609-50** (Pkg. of 50, Philips head - #8 x 3/8" machine screws).

Part Number	Units	Width	Length	Depth
516-0010	in	8.5	14.38	9.25
	mm	216	365	235



1458

Steel Instrument



Key Features:

- Heavy duty, 18 gauge steel - top & bottom case in satin black or gulf blue powder coat.
- Available with either solid or vented tops and bottoms.
- Easy to machine 0.064" thick aluminum front and rear panels (one satin black and one contemporanea grey for each enclosure).
- Symmetrical design so either end panel can be used as a front or rear panel.
- 6-32 Philips nickel plated screws and self-adhesive rubber feet included.
- Replacement screws **1421J6** (Pkg. of 6, 6-32 Philips head screws).



Solid Top & Bottom		Vented Top & Bottom		Units	Width	Depth	Height
Satin Black	Satin Blue	Satin Black	Satin Blue				
1458A3	1458A3B	1458VA3	1458VA3B	inch mm	4 101	4 101	3 76.2
1458B4	1458B4B	1458VB4	1458VB4B	inch mm	6 152	4 101	4 101
1458C3	1458C3B	1458VC3	1458VC3B	inch mm	6 152	6 152	3 76.2
1458C4	1458C4B	1458VC4	1458VC4B	inch mm	6 152	6 152	4 101
1458D3	1458D3B	1458VD3	1458VD3B	inch mm	8 203	8 203	3 76.2
1458D4	1458D4B	1458VD4	1458VD4B	inch mm	8 203	8 203	4 101
1458D5	1458D5B	1458VD5	1458VD5B	inch mm	8 203	8 203	5 127
1458E3	1458E3B	1458VE3	1458VE3B	inch mm	8 203	10 254	3 76.2
1458E4	1458E4B	1458VE4	1458VE4B	inch mm	8 203	10 254	4 101
1458E5	1458E5B	1458VE5	1458VE5B	inch mm	8 203	10 254	5 127
1458G3	1458G3B	1458VG3	1458VG3B	inch mm	10 254	8 203	3 76.2
1458G4	1458G4B	1458VG4	1458VG4B	inch mm	10 254	8 203	4 101
1458G5	1458G5B	1458VG5	1458VG5B	inch mm	10 254	8 203	5 127



1456

Sloped Aluminum Consoles



Key Features:

- Aluminum cases 0.081" (2 mm) thick aluminum.
- Aluminum top panel sizes to 14" wide are 0.064" thick aluminum. Larger sizes are 0.081" thick.
- Sold pre-assembled with a textured blue case and a choice of an contempora grey (beige) or a black top panel.
- Comes with self adhesive rubber feet and required mounting hardware.
- Some models available with walnut sides - see "1456CWW" on page 119
- Replacement screws **1421J6** (Pkg. of 6, 6-32 Philips head screws).



www.hammondmfg.com

USA

(716) 630-7030

Canada

(519) 822-2960

Quebec

(450) 975-1884

Europe (UK)

01256 812812

Australia

+61-8-8240-2244

1456

Sloped Aluminum Consoles

Beige Top w/ Blue Case	Black Top w/ Blue Case	Units	Width	Depth	Rear Height	Front Height	Slope	
1456NEK4WHBU	1456NEK4BKBU	inch mm	6 152	10 254	4 102	4 102	None	
456FE1WHBU	1456FE1BKBU	inch mm	6.5 165	5.5 140	2.5 64	1.5 38	10 degrees	
1456PH1WHBU	1456PH1BKBU	inch mm	14 356	8.3 211	3 76	1.5 38		
1456RL1WHBU	1456RL1BKBU	inch mm	17 432	11.3 287	3.5 89	1.5 38		
1456WL1WHBU	1456WL1BKBU	inch mm	20 508	11.3 287	3.5 89	1.5 38		
1456CE2WHBU	1456CE2BKBU	inch mm	4 102	5.5 140	2 51	1.1 28		15 degrees
1456FE2WHBU	1456FE2BKBU	inch mm	6.5 165	5.5 140	2 51	1.1 28		
1456FH3WHBU	1456FH3BKBU	inch mm	6.5 165	8.3 211	3 76	1.3 33		
1456FH2WHBU	1456FH2BKBU	inch mm	6.5 165	8.5 216	2 51	1.1 28		
1456KH3WHBU	1456KH3BKBU	inch mm	10 254	8.3 211	3 76	1.3 33		
1456KL3WHBU	1456KL3BKBU	inch mm	10 254	11.3 287	3 76	1.3 33		
1456PH3WHBU	1456PH3BKBU	inch mm	14 356	8.3 211	3 76	1.3 33		
1456PL3WHBU	1456PL3BKBU	inch mm	14 356	11.3 287	3 76	1.3 33		
1456RH3WHBU	1456RH3BKBU	inch mm	17 432	8.3 211	3 76	1.3 33		
1456RL3WHBU	1456RL3BKBU	inch mm	17 432	11.3 287	3 76	1.3 33		
1456WH3WHBU	1456WH3BKBU	inch mm	20 508	8.3 211	3 76	1.3 33		
1456WL3WHBU	1456WL3BKBU	inch mm	20 508	11.3 287	3 76	1.3 33		
1456CE3WHBU	1456CE3BKBU	inch mm	4 102	5.5 140	3 76	1.1 28	30 degrees	
1456FE3WHBU	1456FE3BKBU	inch mm	6.5 165	5.5 140	3 76	1.1 28		
1456FG4WHBU	1456FG4BKBU	inch mm	6.5 165	7.2 183	4 102	1.1 28		
1456KE3WHBU	1456KE3BKBU	inch mm	10 254	5.5 140	3 76	1.1 28		
1456KG4WHBU	1456KG4BKBU	inch mm	10 254	7.2 183	4 102	1.1 28		
1456KK4WHBU	1456KK4BKBU	inch mm	10 254	10.2 259	4 102	1.1 28		
1456PG4WHBU	1456PG4BKBU	inch mm	14 356	7.2 183	4 102	1.1 28		
1456PK4WHBU	1456PK4BKBU	inch mm	14 356	10.2 259	4 102	1.1 28		
1456RK4WHBU	1456RK4BKBU	inch mm	17 432	10.2 259	4 102	1.1 28		
1456WK4WHBU	1456WK4BKBU	inch mm	20 508	10.2 259	4 102	1.1 28		



www.hammondmfg.com

USA

(716) 630-7030

Canada

(519) 822-2960

Quebec

(450) 975-1884

Europe (UK)

01256 812812

Australia

+61-8-8240-2244

1456CWW

Sloped Aluminum Consoles



Key Features:

- Solid oiled walnut sides on a black, ventilated steel base.
- Solid wood sides are real walnut - each piece has a unique color & grain.
- Aluminum top panel is powder painted in a satin contemporary grey (beige).
- Aluminum top panel sizes are 0.064" thick aluminum.
- Comes with self adhesive rubber feet and required mounting hardware.
- Replacement screws **1421J6** (Pkg. of 6, 6-32 Philips head screws).

Part Number	Units	Width	Depth	Rear Height	Front Height	Slope
1456PH1WHCWW	inch mm	14 356	8.3 211	3 76	1.5 38	10 degrees
1456CE2WHCWW	inch mm	4 102	5.5 140	2 51	1.1 28	15 degrees
1456FH2WHCWW	inch mm	6.5 165	8.5 216	2 51	1.1 28	
1456KH3WHCWW	inch mm	10 254	8.3 211	3 76	1.3 33	
1456PH3WHCWW	inch mm	14 356	8.3 211	3 76	1.3 33	
1456PL3WHCWW	inch mm	14 356	11.3 287	3 76	1.3 33	
1456CE3WHCWW	inch mm	4 102	5.5 140	3 76	1.1 28	30 degrees
1456KK4WHCWW	inch mm	10 254	10.2 259	4 102	1.1 28	
1456PK4WHCWW	inch mm	14 356	10.2 259	4 102	1.1 28	




SCEM

Sloped Aluminum Consoles

Key Features:

- Convection ventilation is provided by slots in the bottom and removable rear panels.
- Aluminum case is finished in satin blue with a contempora grey panel.
- Supplied with hardware and rubber feet.
- Replacement screws **1421J6** (Pkg. of 6, 6-32 Phillips head screws).



Part Number	Units	Width	Depth	Rear Height
SCEM101110WH	inch mm	4 102	4.5 114	4 102
SCEM161110WH	inch mm	6.5 165	4.5 114	4 102
SCEM161414WH	inch mm	6.5 165	5.5 140	5.5 140
SCEM251414WH	inch mm	10 254	5.5 140	5.5 140
SCEM251619WH	inch mm	10 254	6.5 165	7.5 191
SCEM351619WH	inch mm	14 356	6.5 165	7.5 191



500, 515 & 519

Sloped Aluminum & Steel Consoles



Aluminum back above, steel back below.



Key Features:

- 18 ga. steel base for extra strength
- Easy to machine - aluminum top panels are 0.064" thick aluminum.
- Sides include vertical rows of ventilation
- Sold pre-assembled with a two tone grey powder paint finish (base is dark satin gray, slope top is smooth light grey).
- Comes with four self adhesive rubber feet and required hardware.
- Replacement screws **SC19482-50** (Pkg. of 50, Phillips head - #6 X 1/4" self tapping screws).

Part Number	Units	Width	Depth	Rear Height	Front Height	Slope	Rear Surface Material
500-0930	inch mm	7 178	7 178	2.13 54	1.2 30	15 degrees	Steel
500-0940	inch mm	7.6 190	7 178	3.78 96	2.86 73		
500-0950	inch mm	11.7 297	7.83 199	2.13 54	1.2 30		
515-0910	inch mm	4.5 114	6 152	2.13 54	1.13 29		Aluminum
515-0920	inch mm	6 152	6 152	2.13 54	1.13 29		
515-0930	inch mm	7.4 188	6 152	2.13 54	1.13 29		
515-0940	inch mm	7.4 188	6 152	3.78 96	2.78 71		
515-0950	inch mm	11.7 297	7.7 196	2.13 54	1.2 30		
519-0910	inch mm	8.5 216	5.7 145	3.78 96	1.86 47	30 degrees	
519-0920	inch mm	13.7 348	6.9 175	3.78 96	1.86 47		



1411 & 1412

Utility Enclosures



Flanged version available with a smooth black powder coat.



Key Features:

- Two Versions:
- "1411" series - 0.04" thick aluminum (26 sizes)
- "1412" series - 20 gauge steel (8 sizes).
- Four self-tapping screws included.
- Unpainted aluminum or ASA 61 grey - baked powder paint.
- Unpainted aluminum version is protected through manufacturing and shipping with a plastic film cover to ensure a high quality finish. Also doubles as a removable drilling template.
- For easy wall or shelf mounting see our aluminum flanged version "1411FB" series.
- Steel finished in ASA 61 grey baked powder paint (inside & outside).
- Replacement screws **1421J6** (Pkg. of six (6), 6-32 Philips head screws).



Unfinished aluminum versions supplied with a protective wrap.



1411 & 1412

Utility Enclosures

Aluminum				Steel	Units	Length	Width	Height
Gray	Unfinished	Black w/ Flanges	Unfinished w/ Flanges	Gray				
1411B	1411BU	1411FBBBK	1411FBBU		inch mm	2.7 69	2.2 56	1.6 41
1411C	1411CU	1411FBCBK	1411FBCU		inch mm	3.2 81	2.2 56	1.1 28
1411D	1411DU	1411FDBBK	1411FDBU		inch mm	3.2 81	2.2 56	1.6 41
1411G	1411GU	1411FBGBK	1411FBGU		inch mm	4 102	2.2 56	1.6 41
1411H	1411HU	1411FBHBK	1411FBHU		inch mm	4 102	2.2 56	2.2 56
1411F	1411FU	1411FBFBK	1411FBFU		inch mm	4 102	2.2 56	3 76
1411J	1411JU			1412J	inch mm	4 102	4 102	2 51
1411K	1411KU	1411FBKBK	1411FBKU		inch mm	5 127	2.2 56	2.2 56
1411N	1411NU	1411FBNBK	1411FBNU		inch mm	5 127	3 76	2.2 56
1411L	1411LU	1411FBLBK	1411FBLU		inch mm	5 127	4 102	3 76
1411M	1411MU				inch mm	6 152	3 76	3 76
1411PP	1411PPU	1411FBPBK	1411FBPU	1412PP	inch mm	6 152	4 76	2 51
1411P	1411PU				inch mm	6 152	5 127	4 102
1411Q	1411QU	1411FBQBK	1411FBQU		inch mm	7 178	5 127	3 76
1411SS	1411SSU	1411FBSBK	1411FBSU	1412SS	inch mm	8 203	4 102	2 51
1411S	1411SU				inch mm	8 203	4 102	3 76
1411RR	1411RRU			1412RR	inch mm	8 203	6 152	2 51
1411R	1411RU	1411FBRBK	1411FBRU		inch mm	8 203	6 152	3.5 89
1411T	1411TU				inch mm	10 254	2.2 56	1.6 41
1411TT	1411TTU			1412TT	inch mm	10 254	6 152	2 51
1411U	1411UU	1411FBUBK	1411FBUU		inch mm	10 254	6 152	3.5 89
1411W	1411WU				inch mm	12 305	3 76	2.2 56
1411X	1411XU	1411FBXBK	1411FBXU	1412X	inch mm	12 305	7 178	4 102
1411V	1411VU			1412V	inch mm	12 305	8 203	3 76
1411Y	1411YU			1412Y	inch mm	16 406	8 203	3 76
1411Z	1411ZU				inch mm	17 432	5 127	4 102



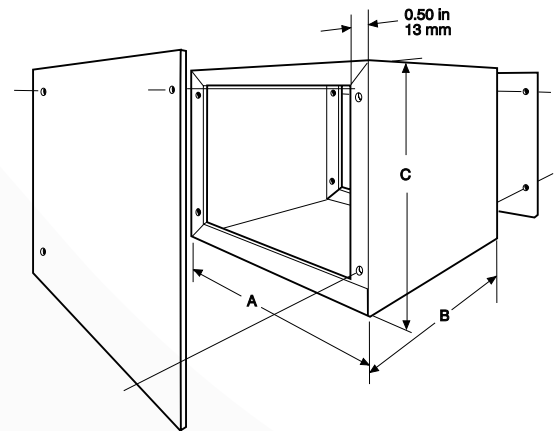
1415

Steel Utility Cases



Key Features:

- Sizes A to E are 20 gauge 0.036" thick steel.
- Sizes F to J are 18 gauge 0.048" thick steel.
- Self-tapping screws included.
- ASA 61 grey baked powder paint.
- Replacement screws **1421J6** (Pkg. of 6, 6-32 Philips head screws).



Part Number	Units	A	B	C
1415A	inch	4	2	4
	mm	102	51	102
1415B	inch	4	3	5
	mm	102	76	127
1415C	inch	6	4	5
	mm	152	102	127
1415D	inch	6	6	6
	mm	152	152	152
1415E	inch	9	5	6
	mm	229	127	152
1415F	inch	10	7	8
	mm	254	178	203
1415H	inch	10	8	10
	mm	254	203	254
1415G	inch	12	6	7
	mm	305	152	178
1415I	inch	12	8	11
	mm	305	203	279
1415J	inch	15	7	9
	mm	383	179	230



HWCHAS


Walnut Chassis / Aluminum Top



Key Features:

- Heavy duty construction walnut chassis (see corner detail photo below).
- Top panel available in a choice of natural aluminum or satin black powder paint finish.
- Walnut chassis is 0.778 inches thick (19.8 mm) - corners are produced with wood bracing & dovetail construction methods (see close-up photos below). Designed to handle heavy components.
- Top panel is aluminum for easy modification and thick enough to support heavy transformers without bowing - 0.08" (2 mm) thick. Fully "framed" support from walnut chassis.
- Includes four large round rubber feet (0.75" dia. x 0.56" high) with mounting hardware into inserts to avoid wood damage. Hardware is of proper length to allow use of optional bottom plate.

Accessories



Optional Bottom Panels

Replacement Screws (4-packs)

- SC1440KT (silver)
- SC1452KT (black)

Chassis w/ Black Top Panel	Chassis w/ Aluminum Top Panel	Units	Width	Depth	Height	Black Bottom Panel	Aluminum Bottom Panel
HWCHAS1310BK	HWCHAS1310AL	inch mm	13 330	10 254	3 76	HW1310BKPL	HW1310ALPL
HWCHAS1710BK	HWCHAS1710AL	inch mm	17 432	10 254	3 76	HW1710BKPL	HW1710ALPL

Natural aluminum panels ship with a protective cover which can also be used as a drilling template.



Bottom of chassis and corner detail shown.



1441

Steel Chassis



Steel chassis available in black, gray, and with walnut sides.



Key Features:

- Spot welded steel - heavy duty construction chassis.
- Finished in ASA 61 smooth grey or satin black powder paint.
- Optional bottom plates are punched with 4 holes - 3/16" diameter (Chassis now includes 1/8" holes to allow installation of optional bottom plates).
- Hardware not provided, please order separately - Part number **1421J6** (Pkg. of 6, 6-32 Philips head screws).
- [Link here to rubber feet options.](#)
- [Link here to perforated chassis covers.](#)
- UPGRADE to our Satin Black Chassis with Walnut Sides



Shown above with perforated chassis cover.

Accessories



Perforated Chassis Covers

Bottom Panels



1441

Steel Chassis

Gray Chassis	Satin Black Chassis	Satin Black Chassis w/ Walnut Sides	Steel Gauge	Units	Width	Depth	Height	Gray Bottom Panel	Satin Black Bottom Panel	Gray Perforated Chassis Cover	Satin Black Perforated Chassis Cover
1441-6	1441-6BK3		20	inch mm	4 102	4 102	2 51	1431-6	1431-6BK3		
1441-8	1441-8BK3		20	inch mm	6 152	4 102	2 51	1431-8	1431-8BK3		
1441-12	1441-12BK3	1441-12BK3CWW	20	inch mm	7 178	5 127	2 51	1431-12	1431-12BK3		
1441-9	1441-9BK3		20	inch mm	8 203	4 102	1 25	1431-10	1431-10BK3	1451-10	1451-10BK3
1441-10	1441-10BK3		20	inch mm	8 203	4 102	2 51	1431-10	1431-10BK3	1451-10	1451-10BK3
1441-14	1441-14BK3		20	inch mm	9 229	5 127	2 51	1431-14	1431-14BK3	1451-14	1451-14BK3
1441-15	1441-15BK3		20	inch mm	10 254	6 152	1 25	1431-16	1431-16BK3	1451-16	1451-16BK3
1441-16	1441-16BK3	1441-16BK3CWW	20	inch mm	10 254	6 152	2 51	1431-16	1431-16BK3	1451-16	1451-16BK3
1441-22	1441-22BK3	1441-22BK3CWW	20	inch mm	12 305	8 203	2 51	1431-22	1431-22BK3	1451-22	1451-22BK3
1441-24	1441-24BK3	1441-24BK3CWW	20	inch mm	12 305	8 203	3 76	1431-22	1431-22BK3	1451-22	1451-22BK3
1441-29	1441-29BK3	1441-32BK3CWW	20	inch mm	12 305	10 254	2 51	1431-29	1431-29BK3	1451-29	1451-29BK3
1441-18	1441-18BK3		20	inch mm	13.5 343	5 127	2 51	1431-18	1431-18BK3		
1441-26	1441-26BK3		20	inch mm	16 406	8 203	2 51	1431-26	1431-26BK3	1451-26	1451-26BK3
1441-28	1441-28BK3		20	inch mm	16 406	8 203	3 76	1431-26	1431-26BK3	1451-26	1451-26BK3
1441-20	1441-20BK3		20	inch mm	17 432	4 102	3 76	1431-20	1431-20BK3		
1441-30	1441-30BK3		20	inch mm	17 432	10 254	2 51	1431-30	1431-30BK3	1451-30	1451-30BK3
1441-32	1441-32BK3		20	inch mm	17 432	10 254	3 76	1431-30	1431-30BK3	1451-30	1451-30BK3
1441-33	1441-33BK3	1441-33BK3CWW	20	inch mm	17 432	10 254	4 102	1431-30	1431-30BK3	1451-30	1451-30BK3
1441-34	1441-34BK3		18	inch mm	17 432	12 305	2 51	1431-34	1431-34BK3		
1441-36	1441-36BK3		18	inch mm	17 432	12 305	3 76	1431-34	1431-34BK3		
1441-38	1441-38BK3		18	inch mm	17 432	14 356	3 76	1431-38	1431-38BK3		
1441-40	1441-40BK3		18	inch mm	17 432	14 356	4 102	1431-38	1431-38BK3		
1441-42	1441-42BK3		18	inch mm	17 432	14 356	5 127	1431-38	1431-38BK3		



1444

Aluminum Chassis



Some sizes available with walnut sides.



Key Features:

- Spot welded - heavy duty construction chassis.
- Natural aluminum finish (as shown above) - also available in painted steel with walnut side panels).
- Side panels are made from solid walnut and routed out to fit over ends of chassis (pre-punched for easy mounting).
- Walnut side panels attach with four machine screws & lockwashers (included) into metal inserts to avoid wood damage. Screws should not be torqued past 4.43 lbf.in (50 cN.m).
- Usable surface of chassis front, back and top are reduced by roughly 7/8" (22 mm) due to inset in walnut sides.
- Optional bottom plates are punched with 4 holes – 3/16" diameter.
- Bottom plate hardware not provided, please order separately - Part number **1421J6** (Pkg. of 6, 6-32 Philips head screws).
- NOTE: our steel chassis covers (1451 series) are NOT compatible with this series.



Accessories



Bottom Panels

Natural aluminum panels ship with a protective cover which can also be used as a drilling template.



www.hammondmfg.com

USA

(716) 630-7030

Canada

(519) 822-2960

Quebec

(450) 975-1884

Europe (UK)

01256 812812

Australia

+61-8-8240-2244

1444

Aluminum Chassis

Chassis	Chassis w/ Walnut Sides	Aluminum Thickness (Inches)	Units	Width	Depth	Height	Bottom Plate
1444-6		0.04	inch mm	4 102	4 102	2 51	1434-6
1444-45351		0.04	inch mm	4.5 114	3.5 89	1 25	1434-4535
1444-542		0.04	inch mm	5 127	4 102	2 51	1434-54
1444-6415		0.04	inch mm	6 152	4 102	1.5 38	1434-8
1444-8		0.04	inch mm	6 152	4 102	2 51	1434-8
1444-643		0.04	inch mm	6 152	4 102	3 76	1434-8
1444-12	1444-12CWW	0.04	inch mm	7 178	5 127	2 51	1434-12
1444-753		0.04	inch mm	7 178	5 127	3 76	1434-12
1444-772		0.04	inch mm	7 178	7 178	2 51	1434-77
1444-9		0.04	inch mm	8 203	4 102	1 25	1434-10
1444-10		0.04	inch mm	8 203	4 102	2 51	1434-10
1444-84515		0.04	inch mm	8 203	4.5 114	1.5 38	1434-845
1444-862		0.04	inch mm	8 203	6 152	2 51	1434-86
1444-14		0.04	inch mm	9 229	5 127	2 51	1434-14
1444-972		0.04	inch mm	9 229	7 178	2 51	1434-97
1444-9552		0.04	inch mm	9.5 241	5 127	2 51	1434-955
1444-95525		0.04	inch mm	9.5 241	5 127	2.5 64	1434-955
1444-9553		0.04	inch mm	9.5 241	5 127	3 76	1434-955
1444-1053		0.04	inch mm	10 254	5 127	3 76	1434-105
1444-15		0.04	inch mm	10 254	6 152	1 25	1434-16
1444-16	1444-16CWW	0.04	inch mm	10 254	6 152	2 51	1434-16
1444-10825		0.04	inch mm	10 254	8 203	2.5 64	1434-108
1444-1172		0.04	inch mm	11 279	7 178	2 51	1434-117
1444-1273		0.04	inch mm	12 305	7 178	3 76	1434-127
1444-22	1444-22CWW	0.051	inch mm	12 305	8 203	2 51	1434-22
1444-12825		0.051	inch mm	12 305	8 203	2.5 64	1434-22
1444-24	1444-24CWW	0.051	inch mm	12 305	8 203	3 76	1434-22
1444-29		0.051	inch mm	12 305	10 254	2 51	1434-29
1444-12103		0.051	inch mm	12 305	10 254	3 76	1434-29
1444-12123		0.051	inch mm	12 305	12 305	3 76	1434-1212



1444

Aluminum Chassis

Chassis	Chassis w/ Walnut Sides	Aluminum Thickness (Inches)	Units	Width	Depth	Height	Bottom Plate
1444-1372		0.04	inch mm	13 330	7 178	2 51	1434-137
1444-18		0.04	inch mm	13.5 343	5 127	2 51	1434-18
1444-1463		0.051	inch mm	14 356	6 152	3 76	1434-146
1444-14103		0.051	inch mm	14 356	10 254	3 76	1434-1410
1444-1573		0.051	inch mm	15 381	7 178	3 76	1434-157
1444-1593		0.051	inch mm	15 381	9 229	3 76	1434-159
1444-26		0.051	inch mm	16 406	8 203	2 51	1434-26
1444-28		0.051	inch mm	16 406	8 203	3 76	1434-26
1444-20		0.04	inch mm	17 432	4 102	3 76	1434-20
1444-1763		0.051	inch mm	17 432	6 152	3 76	1434-176
1444-1773		0.051	inch mm	17 432	7 178	3 76	1434-177
1444-1783		0.051	inch mm	17 432	8 203	3 76	1434-178
1444-30		0.051	inch mm	17 432	10 254	2 51	1434-30
1444-32	1444-32CWW	0.051	inch mm	17 432	10 254	3 76	1434-30
1444-33	1444-33CWW	0.051	inch mm	17 432	10 254	4 102	1434-30
1444-17105		0.051	inch mm	17 432	10 254	5 127	1434-30
1444-17123		0.051	inch mm	17 432	12 305	3 76	1434-1712
1444-17132		0.051	inch mm	17 432	13 330	2 51	1434-1713
1444-17133		0.051	inch mm	17 432	13 330	3 76	1434-1713
1444-17134		0.051	inch mm	17 432	13 330	4 102	1434-1713
1444-17135		0.051	inch mm	17 432	13 330	5 127	1434-1713
1444-17143		0.051	inch mm	17 432	14 356	3 76	1434-1714
1444-17154		0.051	inch mm	17 432	15 381	4 102	1434-1715
1444-17156		0.051	inch mm	17 432	15 381	6 152	1434-1715
1444-17173		0.051	inch mm	17	17	3	1434-1717
				432	432	76	
1444-17174		0.051	inch mm	17	17	4	1434-1717
				432	432	102	














Accessories

	Rubber Feet	132		Folding Metal Handles	140
	Plastic Feet	133		Tilt Bails	141
	DIN Clips (Nylon or Aluminum)	134		Liquid-Tight Strain Relief Cord Grips	143
	Round Metal Chassis Handles	135		Cord Wraps	144
	Styled Handles	136		PC Board Standoffs	145
	Plastic Handles	137		Replacement Screw List	146
	Square & Oval Metal Handles	138		Battery Holders	148
	Vinyl Handle	139			



1421




Rubber Feet

Image	Part Number	Mounting Method	Style	Units	Length or Diameter	Width	Height	Color	Qty Per Package
	1421T2	Self-Adhesive	Flat Round	inches mm	0.5 12.7		0.14 3.5	Black	24
	1421T2CL	Self-Adhesive	Flat Round	inches mm	0.5 12.7		0.14 3.5	Clear	24
	1421T2GY	Self-Adhesive	Flat Round	inches mm	0.5 12.7		0.14 3.5	Gray	24
	1421T3	Self-Adhesive	Square	inches mm	0.5 12.7	0.5 12.7	0.23 5.8	Black	24
	1421T4	Self-Adhesive	Square	inches mm	0.81 20.5	0.81 20.5	0.30 7.6	Black	24
	1421T5BK	Self-Adhesive	Round Hemisphere	inches mm	0.44 11.11		0.20 5	Black	24
	1421T5CL	Self-Adhesive	Round Hemisphere	inches mm	0.44 11.11		0.20 5	Clear	24
	1421T6CL	Self-Adhesive	Flat Round	inches mm	0.31 7.9		0.09 2.2	Clear	24
	1421T7	Screw-on (hardware included)	Round	inches mm	0.75 19		0.5 12.7	Black	24
	1421T8BK	Self-Adhesive	Square	inches mm	0.47 12.1	0.47 12.1	0.12 3.1	Black	24
	1421T9BK	Self-Adhesive	Round	inches mm	0.88 22.35		0.40 10.16	Black	24



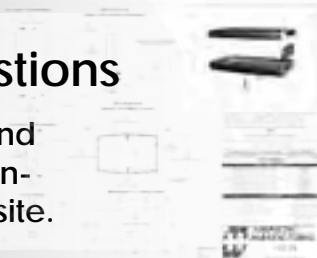
M Series

Plastic Feet

Image	Part Number	Description	Length	Height	Depth	Qty Per Package
	M797-24	black polyamic fixed rear legs	1.1" (27mm) length	0.64" (16mm) height	0.55" (14mm) depth	(2) Feet (hardware included)
	M3784-7001	black polyamide spring locked folding legs	2.6" (67mm) length (in closed position)	1.8 (46mm) height (in open position)	0.77" (19.5mm)	(2) Feet (hardware included)
	1427X	white ABS plastic folding legs	2.5" (63mm) length (in closed position)	1.35" (34mm) height (in open position)	1.02" (26mm)	(2) Feet (hardware included)

Critical Data, No Questions

PDF Data Sheets, 2D AutoCAD, and 3D Models are available for download immediately from our web site.



www.hammondmfg.com

USA

(716) 630-7030

Canada

(519) 822-2960

Quebec

(450) 975-1884

Europe (UK)

01256 812812

Australia


+61-8-8240-2244

1427DIN

DIN Clips (Nylon or Aluminum)



Example of a plastic clip in use.



Nylon DIN Clip

- Designed for mounting enclosures to 35 mm wide DIN rails
- Includes hardware (quantity 4 of a #6 X 1/4" self tapping, phillips head screw) & drilling template
- Center to center hole spacing is 1.18" (30mm)
- Material is a rugged black nylon
- Recommended maximum weight load is 35 lbs. each (70 lbs. per pair)
- Units are 1.8" (45.7mm) long, 0.4" (10.1mm) wide - overall
- Sold in packages of 2

Heavy Duty Aluminum DIN clips

- Designed for mounting enclosures to 35 mm wide DIN rails
- Choice of three lengths
- Includes enclosure mounting hardware
- Material is clear anodized aluminum with spring steel wire
- Maximum weight capacity of 125 lbs. (56 kg) per unit



1427DIN75M with mounting hardware

Part Number	Material	Weight Rating	Units	Length	Width	Qty Per Package
1427DINCLIP	Nylon	35 lbs / 15.8 kg per clip	inches mm	1.8 45.7	0.4 10.1	2
1427DIN42M	Aluminum	125 lbs / 56 kg	inches mm	2.02 51.4	1.65 42	1
1427DIN75M	Aluminum	125 lbs / 56 kg	inches mm	2.02 51.4	2.95 75	1
1427DIN100M	Aluminum	125 lbs / 56 kg	inches mm	2.02 51.4	3.94 100	1



A steel wire spring holds the aluminium clip tightly in place on the rail



1427

Round Metal Chassis Handles



Features

- Material is round steel.
- Available in Chrome Plated or Black Powder Coated.
- Sold individually or in pairs (see table).
- Hardware included.

Chrome (Individual)	Black (Individual)	Black (Pair)	Units	Mounting Hole Centers	Depth	Diameter	Screw Thread	Panel Height
1427B			inches mm	1.25 32	0.63 16	0.19 5	4-40	1.75 44
1427B2	1427B2BK-1	1427B2BK	inches mm	1.25 32	1 25	0.19 5	6-32	1.75 44
1427D			inches mm	1.75 44	0.75 19	0.19 5	4-40	5.25 133
1427E	1427E1BK-1	1427E1BK	inches mm	2 51	1 25	0.19 5	6-32	5.25 133
1427Q			inches mm	2.3 58	0.95 24	0.25 6	6-32	5.25 133
1427P	1427P1BK-1	1427P1BK	inches mm	2.8 71	1 25	0.25 6	6-32	5.25 133
1427G2	1427G2BK		inches mm	3 76	1 25	0.19 5	4-40	8.75 222
1427G3	1427G3BK		inches mm	3 76	1.5 38	0.31 8	10-32	8.75 222
1427G			inches mm	3 76	1.75 44	0.25 6	8-32	8.75 222
1427N	1427N1BK		inches mm	3.5 89	1.2 30	0.38 10	10-32	8.75 222
1427N2	1427N2BK		inches mm	3.5 89	1.5 38	0.25 6	8-32	8.75 222
1427C1	1427C1BK		inches mm	4 102	1.3 33	0.38 10	10-32	8.75 222
1427S3	1427S3BK		inches mm	4 102	1.5 38	0.31 8	10-32	8.75 222
1427S			inches mm	4 102	1.5 38	0.25 6	8-32	8.75 222
1427S2			inches mm	4 102	1.75 44	0.25 6	8-32	8.75 222
1427U3	1427U3BK		inches mm	4.5 114	1.5 38	0.31 8	10-32	8.75 222
1427T3	1427T3BK		inches mm	5 127	1.5 38	0.31 8	10-32	12.25 311
1427T			inches mm	5 127	1.5 38	0.25 6	8-32	12.25 311
1427T2			inches mm	5 127	1.75 44	0.25 6	8-32	12.25 311
1427M	1427M1BK		inches mm	5.3 135	1.2 30	0.38 10	10-32	12.25 311
1427W			inches mm	6 152	1.5 38	0.25 6	8-32	12.25 311
1427W3	1427W3BK		inches mm	6 152	1.75 44	0.31 8	10-32	12.25 311
1427W2			inches mm	6 152	1.75 44	0.25 6	8-32	12.25 311
1427L	1427L1BK		inches mm	7 178	1.3 33	0.38 10	10-32	14 356

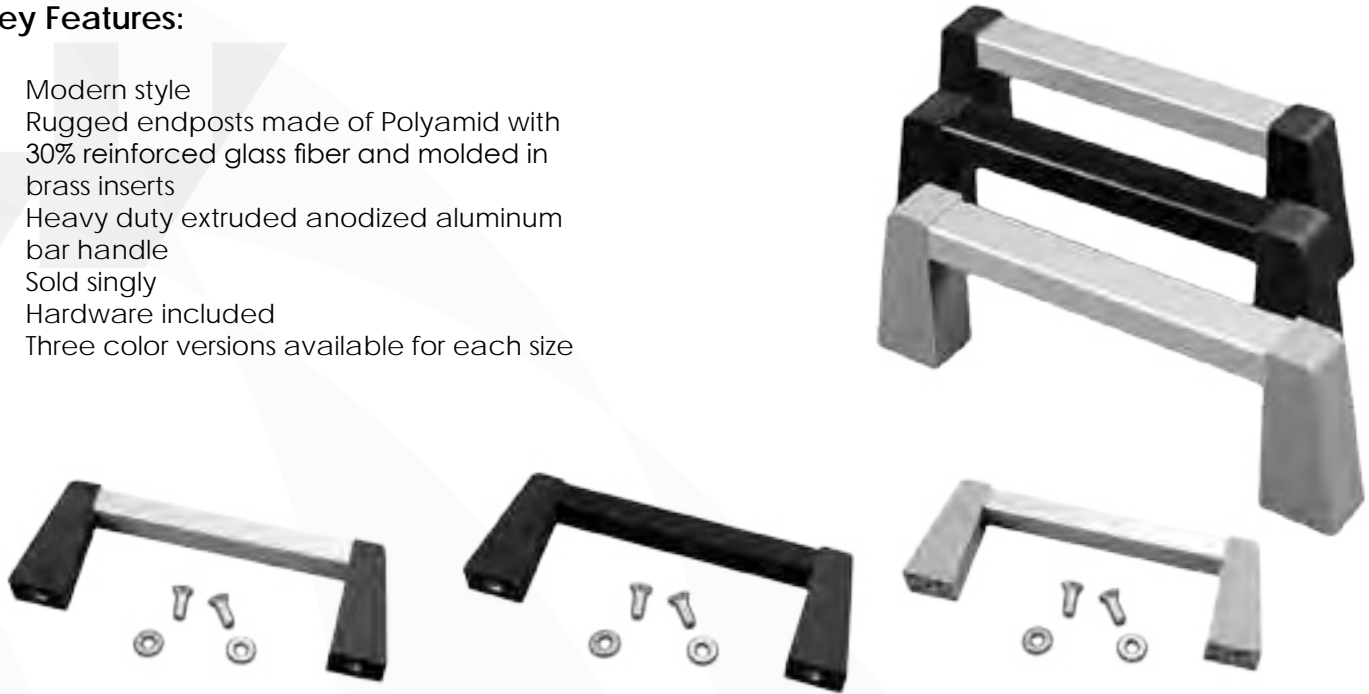


1427

Styled Handles

Key Features:

- Modern style
- Rugged endposts made of Polyamid with 30% reinforced glass fiber and molded in brass inserts
- Heavy duty extruded anodized aluminum bar handle
- Sold singly
- Hardware included
- Three color versions available for each size



Part Number	End Post Color	Aluminum Handle Color	Units	Mounting Hole Centers	Height	Screw Thread	Handle Width
1427GBC	Black	Clear	inches mm	3" (76.2 mm)	1.64" (41.7 mm)	M4-10	0.52" (13.2 mm)
1427GBB	Black	Black					
1427GGC	Grey	Clear					
1427NBC	Black	Clear	inches mm	3.5" (88.9 mm)	1.64" (41.7 mm)	M4-10	0.52" (13.2 mm)
1427NBB	Black	Black					
1427NGC	Grey	Clear					
1427SBC	Black	Clear	inches mm	4" (101.6 mm)	1.64" (41.7 mm)	M4-10	0.52" (13.2 mm)
1427SBB	Black	Black					
1427SGC	Grey	Clear					
1427TBC	Black	Clear	inches mm	5" (127 mm)	1.64" (41.7 mm)	M4-10	0.52" (13.2 mm)
1427TBB	Black	Black					
1427TGC	Grey	Clear					
1427MBC	Black	Clear	inches mm	5.3" (134.6 mm)	1.64" (41.7 mm)	M4-10	0.52" (13.2 mm)
1427MBB	Black	Black					
1427MGC	Grey	Clear					
1427WBC	Black	Clear	inches mm	6" (152.4 mm)	1.64" (41.7 mm)	M4-10	0.52" (13.2 mm)
1427WBB	Black	Black					
1427WGC	Grey	Clear					
1427LBC	Black	Clear	inches mm	7" (177.8 mm)	1.64" (41.7 mm)	M4-10	0.52" (13.2 mm)
1427LBB	Black	Black					
1427LGC	Grey	Clear					



1427 & M

Plastic Handles



Part Number M250-663

- 2.7" (67mm) hole to hole
- mounting centers
- 3" (75mm) length
- 1.3" (32mm) height
- black nylon carry handles
- hardware included



Part Number 1427F1

- Replacement to our classic 1427F
- Same hole to hole mounting centers
- 5.2" (132mm) length
- 2.7" (69mm) height
- black, scratch resistant, light weight
- polystyrene handle
- 60 lb. load capacity
- nickel plated steel support posts
- hardware included



Part Number M250-1003

- 4" (102mm) hole to hole
- mounting centers
- 4.4" (111mm) length
- 1.4" (36mm) height
- black nylon carry handle
- 55 lb. load capacity
- hardware included
- 0.52" (13mm) width













Part Number M250-1393

- 5.48" (141mm) hole to hole
- mounting centers
- 6.1" (154mm) length
- 1.7" (42mm) height
- black nylon carry handle
- 132 lb. load capacity
- hardware included
- 0.79" (20mm) width



1427 & M

Square & Oval Metal Handles

Image (not to scale)	Part Number	Style	units	Hole to Hole Mounting Centers	Length	Height	Thickness	Hardware
	M3299-1131	Matte anodized aluminum handle	inches mm	1.3 32	1.7 42	1.6 40	0.3 8	Included
	1427C6	Clear anodized satin finish aluminum	inches mm	2.7 70	3.5 89	1.5 38	.438 11.1	Included
	M3299-1231	Matte anodized aluminum handle	inches mm	3 75	3.4 87	1.6 40	0.3 8	Included
	M268-2	Matte anodized aluminum handle	inches mm	3.5 88	4 102	1.6 40	.48 12	Included
	1427C2	Matte anodized aluminum handle	inches mm	4 102	4.3 109	1.75 44	5/8 x 9/32 15.9 x 7.14 (oval)	Included
	1427C5	Clear anodized aluminum handle	inches mm	4 102	4.2 108	1.3 3.4	1/4 x 7/8 6.35 x 22.2 (oval)	Included
	1427C4	Black anodized satin finish aluminum	inches mm	4.4 111	5 127	1 25	0.37 9.5	Included
	M3299-1301	Matte anodized aluminum handle	inches mm	4.7 119	5.2 131	1.6 40	0.3 8	Included
	M268-3	Matte anodized aluminum handle	inches mm	4.8 121	5.3 134	1.6 40	.47 12	Included
	M268-4	Matte anodized aluminum handle	inches mm	7.1 181	7.6 194	1.6 40	.47 12	Included



1427

Vinyl Handle



Part Number 1427J

- 8.5" (216mm) long
- 0.77" (20mm) width
- 0.19" (5mm) height
- 7.25" (184mm) mounting centers
- chrome caps on a fluted soft vinyl strap
- with a spring steel core
- 50 lb. load capacity
- hardware included

Critical Data, No Questions

PDF Data Sheets, 2D AutoCAD, and 3D Models are available for download immediately from our web site.



www.hammondmfg.com

USA

(716) 630-7030

Canada

(519) 822-2960

Quebec

(450) 975-1884

Europe (UK)

01256 812812

Australia

+61-8-8240-2244

M Series

Folding Metal Handles



Part Number M286-6

- 3.9" (99mm) hole to hole mounting centers
- 4.6" (118mm) length
- 1.7" (42mm) height
- spring-locked, chrome plated steel folding handle
- carry capacity of 220 lbs. (100kg) per pair
- hardware included
- sold in pairs



Part Number M262-01

- 5.9" (150mm) length
- 4.1" (105mm) height
- 0.65" (17mm) depth
- galvanized steel, flush mount screw down tray
- polished aluminum handle
- handle is 4.7" (120mm) wide and 3" (77mm) high
- steady load capacity of 330 lbs. per pair
- hardware included
- sold in pairs



Part Number M263-1

- 5.1" (130mm) length
- 3.6" (91mm) height
- 0.79" (20mm) depth
- black powder coated aluminum tray
- folding, spring loaded polished aluminum handle
- handle is 4" (102mm) wide and 2.3" (59mm) high
- steady load capacity of 275 lbs. per pair
- hardware not included
- sold in pairs



Part Number M3255-2001

- 7.6" (194mm) length
- 3" (76mm) height
- 0.83" (21mm) depth
- silver powder coated aluminum tray
- folding black powder coated matte aluminum handle
- handle is 6.4" (164mm) wide and 2.3" (59mm) high
- carry capacity of 220 lbs. per pair
- mounting hardware included
- sold in pairs



1427 & M

Tilt Bails

General Purpose Large Bails

- Used as a tilt bail and / or carrying handle
- Requires drilling four mounting holes into the sides of the enclosure
- Includes all mounting hardware, instructions & drilling template. 12 detent positions
- Includes a pair of side sections molded from tough black Polycarbonate (straight handle section is extruded aluminum and ordered separately).
- Extruded aluminum handle is 1-meter long - black anodized and must be cut to the proper length.



Side and handle parts are sold separately.

Part Number	Description
1427BAILKIT1	Polycarbonate Bail Sides (Pair)
M3265-1003	1 Meter Long Aluminum Extrusion

Tilt Bails for RMU Series

- Complete kit designed to fit the RM_U enclosures
- Used as a tilt bail and / or carrying handle
- Requires drilling four mounting holes into the sides of the enclosure
- Includes all mounting hardware, instructions & drilling template
- 12 detent positions
- Side sections molded from tough black Polycarbonate - straight handle section is extruded aluminum
- Extruded aluminum is black anodized and pre-cut to fit RMU Enclosures (no cutting required by user).



Enclosure not included

Part Number	For Use With
1427BAILKIT2	Full Width (19") RMU Enclosures
1427BAILKIT3	Half-Width (8.5") RMU Enclosures



1427

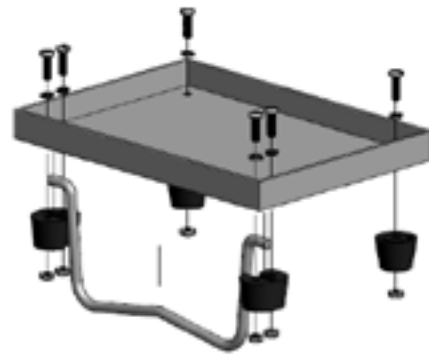
Tilt Bails

General Purpose Small Bails

- Chrome plated steel bail
- four black plastic feet
- includes mounting hardware



Example of bail installation



Part Number	Units	Height	Mounting Centers
1427D5	inches mm	2.5 63.5	5.5 139.7
1427D7	inches mm	2.5 63.5	7.0 177.8
1427D10	inches mm	2.5 63.5	10.0 254.0



1427CG

Liquid-Tight Strain Relief Cord Grips



Liquid-Tight, Strain Relief Cordgrips

- Black nylon, liquid-tight cordgrip
- Used where cable is entering or leaving an enclosure
- Accepts a wide range of cable diameters due to large opening and highly flexible strain relief elements, together with a TPE sealing ring
- The strain relief elements tighten in a circular sequence on the sealing ring to give outstanding strain relief without twisting or damaging the cable
- Use the cordgrip with the smallest maximum diameter that will fit your application (see table below)
- Nylon locknut included (as shown)
- Suitable for NEMA type 4 applications - Protection to IP68
- UL94-V2 flammability rating
- UL, CSA & VDE listed

Part Number	Units	Wire Diameter Range	Mounting Hole Diameter
1427CG7	inches mm	0.099 - 0.256 2.5 - 6.5	0.492 12.5
1427CG9	inches mm	0.138 - 0.315 3.5 - 8	0.599 15.2
1427CG13	inches mm	0.236 - 0.472 6-12	0.804 20.4
1427CG16	inches mm	0.354 - 0.551 9-14	0.886 22.5
1427CG21	inches mm	0.512 - 0.709 13-18	1.115 28.3



M Series

Cord Wraps



Part Number M795

- 4.8" (122mm) overall length
- grey plastic cord wrap
- two mounting posts on 1.5625" centers
- simple installation: secured by two clips each (included)
- sold in pairs





Part Number 1421PCB1-8

- 0.65" (17mm) overall height
- 0.71" (18mm) square mounting pad with self adhesive
- P.C. board bottom would rest 0.25" (6mm) above the enclosure floor
- Suggested material thickness 0.0625" (1.6mm) max.
- Suggested hole diameter 0.156" (4mm)
- Tough white nylon
- Sold in packs of 8



Part Number 1421PCB2-8

- 0.9" (23mm) overall height
- 0.71" (18mm) square mounting pad with self adhesive
- P.C. board bottom would rest 0.5" (12.7mm) above the enclosure floor
- Suggested material thickness 0.0625" (1.6mm) max.
- Suggested hole diameter 0.156" (4mm)
- Tough white nylon
- Sold in packs of 8

Hardware

Replacement Screw List

Photo	Part Number	Qty	Description	System	Technical Description
	1421F4	Set of 24 items	4 sets of: pan head machine screws, locknuts, #10 Tinnerman nuts, Taptite screws, flat washers & hex nuts for mounting fans or fan grills.	U.S. (UTS)	8-32 x 2" Phillips 10-32 x 5/8 Taptite Phillips
	1421J6	6	Self tapping for most metal case series	U.S. (UTS)	6-32 Phillips
	1455MS100	100	Self tapping type for the 1455 series panels	U.S. (UTS)	#6 x 3/8" Phillips
	1455MS100BK	100	Black Self tapping type for the 1455 series panels	U.S. (UTS)	#6 x 3/8" Phillips
	1457MS100	100	Black Self tapping type for the 1457 series panels with "O" ring installed	U.S. (UTS)	6-32 x 1/2" TT, Phillips
	1551ATS100	100	Self tapping type for 1551 series	U.S. (UTS)	#2 x 3/16" Phillips
	1590MS100	100	Machine type for assembly - 1590 (except L-R) series	U.S. (UTS)	6-32 x 1/2" Phillips
	1590MS50BK	50	Black machine type for assembly - 1590 series	U.S. (UTS)	6-32 x 1/2" Phillips
	1590MS50BU	50	Blue machine type for assembly - 1590 series	U.S. (UTS)	6-32 x 1/2" Phillips
	1590MS50GY	50	Grey machine type for assembly - 1590 series	U.S. (UTS)	6-32 x 1/2" Phillips
	1590WMS100BK	100	Black machine type for assembly - 1590W series with "O" ring installed	U.S. (UTS)	6-32 x 1/2" Phillips
	1591MS100	100	Machine type for assembly - 1591 & 1598 series	Metric	M3 - 0.5 x 10mm Phillips
	1591MS100BK	100	Machine type for assembly - 1591 & 1598 series (Black)	Metric	M3 - 0.5 x 10mm Phillips
	1591TS100	100	Self tapping type for assembly - 1591 "S" series and 1551 series	U.S. (UTS)	#4 x 0.5" Phillips
	1591TS100BK	100	Black self tapping type for assembly - 1591 "S" series and 1551 series	U.S. (UTS)	#4 x 0.5" Phillips



Hardware










Replacement Screw List

Photo	Part Number	Qty	Description	System	Technical Description
	1593ATS50 1593ATS100	50 100	Pan head, self tapping type for 1553T, 1591XX, 1593 and 1599 series enclosure internal standoffs	U.S. (UTS)	#4 x 1/4" Phillips
	1593MS100	100	Self tapping, oval head for assembly - 1593 series	U.S. (UTS)	#4 x 0.625" Phillips
	1594MS100	100	Machine type for assembly - 1594, 1599B, and 1592 series	Metric	M3 - 0.5 x 18mm Phillips
	1594TS100	100	Self tapping for assembly - 1594 & 1599ES "S" series	U.S. (UTS)	#4 x 1" Phillips
	1594WMS100	100 Sets	Machine type for assembly - 1594 watertight series & 1599E. With 100 "O" rings	Metric	M3 - 0.5 x 25mm Phillips
	1595MS100	100	Machine type for assembly - 1595 series	Metric	M3 - 0.5 x 8mm Phillips
	1598ATS100	100	Pan head, self tapping type for 1555, and 1598 series enclosure internal standoffs	U.S. (UTS)	#6 x 1/4" Phillips
	1598TS100	100	Self tapping for assembly - 1598 "S" series	U.S. (UTS)	#4 x 5/8" Phillips
	1599BTS100	100	Self tapping for assembly - 1599BS "S" series	U.S. (UTS)	#4 x 3/4" Phillips
	1599HMS100	100	Machine type for assembly - 1599H series	Metric	M3 - 0.5 x 12mm Phillips
	1599HTS100	100	Self tapping for assembly - 1599HS "S" series	U.S. (UTS)	#4 x 1" Phillips
	SC503-100	100	Replacement 1553T cover screws	Metric	(M3-0.5 x 18mm Flat Head)
	SC503BK-100	100	Replacement 1553T cover screws	Metric	(M3-0.5 x 18mm Flat Head)



Hardware

Battery Holders

Photo (not to scale)	Part Number	Qty Per Package	Compatible Bateries (not incl.)
	BH1AAW	1	(1) AA
	BH1AAAW	1	(1) AAA
	BH2AAW	1	(2) AA
	BH2AAAW	1	(2) AAA
	BH3AAW	1	(3) AA
	BH3AAAW	1	(3) AAA
	BH4AAW	1	(4) AA
	BH4AAAW	1	(4) AAA
	BS61	1	(1) 9V

