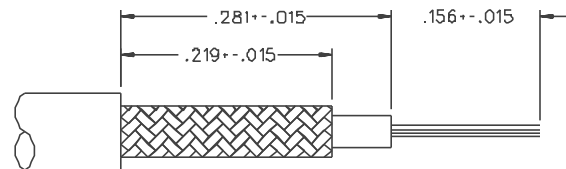
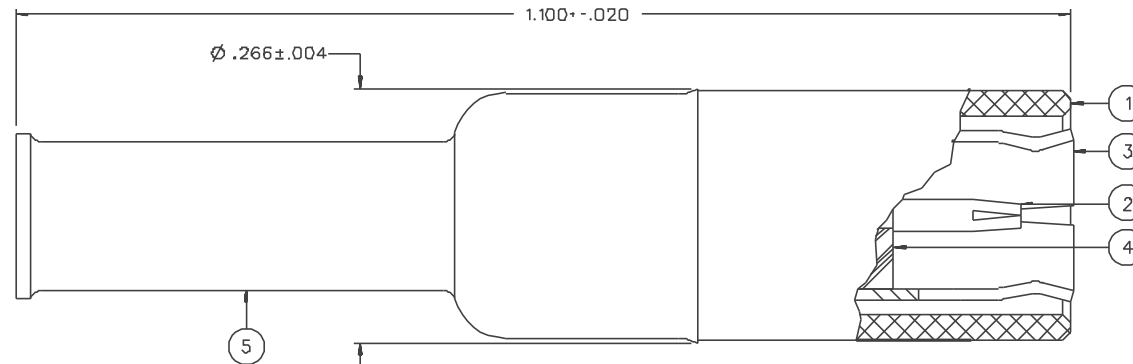


PART NUMBER	ITEM ① BODY	ITEM ② CONTACT	ITEM ③ INTERFACE	ITEM ④ INSULATOR	ITEM ⑤ CRIMP SLEEVE
131-B403-011	ZINC GOLD PL .00001 MIN OVER NICKEL PL .00015 MIN OVER COPPER PL .00005 MIN	BERYLLIUM COPPER GOLD PL .00003 MIN OVER NICKEL PL .00005 MIN OVER COPPER PL .00005 MIN	BERYLLIUM COPPER GOLD PL .00003 MIN OVER NICKEL PL .00005 MIN OVER COPPER PL .00005 MIN	TEFLON	COPPER GOLD PL .00001 MIN OVER NICKEL PL .00005 MIN OVER COPPER PL .00005 MIN
131-B403-016	ZINC NICKEL PL .00015 MIN OVER COPPER PL .00005 MIN	BERYLLIUM COPPER GOLD PL .00003 MIN OVER NICKEL PL .00005 MIN OVER COPPER PL .00005 MIN	BERYLLIUM COPPER NICKEL PL .0001 MIN OVER COPPER PL .00005 MIN	TEFLON	COPPER NICKEL PL .0001 MIN OVER COPPER PL .00005 MIN

DRAWING NO. C - 131-8403-011/020	
0	REVISIONS
ENGINEERING RELEASE	
1	5-6-98 R H S T T R R ECN 45539



CABLE STRIP DIMENSIONS

NOTES:

1. SPECIFICATIONS:

IMPEDANCE: 75 OHMS  
 FREQUENCY RANGE: 0-2 GHZ  
 VSWR: 1.25±.04 F (F IN GHZ)  
 WORKING VOLTAGE: 335 VRMS MAX AT SEA LEVEL  
 DIELECTRIC WITHSTANDING VOLTAGE: 1000 VRMS MIN AT SEA LEVEL  
 INSULATION RESISTANCE: 1000 MEGOHM MIN  
 CONTACT RESISTANCE:  
 CENTER CONTACT - INITIAL 6 MILLIOHM MAX, AFTER ENVIRONMENTAL 8 MILLIOHM MAX  
 OUTER CONDUCTOR - GOLD PLATED INITIAL 1 MILLIOHM MAX, AFTER ENVIRONMENTAL 1.5 MILLIOHM MAX, NICKEL PLATED INITIAL 2.5 MILLIOHM MAX, AFTER ENVIRONMENTAL 3.5 MILLIOHM MAX  
 BRAID TO BODY - INITIAL 1 MILLIOHM MAX (GOLD PLATED), 2.5 MILLIOHM MAX (NICKEL PLATED) AFTER ENVIRONMENTAL NOT APPLICABLE  
 CORONA LEVEL: 250 VOLTS MIN AT 70,000 FEET  
 INSERTION LOSS: .30 DB MAX AT 1.5 GHZ  
 RF LEAKAGE: -55 DB MIN AT 2 GHZ  
 RF HIGH POTENTIAL WITHSTANDING VOLTAGE: 700 VRMS MIN AT 4 AND 7 MHZ

MECHANICAL:

ENGAGE/DISENGAGE FORCE: INITIAL 14 LBS MAX, AFTER DURABILITY 14 LBS MAX  
 ENGAGEMENT/2 LBS MIN DISENGAGEMENT  
 MATING TORQUE: NOT APPLICABLE  
 COUPLING PROOF TORQUE: NOT APPLICABLE  
 COUPLING NUT RETENTION: NOT APPLICABLE  
 CONTACT RETENTION: 4 LBS MIN AXIAL FORCE  
 CABLE ACCEPTABILITY: RG 179/U, RG 1B7/U

CABLE HEX CRIMP SIZE: .12B  
 CABLE RETENTION: 20 LBS MIN OR CABLE BREAKING STRENGTH  
 DURABILITY: 500 CYCLES MIN

ENVIRONMENTAL:


(MEETS OR EXCEEDS THE APPLICABLE PARAGRAPH OF MIL-C-39012)  
 THERMAL SHOCK: MIL-STD-202, METHOD 107, CONDITION B  
 OPERATING TEMPERATURE: -65 DEG C TO 165 DEG C  
 CORROSION: MIL-STD-202, METHOD 101, CONDITION B  
 SHOCK: MIL-STD-202, METHOD 213, CONDITION B  
 VIBRATION: ML-STD-202, METHOD 204, CONDITION B

CUSTOMER DRAWING

THIS DRAWING TO BE INTERPRETED PER ANSI Y 14.5M - 1982

"μSTATION"

COMPANY CONFIDENTIAL

TOLERANCE UNLESS OTHERWISE SPECIFIED	DRAWN BY SWC	DATE 4-20-98	 Cinch Connectivity Solutions 299 Johnson Ave. Ste. 100 Waseca, MN 56093 1-800-247-8256
DECIMALS _____ mm	CHECKED BY SWC	DATE 5-6-98	
.XXX _____	APPROVED BY TAK	DATE 5-6-98	TITLE PLUG ASSEMBLY STRAIGHT CABLED MINI-75 OHM SMB, RG 179
MATL _____	APPROVED BY RJB	DATE 5-6-98	CODE NO. DRAWING NO. C - 131-8403-011/020
FINISH _____	RELEASE DATE		SCALE 10:1   U/M INCH   SHEET 2 OF 2