

# Lightning/surge arrester type 1/2 - VAL-MS-T1/T2 335/12.5/1+0-FM - 2801042

Please be informed that the data shown in this PDF Document is generated from our Online Catalog. Please find the complete data in the user's documentation. Our General Terms of Use for Downloads are valid (<http://phoenixcontact.com/download>)




Universal varistor-based plug-in lightning/surge arrester for 1-phase power supply networks with common N and PE (2-conductor system: L1, PEN), with remote indication contact.

## Why buy this product

- Plugs can be checked with CHECKMASTER
- With floating remote indication contact
- Secure hold of plugs in the event of high lightning current loads and strong vibrations thanks to new latching
- Thermal disconnect device for each individual plug
- Pluggable
- Thermal disconnect device for each individual plug
- Mechanical coding of all slots



## Key Commercial Data

Packing unit	1 STK
GTIN	 4 046356 698153
GTIN	4046356698153

## Technical data

### Dimensions

Height	99 mm
Width	17.5 mm
Depth	77.5 mm
Horizontal pitch	1 Div.

### Ambient conditions

Degree of protection	IP20
	IP20 (only when all terminal points are used)

# Lightning/surge arrester type 1/2 - VAL-MS-T1/T2 335/12.5/1+0-FM - 2801042

## Technical data

### Ambient conditions

Ambient temperature (operation)	-40 °C ... 80 °C
Ambient temperature (storage/transport)	-40 °C ... 80 °C
Altitude	≤ 2000 m (amsl (above mean sea level))
Permissible humidity (operation)	5 % ... 95 %
Shock (operation)	30g
Vibration (operation)	7.5g

### General

IEC test classification	I / II
	T1 / T2
	T1
	I
EN type	T1 / T2
	T1
IEC power supply system	TN-S
	TN-C
	TT
Mode of protection	L-N
	L-PEN
Mounting type	DIN rail: 35 mm
Color	black
Housing material	PA 6.6
	PBT
Degree of pollution	2
Flammability rating according to UL 94	V-0
Design	DIN rail module, two-section, divisible
Surge protection fault message	Optical, remote indicator contact

### Protective circuit

Nominal voltage $U_N$	240 V AC (TN-C, TN-S)
	240 V AC (TT)
Nominal frequency $f_N$	50 Hz (60 Hz)
Maximum continuous voltage $U_C$	335 V AC
Rated load current $I_L$	80 A
Residual current $I_{PE}$	≤ 800 μA
Standby power consumption $P_C$	≤ 270 mVA
Nominal discharge current $I_n$ (8/20) μs	12.5 kA
Maximum discharge current $I_{max}$ (8/20) μs	50 kA
Impulse discharge current (10/350) μs, charge	6.25 As
Impulse discharge current (10/350) μs, specific energy	39 kJ/Ω

# Lightning/surge arrester type 1/2 - VAL-MS-T1/T2 335/12.5/1+0-FM - 2801042

## Technical data

### Protective circuit

Impulse discharge current (10/350) $\mu$ s, peak value $I_{imp}$	12.5 kA
Total discharge current $I_{total}$ (8/20) $\mu$ s	12.5 kA
Total discharge current $I_{total}$ (10/350) $\mu$ s	12.5 kA
Short-circuit current rating $I_{SCCR}$	25 kA
Voltage protection level $U_p$	$\leq 1.2$ kV
	$\leq 1.6$ kV (30 kA - 8/20 $\mu$ s)
Residual voltage $U_{res}$	$\leq 1.2$ kV (at $I_n$ )
	$\leq 1.1$ kV (at 10 kA)
	$\leq 1$ kV (at 5 kA)
	$\leq 0.9$ kV (at 3 kA)
TOV behavior at $U_T$	415 V AC (5 s / withstand mode)
Response time $t_A$	$\leq 25$ ns
Max. backup fuse with branch wiring	160 A (gG)
Max. backup fuse with V-type through wiring	80 A (gG - 16 mm <sup>2</sup> )

### Indicator/remote signaling

Switching function	PDT contact
Operating voltage	5 V AC ... 250 V AC
	30 V DC
Operating current	5 mA AC ... 1 A AC
	1 A DC
Connection method	Screw connection
Screw thread	M2
Tightening torque	0.25 Nm
Stripping length	7 mm
Conductor cross section flexible	0.14 mm <sup>2</sup> ... 1.5 mm <sup>2</sup>
Conductor cross section solid	0.14 mm <sup>2</sup> ... 1.5 mm <sup>2</sup>
Conductor cross section AWG	28 ... 16

### Connection data

Connection method	Screw connection
Screw thread	M5
Tightening torque	4.5 Nm
Stripping length	16 mm
Conductor cross section flexible	1.5 mm <sup>2</sup> ... 25 mm <sup>2</sup>
Conductor cross section solid	1.5 mm <sup>2</sup> ... 35 mm <sup>2</sup>
Conductor cross section AWG	15 ... 2

### Standards and Regulations

Standards/regulations	IEC 61643-11 2011
-----------------------	-------------------

# Lightning/surge arrester type 1/2 - VAL-MS-T1/T2 335/12.5/1+0-FM - 2801042

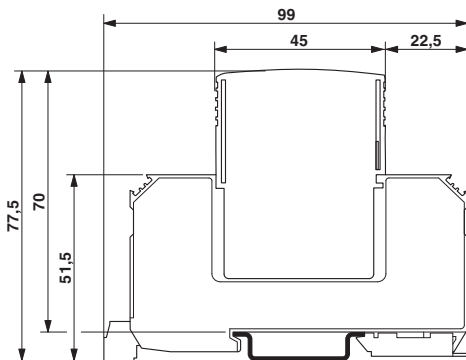
## Technical data

### Standards and Regulations

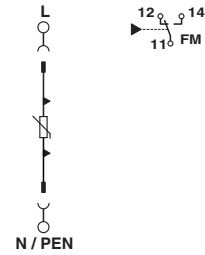
	EN 61643-11 2012
--	------------------

## Drawings

Dimensional drawing



Circuit diagram



## Approvals

### Approvals

Approvals

EAC

Ex Approvals

### Approval details

EAC		RU C- DE.A*30.B01561
-----	--	-------------------------