

Device connector, front mounting - SB-8ESSD8AWT00S - 1623726

Please be informed that the data shown in this PDF Document is generated from our Online Catalog. Please find the complete data in the user's documentation. Our General Terms of Use for Downloads are valid (<http://phoenixcontact.com/download>)




Device connector for front wall, straight, shielded: yes, SPEEDCON, M40, No. of pos.: 8+4+PE, type of contact: Socket, Crimp connection, Axial O-ring, 4x Ø4,2, flange dimensions: 40 mm x 40 mm

Why buy this product

- All housing can be fitted with pin or socket contacts
- A total of eight contacts are available for signal transmission
- Mechanical coding reliably prevents incorrect connections
- Safe use in the field, thanks to high degree of protection
- Consistent EMC protection for reliable connection solutions in the industrial environment

Key Commercial Data

Packing unit	1 STK
GTIN	 4 055626 195117
GTIN	4055626195117

Technical data

Temperature range

Ambient temperature (operation)	-40 °C ... 130 °C
---------------------------------	-------------------

Data of the insulating body

Coding	Signal, coding 2
Contact connection method	Crimp connection
Type of contacts	Socket
Application	Hybrid
Number of positions	13
Contact diameter of power contacts	3.6 mm
Litz wire cross section of power contacts min.	1 mm ²
Litz wire cross section of power contacts max.	16 mm ²
Nominal current per power contact at 25°C	70 A

Device connector, front mounting - SB-8ESSD8AWT00S - 1623726

Technical data

Data of the insulating body

Nominal voltage, power contact	630 V AC
	850 V DC
Rated surge voltage	6 kV
Contact diameter of signal contacts	1 mm
Litz wire cross section of signal contacts min.	0.06 mm ²
Litz wire cross section of signal contacts max.	1.5 mm ²
Nominal current per signal contact at 25°C	8 A
Nominal voltage, signal contact	500 V
Rated surge voltage	1.5 kV
Contact diameter, data contacts	1 mm
Litz wire cross section, data contacts, min.	0.06 mm ²
Litz wire cross section, data contacts, max.	1.5 mm ²
Nominal current per data contact at 25°C	8 A
Nominal voltage of data contact	50 V
Rated surge voltage	1.5 kV
Overvoltage category	III
Degree of pollution	3

Housing data

Housing material	Turned parts: copper zinc alloy (CuZn), die-cast parts: zinc (GD-Zn)
Flange dimensions	40 mm x 40 mm
Type of locking	SPEEDCON
Degree of protection (when plugged in)	IP68/IP69K
Thread type	M40

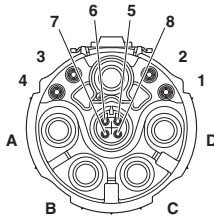
Environmental Product Compliance

REACH SVHC	Lead 7439-92-1
China RoHS	Environmentally Friendly Use Period = 50
	For details about hazardous substances go to tab "Downloads", Category "Manufacturer's declaration"

Drawings

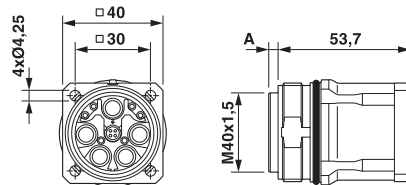
Device connector, front mounting - SB-8ESSD8AWT00S - 1623726

Schematic diagram



Pin assignment of socket signal, DC coding

Dimensional drawing



Pin version: dimension A = 3.8 mm, socket version: dimension A = 0.15 mm

Phoenix Contact 2018 © - all rights reserved
<http://www.phoenixcontact.com>

PHOENIX CONTACT GmbH & Co. KG
Flachsmarktstr. 8
32825 Blomberg
Germany
Tel. +49 5235 300
Fax +49 5235 3 41200
<http://www.phoenixcontact.com>