

## Feed-through terminal block - PTS 2,5 BU - 3211812

Please be informed that the data shown in this PDF Document is generated from our Online Catalog. Please find the complete data in the user's documentation. Our General Terms of Use for Downloads are valid (<http://download.phoenixcontact.com>)



Feed-through terminal block, Connection method: Push-in connection, Cross section: 0.14 mm<sup>2</sup> - 4 mm<sup>2</sup>, AWG: 26 - 12, Width: 5.2 mm, Color: blue, Mounting type: NS 35/7,5, NS 35/15

### Product Features

- Angled conductor entry for use in flat terminal boxes
- Large space saving when used in concealed wiring systems
- The PTS 2,5, which is equipped with four bridge shafts, offers a wide range of potential bridging options
- 2, 3, and 4-conductor terminal blocks with the same shape
- Ground terminal blocks of the same shape are available



### Key commercial data

Packing unit	1 1
Weight per Piece (excluding packing)	30.0 GRM
Custom tariff number	85369010
Country of origin	Poland

### Technical data

#### General

Number of levels	1
Number of connections	2
Color	blue
Insulating material	PA
Inflammability class according to UL 94	V0
Rated surge voltage	8 kV
Surge voltage category	III
Insulating material group	I
Connection in acc. with standard	IEC 60947-7-1

## Feed-through terminal block - PTS 2,5 BU - 3211812

### Technical data

#### General

Nominal current $I_N$	24 A (the maximum load current must not be exceeded by the total current of all connected conductors)
Nominal voltage $U_N$	800 V
Open side panel	ja

#### Dimensions

Width	5.2 mm
Length	49 mm
Height NS 35/7,5	43 mm
Height NS 35/15	50.5 mm

#### Connection data

Conductor cross section solid min.	0.14 mm <sup>2</sup>
Conductor cross section solid max.	4 mm <sup>2</sup>
Conductor cross section AWG/kcmil min.	26
Conductor cross section AWG/kcmil max.	12
Conductor cross section stranded min.	0.14 mm <sup>2</sup>
Conductor cross section stranded max.	2.5 mm <sup>2</sup>
Min. AWG conductor cross section, stranded	26
Max. AWG conductor cross section, stranded	14
Conductor cross section stranded, with ferrule without plastic sleeve min.	0.14 mm <sup>2</sup>
Conductor cross section stranded, with ferrule without plastic sleeve max.	2.5 mm <sup>2</sup>
Conductor cross section stranded, with ferrule with plastic sleeve min.	0.14 mm <sup>2</sup>
Conductor cross section stranded, with ferrule with plastic sleeve max.	2.5 mm <sup>2</sup>
2 conductors with same cross section, stranded, TWIN ferrules with plastic sleeve, max.	0.5 mm <sup>2</sup>
Connection method	Push-in connection
Stripping length	10 mm
Internal cylindrical gage	A3

### Classifications

#### eCl@ss

eCl@ss 4.0	27141121
eCl@ss 4.1	27141121
eCl@ss 5.0	27141120
eCl@ss 5.1	27141120
eCl@ss 6.0	27141120
eCl@ss 7.0	27141120

# Feed-through terminal block - PTS 2,5 BU - 3211812

## Classifications

eCl@ss

eCl@ss 8.0	27141120
------------	----------

### ETIM

ETIM 2.0	EC000897
ETIM 3.0	EC000897
ETIM 4.0	EC000897
ETIM 5.0	EC000897

### UNSPSC

UNSPSC 6.01	30211811
UNSPSC 7.0901	39121410
UNSPSC 11	39121410
UNSPSC 12.01	39121410
UNSPSC 13.2	39121410

## Approvals

### Approvals


Approvals

UL Recognized / VDE Zeichengenehmigung / cUL Recognized / GOST / LR / GL / RS / ABS / NK / IECCEB Scheme / CSA / BV / GOST / cULus Recognized

Ex Approvals


Approvals submitted

### Approval details


UL Recognized 		
	B	C
mm <sup>2</sup> /AWG/kcmil	26-12	26-12
Nominal current I <sub>N</sub>	20 A	20 A
Nominal voltage U <sub>N</sub>	600 V	600 V

# Feed-through terminal block - PTS 2,5 BU - 3211812


## Approvals

VDE Zeichengenehmigung 

mm <sup>2</sup> /AWG/kcmil	0.2-4
Nominal current I <sub>N</sub>	24 A
Nominal voltage U <sub>N</sub>	800 V

cUL Recognized 

	B	C
mm <sup>2</sup> /AWG/kcmil	26-12	26-12
Nominal current I <sub>N</sub>	20 A	20 A
Nominal voltage U <sub>N</sub>	600 V	600 V

GOST 


LR

GL

RS

ABS


NK

IECEE CB Scheme 

mm <sup>2</sup> /AWG/kcmil	0.2-4
Nominal current I <sub>N</sub>	24 A
Nominal voltage U <sub>N</sub>	800 V


## Feed-through terminal block - PTS 2,5 BU - 3211812

### Approvals

CSA 		
	B	C
mm <sup>2</sup> /AWG/kcmil	26-12	26-12
Nominal current I <sub>N</sub>	20 A	20 A
Nominal voltage U <sub>N</sub>	600 V	600 V

BV
----

GOST 
--

cULus Recognized 
---

### Accessories

#### Accessories

#### Bridge

Plug-in bridge - FBS 2-5 - 3030161



Plug-in bridge, Number of positions: 2, Color: red

Plug-in bridge - FBS 3-5 - 3030174



Plug-in bridge, Number of positions: 3, Color: red

## Feed-through terminal block - PTS 2,5 BU - 3211812

### Accessories

Plug-in bridge - FBS 4-5 - 3030187



Plug-in bridge, Number of positions: 4, Color: red

---

Plug-in bridge - FBS 5-5 - 3030190



Plug-in bridge, Number of positions: 5, Color: red

---

Plug-in bridge - FBS 10-5 - 3030213



Plug-in bridge, Number of positions: 10, Color: red

---

Plug-in bridge - FBS 20-5 - 3030226



Plug-in bridge, Number of positions: 20, Color: red

---

Plug-in bridge - FBS 50-5 - 3038930



Plug-in bridge, Number of positions: 50, Color: red

---

### Documentation

## Feed-through terminal block - PTS 2,5 BU - 3211812

### Accessories

Mounting material - PT-IL - 3208090

Operating decal for the Push-in Technology



---

### End block

End clamp - CLIPFIX 35 - 3022218



Quick mounting end clamp for NS 35/7,5 DIN rail or NS 35/15 DIN rail, with marking option, width: 9.5 mm, color: gray

---

End clamp - CLIPFIX 35-5 - 3022276



Quick mounting end clamp for NS 35/7,5 DIN rail or NS 35/15 DIN rail, with marking option, with parking option for FBS...5, FBS...6, KSS 5, KSS 6, width: 5.15 mm, color: gray

---

End clamp - E/NS 35 N - 0800886



End clamp, width: 9.5 mm, color: gray

---

### End cover

End cover - D-ST5 2,5 - 3031762



End cover, Length: 51 mm, Width: 2.2 mm, Height: 43 mm, Color: gray

## Feed-through terminal block - PTS 2,5 BU - 3211812

### Accessories

---

Spacer plate - DP PS-5 - 3036725



Spacer plate, Color: red

---

### Insulating sleeve

Insulating sleeve - MPS-IH WH - 0201663



Insulating sleeve, Color: white

---

Insulating sleeve - MPS-IH RD - 0201676



Insulating sleeve, Color: red

---

Insulating sleeve - MPS-IH BU - 0201689



Insulating sleeve, Color: blue

---

Insulating sleeve - MPS-IH YE - 0201692



Insulating sleeve, Color: yellow

---



## Feed-through terminal block - PTS 2,5 BU - 3211812

### Accessories

Insulating sleeve - MPS-IH GN - 0201702



Insulating sleeve, Color: green

---

Insulating sleeve - MPS-IH GY - 0201728



Insulating sleeve, Color: gray

---

Insulating sleeve - MPS-IH BK - 0201731



Insulating sleeve, Color: black

---

Insulation stop sleeve - ISH 2,5/0,2 - 3002843



Insulation stop sleeve, Color: white

---

Insulation stop sleeve - ISH 2,5/0,5 - 3002856



Insulation stop sleeve, Color: gray

---

## Feed-through terminal block - PTS 2,5 BU - 3211812

### Accessories

Insulation stop sleeve - ISH 2,5/1,0 - 3002869



Insulation stop sleeve, Color: black

---

### Labeled terminal marker

Zack marker strip - ZB 5 CUS - 0824962



Zack marker strip, Can be ordered: Strip, white, Labeled according to customer specifications, Mounting type: Snap into tall marker groove, For terminal block width: 5.2 mm, Lettering field: 5.15 x 10.5 mm

---

Marker for terminal blocks - UC-TM 5 CUS - 0824581



Marker for terminal blocks, Can be ordered: By sheet, white, Labeled according to customer specifications, Mounting type: Snap into tall marker groove, For terminal block width: 5.2 mm, Lettering field: 10.5 x 4.6 mm

---

Marker for terminal blocks - UCT-TM 5 CUS - 0829595



Marker for terminal blocks, Can be ordered: By sheet, white, Labeled according to customer specifications, Mounting type: Snap into tall marker groove, Lettering field: 4.6 x 10.5 mm

---

Zack Marker strip, flat - ZBF 5 CUS - 0825025



Zack Marker strip, flat, Can be ordered: Strip, white, Labeled according to customer specifications, Mounting type: Snap into flat marker groove, For terminal block width: 5 mm, Lettering field: 5.15 x 5.15 mm

---

## Feed-through terminal block - PTS 2,5 BU - 3211812

### Accessories

#### Marker for terminal blocks - UC-TMF 5 CUS - 0824638



Marker for terminal blocks, Can be ordered: By sheet, white, Labeled according to customer specifications, Mounting type: Snap into flat marker groove, For terminal block width: 5.2 mm, Lettering field: 4.6 x 5.1 mm

---

#### Marker for terminal blocks - UCT-TMF 5 CUS - 0829658



Marker for terminal blocks, Can be ordered: By sheet, white, Labeled according to customer specifications, Mounting type: Snap into flat marker groove, For terminal block width: 5.2 mm, Lettering field: 4.4 x 4.7 mm

---

### Marker carriers

#### Marker carriers - STP 5-2-ZB - 3037643



Double marker carrier, snaps onto the spring-cage terminal blocks ST 2.5..., labeled with ZB 5 or ZBF 5

---

#### Group marker label for terminal marking - GBS-ZB/26X6 - 0809298



Group marking label, snaps onto terminal center for screw, spring-cage and quick connection terminal blocks, labeled with ESL 26x6 mm or EST 25x6 mm, in the foot part with Zack marker strip, length: 29 mm

---

### Mounting rail

#### DIN rail perforated - NS 35/ 7,5 PERF 2000MM - 0801733



DIN rail, material: steel galvanized and passivated with a thick layer, perforated, height 7.5 mm, width 35 mm, length: 2000 mm

## Feed-through terminal block - PTS 2,5 BU - 3211812

### Accessories

---

DIN rail - NS 35/ 7,5 UNPERF 2000MM - 0801681



DIN rail, material: Steel, unperforated, height 7.5 mm, width 35 mm, length: 2 m

---

DIN rail - NS 35/ 7,5 WH PERF 2000MM - 1204119



DIN rail 35 mm (NS 35)

---

DIN rail - NS 35/ 7,5 WH UNPERF 2000MM - 1204122



DIN rail 35 mm (NS 35)

---

DIN rail, unperforated - NS 35/ 7,5 AL UNPERF 2000MM - 0801704



DIN rail, unperforated, Width: 35 mm, Height: 7.5 mm, Length: 2000 mm, Color: silver

---

DIN rail - NS 35/ 7,5 ZN PERF 2000MM - 1206421



DIN rail, material: Galvanized, perforated, height 7.5 mm, width 35 mm, length: 2 m

---

## Feed-through terminal block - PTS 2,5 BU - 3211812

### Accessories

DIN rail - NS 35/ 7,5 ZN UNPERF 2000MM - 1206434



DIN rail, material: Galvanized, unperforated, height 7.5 mm, width 35 mm, length: 2 m

---

DIN rail - NS 35/ 7,5 CU UNPERF 2000MM - 0801762



DIN rail, material: Copper, unperforated, height 7.5 mm, width 35 mm, length: 2 m

---

End cap - NS 35/ 7,5 CAP - 1206560

DIN rail end piece, for DIN rail NS 35/7.5

---

DIN rail perforated - NS 35/15 PERF 2000MM - 1201730



DIN rail, material: steel galvanized and passivated with a thick layer, perforated, height 15 mm, width 35 mm, length: 2000 mm

---

DIN rail - NS 35/15 UNPERF 2000MM - 1201714



DIN rail, material: Steel, unperforated, height 15 mm, width 35 mm, length: 2 m

---

## Feed-through terminal block - PTS 2,5 BU - 3211812

### Accessories

DIN rail - NS 35/15 WH PERF 2000MM - 0806602



DIN rail 35 mm (NS 35)

---

DIN rail - NS 35/15 WH UNPERF 2000MM - 1204135



DIN rail 35 mm (NS 35)

---

DIN rail, unperforated - NS 35/15 AL UNPERF 2000MM - 1201756



DIN rail, deep drawn, high profile, unperforated, 1.5 mm thick, material: aluminum, height 15 mm, width 35 mm, length 2000 mm

---

DIN rail - NS 35/15 ZN PERF 2000MM - 1206599



DIN rail, material: Galvanized, perforated, height 15 mm, width 35 mm, length: 2 m

---

DIN rail - NS 35/15 ZN UNPERF 2000MM - 1206586



DIN rail, material: Galvanized, unperforated, height 15 mm, width 35 mm, length: 2 m

---

## Feed-through terminal block - PTS 2,5 BU - 3211812

### Accessories

DIN rail - NS 35/15 CU UNPERF 2000MM - 1201895



DIN rail, material: Copper, unperforated, 1.5 mm thick, height 15 mm, width 35 mm, length: 2 m

---

End cap - NS 35/15 CAP - 1206573



DIN rail end piece, for DIN rail NS 35/15

---

DIN rail - NS 35/15-2,3 UNPERF 2000MM - 1201798



DIN rail, material: Steel, unperforated, 2.3 mm thick, height 15 mm, width 35 mm, length: 2 m

---

### Partition plate

Partition plate - ATP-QTC - 3206209



Partition plate, Length: 64.4 mm, Width: 2 mm, Height: 46 mm, Color: gray

---

### Planning and marking software

Software - CLIP-PROJECT ADVANCED - 5146040



Multilingual software for easy planning of Phoenix Contact on DIN rails together with the integrated TRABTECH-select software module for planning comprehensive surge protection concepts.

## Feed-through terminal block - PTS 2,5 BU - 3211812

### Accessories

---

#### Software - CLIP-PROJECT PROFESSIONAL - 5146053



Multi-lingual software for terminal strip project planning. A marking module allows professional labeling of markers and labels for marking terminal blocks, conductors, cables and devices. The additionally integrated software module TRABTECH-select for planning comprehensive surge protection concepts.

---

#### Screwdriver tools

##### Screwdriver - SZF 1-0,6X3,5 - 1204517



Actuation tool, for ST terminal blocks, also suitable for use as a bladed screwdriver, size: 0.6 x 3.5 x 100 mm, 2-component grip, with non-slip grip

---

#### Terminal marking

##### Group marker label for terminal marking - GBS 5-25X12 - 0810588



Group marker label, snaps onto terminal center for screw, spring-cage and quick connection terminal blocks, labeled with a 25 x 12 mm label or manually with the B-STIFT, in the foot part with ZB 5

---

##### Zack marker strip - ZB 5 :UNBEDRUCKT - 1050004



Zack marker strip, Strip, white, Unlabeled, Can be labeled with: Plotter, Mounting type: Snap into tall marker groove, For terminal block width: 5.2 mm, Lettering field: 5.1 x 10.5 mm



## Feed-through terminal block - PTS 2,5 BU - 3211812

### Accessories

#### Marker for terminal blocks - UC-TM 5 - 0818108



Marker for terminal blocks, Sheet, white, Unlabeled, Can be labeled with: BLUEMARK CLED, BLUEMARK LED, Plotter, Mounting type: Snap into tall marker groove, For terminal block width: 5.2 mm, Lettering field: 10.5 x 4.6 mm

---

#### Marker for terminal blocks - UCT-TM 5 - 0828734



Marker for terminal blocks, Sheet, white, Unlabeled, Can be labeled with: THERMOMARK CARD PLUS, THERMOMARK CARD, BLUEMARK CLED, BLUEMARK LED, Mounting type: Snap into tall marker groove, For terminal block width: 5.2 mm, Lettering field: 4.6 x 10.5 mm

---

#### Zack Marker strip, flat - ZBF 5:UNBEDRUCKT - 0808642



Zack Marker strip, flat, Strip, white, Unlabeled, Can be labeled with: Plotter, Mounting type: Snap into flat marker groove, For terminal block width: 5 mm, Lettering field: 5.1 x 5.2 mm

---

#### Marker for terminal blocks - UC-TMF 5 - 0818153



Marker for terminal blocks, Sheet, white, Unlabeled, Can be labeled with: BLUEMARK CLED, BLUEMARK LED, Plotter, Mounting type: Snap into flat marker groove, For terminal block width: 5.2 mm, Lettering field: 4.6 x 5.1 mm

---

#### Marker for terminal blocks - UCT-TMF 5 - 0828744



Marker for terminal blocks, Sheet, white, Unlabeled, Can be labeled with: THERMOMARK CARD PLUS, THERMOMARK CARD, BLUEMARK CLED, BLUEMARK LED, Mounting type: Snap into flat marker groove, For terminal block width: 5.2 mm, Lettering field: 4.4 x 4.7 mm

---

#### Test plug terminal block

## Feed-through terminal block - PTS 2,5 BU - 3211812

### Accessories

Test plugs - MPS-MT - 0201744



Test plugs, Color: silver

---

Test adapter - PAI-4-FIX-5/6 BU - 3035975



Test adapter, for 4 mm Ø safety test plugs, latches into the bridge shaft; color: Blue

---

Test adapter - PAI-4-FIX-5/6 OG - 3035974



Test adapter, for 4 mm Ø safety test plugs, latches into the bridge shaft; color: Orange

---

Test adapter - PAI-4-FIX-5/6 YE - 3035977



Test adapter, for 4 mm Ø safety test plugs, latches into the bridge shaft; color: Yellow

---

Test adapter - PAI-4-FIX-5/6 RD - 3035976



Test adapter, for 4 mm Ø safety test plugs, latches into the bridge shaft; color: Red

---

## Feed-through terminal block - PTS 2,5 BU - 3211812

### Accessories

Test adapter - PAI-4-FIX-5/6 GN - 3035978



Test adapter, for 4 mm Ø safety test plugs, latches into the bridge shaft; color: Green

---

Test adapter - PAI-4-FIX-5/6 BK - 3035980



Test adapter, for 4 mm Ø safety test plugs, latches into the bridge shaft; color: Black

---

Test adapter - PAI-4-FIX-5/6 GY - 3035982



Test adapter, for 4 mm Ø safety test plugs, latches into the bridge shaft; color: Gray

---

Test adapter - PAI-4-FIX-5/6 VT - 3035979



Test adapter, for 4 mm Ø safety test plugs, latches into the bridge shaft; color: Violet

---

Test adapter - PAI-4-FIX-5/6 BN - 3035981



Test adapter, for 4 mm Ø safety test plugs, latches into the bridge shaft; color: Brown

---

## Feed-through terminal block - PTS 2,5 BU - 3211812

### Accessories

Test adapter - PS-5 - 3030983



Test adapter, Color: red

---

Test plugs - PS-5/2,3MM RD - 3038723



Test plugs, Color: red

---

### Drawings

Circuit diagram

