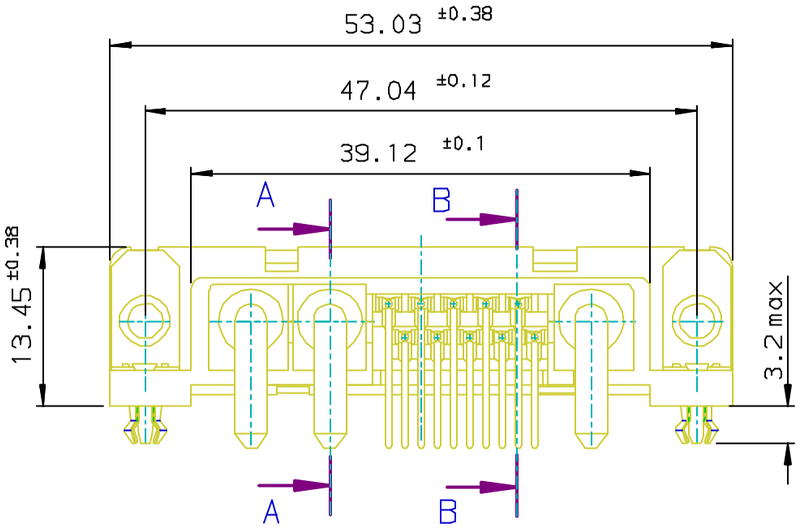

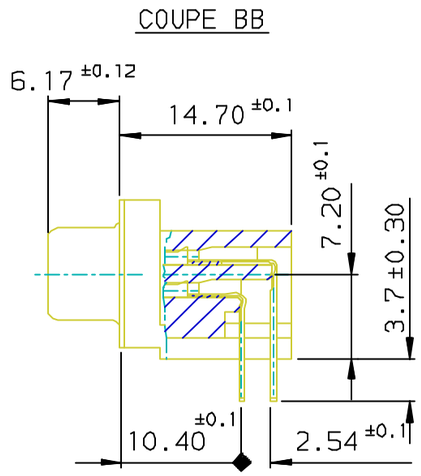

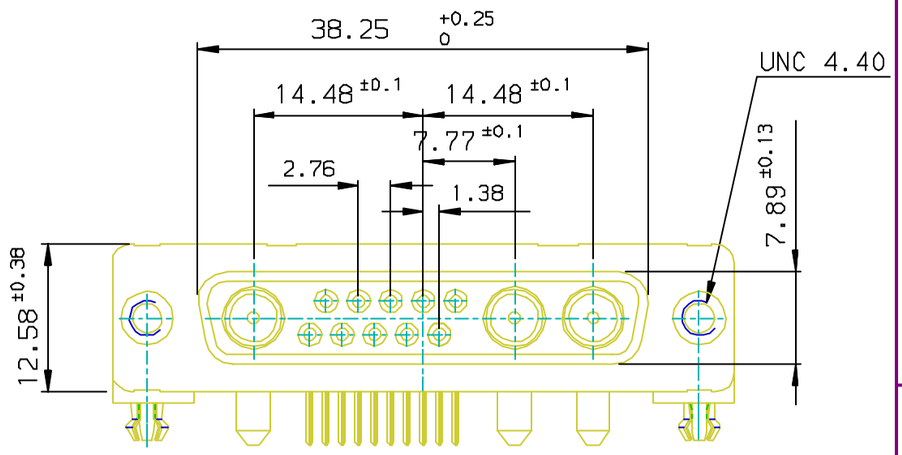

FOR ROHS DETAILS REFER DWG.NO:C01-8646-0000

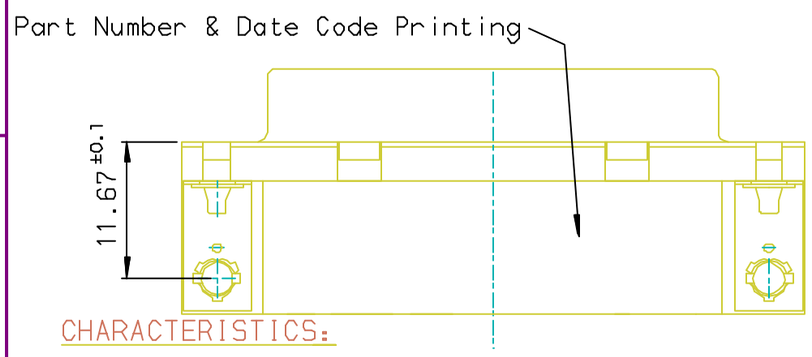

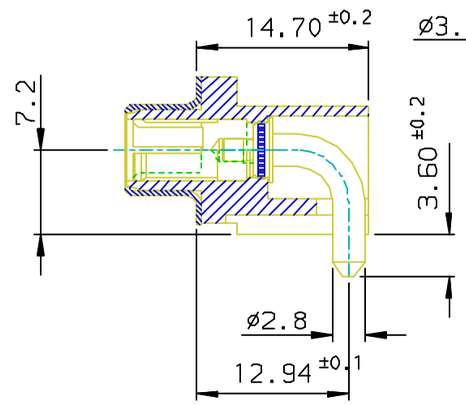

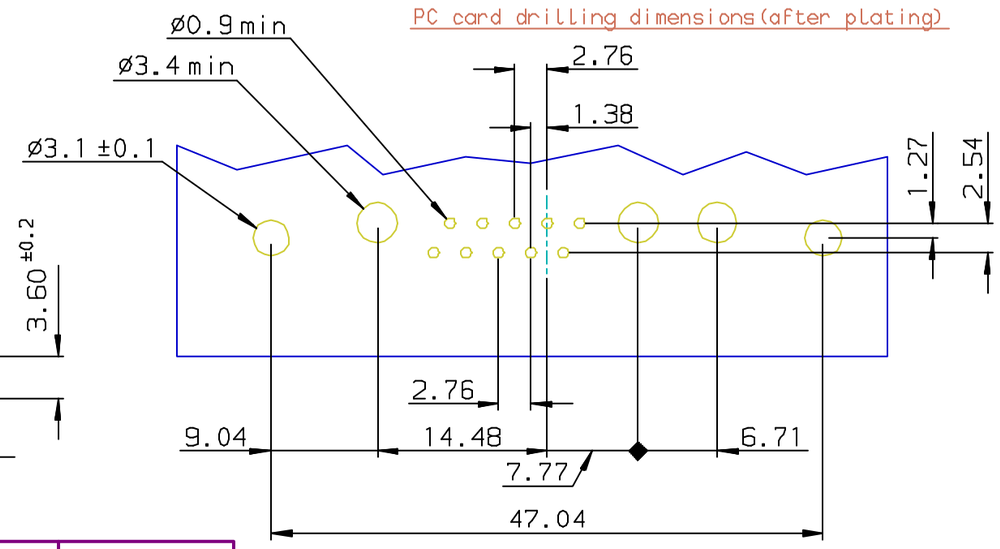

CHARACTERISTICS:

Max current powers contacts :	40A per standard contact
Max current rating:	7.5A per standard contact
Dielectric withstanding voltage:	1000V minimum
Insulation resistance:	≥5000Mo
Contact resistance:	≤10mo
Mating and unmating Forces:	conform to MILC24308
Material of -insulator:	black polyester class UL 94 V-0
-shell:	Steel
-contact:	brass for power phosphor bronze for standard
-harpoons	phosphor bronze
-metal plate	brass
-threaded inserts	brass
Plating of -shell and accessories	tin/Zinc Cr3
-contact:	
mating area;	Ni 0.8µmini + Au0.4µmini
termination area;	Ni 0.8µmini + Sn Pb 2µmini
Temperature range:	-55°C,+125°C
harpoon for PC board thickness from 1.6mm to 1.8mm	

D13W3S17B5GX3C**	40 A
PART NUMBER	POWER type

LF FOR LEAD FREE

rev	ecn no	dr	date
B	105-0124	JS	2005/07/27
C	106-0074	SK	2006/06/08
-	-	-	-
-	-	-	-
-	-	-	-
-	-	-	-
-	-	-	-

European Views

www.fciconnect.com

surface ISO 1302 | tolerance std ISO 406 ISO 1101 | projection | mm

TOLERANCES UNLESS OTHERWISE SPECIFIED

Dr	JOHN SLEEBA	1997/05/15	ANGULAR	LINEAR	0.X	±0.1	size A3
Eng	GEORGE VJ	1997/05/15			0.XX	±0.1	Scale 1:1
Chr	GEORGE VJ	2005/07/27	0.XX° ±1°		0.XXX	±0.1	ECN -
Appr	KVSD	2005/07/27	Product family			D-SUB	Spec ref -

title: FEMALE CONNECTOR 13W3 DELTA D with power contacts

dwg no: C01-8646-0548 | Rev. C

catalog no: DELTA-D | CUSTOMER | sheet 1 of 1

Copyright FCI.

REV F - 2006-04-17

PDM: Rev:C STATUS:Released Printed: Jan 18, 2011