

Printed-circuit board connector - DFK-MSTBVA 2,5/10-GF-5,08 - 1899362

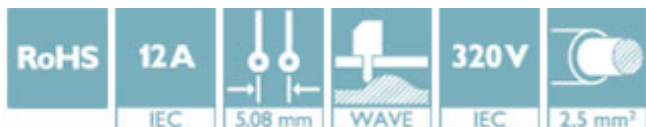
Please be informed that the data shown in this PDF Document is generated from our Online Catalog. Please find the complete data in the user's documentation. Our General Terms of Use for Downloads are valid (<http://phoenixcontact.com/download>)




Feed-through header, nominal current: 12 A, rated voltage (III/2): 320 V, number of positions: 10, pitch: 5.08 mm, color: green, contact surface: Tin, mounting: Wave soldering

Why buy this product

- Inside: with horizontal or vertical solder connection
- Inside of the housing is protected against dust by the seal provided
- Mounting from the inside of the device through the housing panel
- Headers for assembly in a device/housing panel
- Cable connection on the inside of the device enables flexible positioning of the panel feed-through
- Free choice – permanent solder connection or standardized slip-on connection
- Maximum flexibility when it comes to device design – one header for connectors with different connection technologies



Key Commercial Data

Packing unit	50 STK
GTIN	 4 017918 186388
GTIN	4017918186388

Technical data

Dimensions

Length [l]	12 mm
Pitch	5.08 mm
Dimension a	45.72 mm
Constructional height	19 mm
Length of the solder pin	3.9 mm
Length	12 mm

General

Range of articles	DFK-MSTBVA 2,5/..-GF
-------------------	----------------------

Printed-circuit board connector - DFK-MSTBVA 2,5/10-GF-5,08 - 1899362

Technical data

General

Insulating material group	IIIa
Rated surge voltage (III/3)	4 kV
Rated surge voltage (III/2)	4 kV
Rated surge voltage (II/2)	4 kV
Rated voltage (III/3)	250 V
Rated voltage (III/2)	320 V
Rated voltage (II/2)	400 V
Connection in acc. with standard	EN-VDE
Nominal current I_N	12 A
Maximum load current	12 A
Insulating material	PBT
Flammability rating according to UL 94	V0
Color	green
Number of positions	10

Standards and Regulations

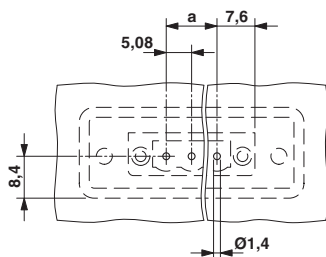
Connection in acc. with standard	EN-VDE
	CUL
Flammability rating according to UL 94	V0

Environmental Product Compliance

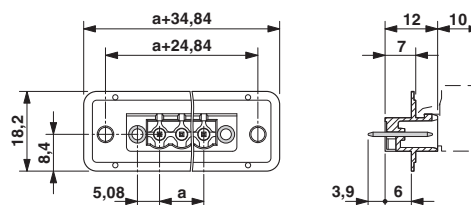
REACH SVHC	Lead 7439-92-1
China RoHS	Environmentally Friendly Use Period = 50
	For details about hazardous substances go to tab "Downloads", Category "Manufacturer's declaration"

Drawings

Drilling diagram

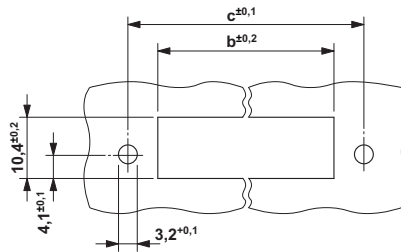


Dimensional drawing



Printed-circuit board connector - DFK-MSTBVA 2,5/10-GF-5,08 - 1899362

Dimensional drawing



Dimension b: 10.49 mm + (no. of pos. x 5.08 mm)
 Dimension c: Dim. b + 9.27 mm

Approvals

Approvals

Approvals

VDE Gutachten mit Fertigungsüberwachung / IECCEB Scheme / cULus Recognized / EAC

Ex Approvals

Approval details

VDE Gutachten mit Fertigungsüberwachung		http://www2.vde.com/de/Institut/Online-Service/VDE-gepruefteProdukte/Seiten/Online-Suche.aspx	40004701
Nominal voltage UN	250 V		
Nominal current IN	12 A		

IECEE CB Scheme		http://www.iecee.org/	DE1-58978-B1B2
Nominal voltage UN	250 V		
Nominal current IN	12 A		

cULus Recognized		http://database.ul.com/cgi-bin/XYVV/template/LISEXT/1FRAME/index.htm	E60425-19931011
Nominal voltage UN	D	B	
	300 V	300 V	

Printed-circuit board connector - DFK-MSTBVA 2,5/10- GF-5,08 - 1899362

Approvals

	D	B
Nominal current I _N	10 A	12 A

EAC		B.01742
-----	---	---------

Phoenix Contact 2018 © - all rights reserved
<http://www.phoenixcontact.com>

PHOENIX CONTACT GmbH & Co. KG
Flachsmarktstr. 8
32825 Blomberg
Germany
Tel. +49 5235 300
Fax +49 5235 3 41200
<http://www.phoenixcontact.com>