



<b>ACCESSORIES</b>	<b>HL RELAYS</b> (Sockets and DIN rail terminal socket)
--------------------	--

### FEATURES

1. HL relay connection accessories include plug-in sockets, PC board sockets, and terminal socket for DIN rails.

2. Certified by UL and CSA

3. A hold-down clip is included in the package.



The fixing method is the same as for HL sockets, HC sockets and ordinary HC terminal sockets.

HC/HL-LEAF-SPRING-MK

### TYPES

#### 1. Sockets

Type	No. of poles	Item	Part No.
Plug-in socket	1-pole	HL1 socket	HL1-SS-K
	2-pole	HL2 socket	HL2-SS-K
PC board socket	1-pole	HL1 PC board socket	HL1-PS-K
	2-pole	HL2 PC board socket	HL2-PS-K

Standard packing: Carton: 20 pcs.; Case: 200 pcs.

#### 2. Terminal sockets

Type	No. of poles	Item	Part No.
DIN rail terminal socket	1/2-pole (common)	HK2-DIN rail terminal socket	AHKA21
		HK2-DIN rail terminal socket (Finger protect type)	AHKA21P

Standard packing: Carton: 10 pcs.; Case: 100 pcs.

### RATING

#### Specifications (Sockets and DIN rail terminal sockets)

Item	Performance					
	HL1 Plug-in socket	HL1 PC board socket	HL2 Plug-in socket	HL2 PC board socket	HK2-DIN rail terminal socket	HK2-DIN rail terminal socket (Finger protect type)
Contact arrangement	1 Form C (1-pole)		2 Form C (2-pole)		2 Form C (1/2-pole common)	
Max. continuous current (Ambient temperature: -50 to +70°C -58 to +158°F)	10A	10A	10A	10A	15A	15A
Breakdown voltage (Initial)	Between open contacts	2, 000 Vrms for 1 min. (Detection current: 10mA)				
	Between contact sets					
	Between contact and coil					
Initial insulation resistance	100 MΩ between each terminal (500V DC)					

Note: When using a 1-pole HL relay on 1 Form C socket (HL1 Plug-in and HL1 PC board), please use within a range that does not exceed the max. continuous current (10A).

# HL RELAY ACCESSORIES

## DIMENSIONS (mm inch)

The CAD data of the products with a **CAD Data** mark can be downloaded from: <http://industrial.panasonic.com/ac/e/>

### 1. Plug-in type sockets

**CAD Data**

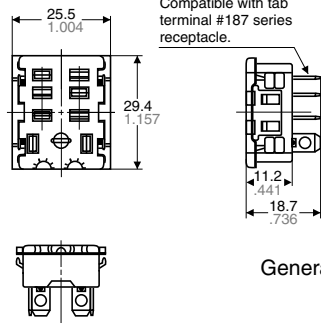


HL1 Socket (HL1-SS-K)



HL2 Socket (HL2-SS-K)

#### HL1 socket External dimensions



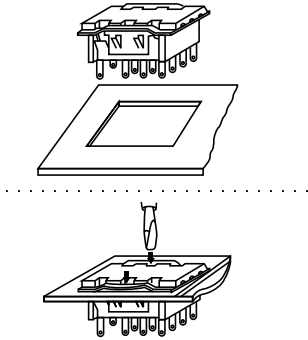
Note: The external and mounting dimensions of HL2 socket are the same for HL1 socket types. Only the number of terminals varies.

#### Hold-down clip

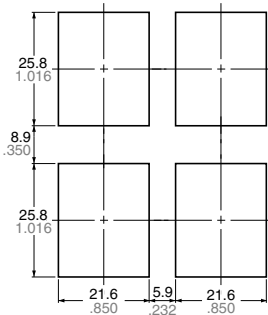


Hold-down clip is packaged with the socket.  
(Applied to HC sockets and ordinary HC terminal sockets)

#### Mounting hole diagram



#### Side-by-side installation



- Notes: 1. Applicable chassis board thickness is 1.0 to 2.0 mm.  
2. Installation is easy by inserting the socket from the top into the holes and by depressing the two down arrows on the retention fitting from the front.

### 2. PC board type sockets

**CAD Data**

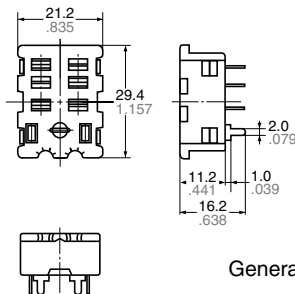


HL1 PC board type socket (HL1-PS-K)



HL2 PC board type socket (HL2-PS-K)

#### HL2 PC board type socket External dimensions



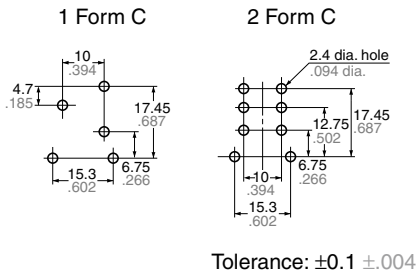
Note: The external and mounting dimensions of HL2 PC board type socket are the same for HL1 PC board type socket. Only the number of terminals varies.

#### Hold-down clip

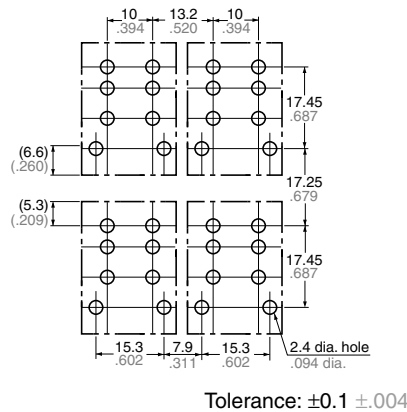


Hold-down clip is packaged with the socket.  
(Applied to HC sockets and ordinary HC terminal sockets)

#### PC board pattern (Bottom view)

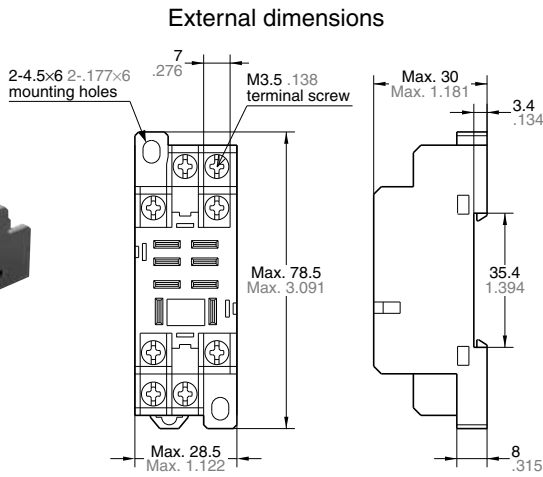


#### Side-by-side installation (For 2 Form C)

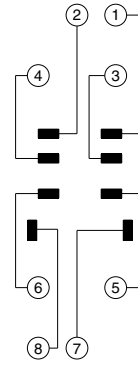


## 3. HK2-DIN rail terminal socket (AHKA21)

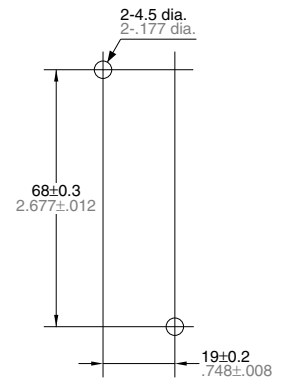
**CAD Data**



**Schematic**



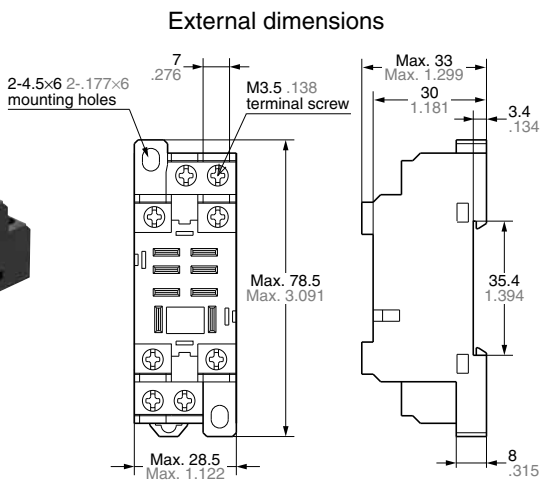

**Mounting hole dimensions**



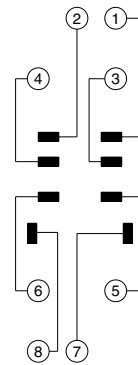
General tolerance:  $\pm 0.5 \pm .020$

## 4. HK2-DIN rail terminal socket (Finger protect type) (AHKA21P)

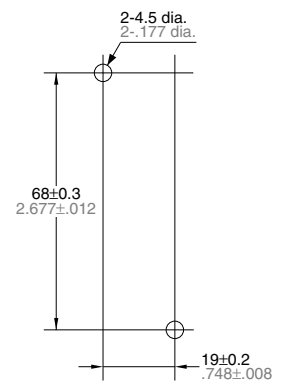
**CAD Data**



**Schematic**



**Mounting hole dimensions**



General tolerance:  $\pm 0.5 \pm .020$

Note: Round type terminal is unable to attach.