

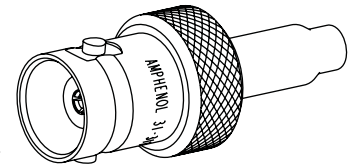
NOTES:

1. MATERIALS AND FINISHES:
 BODY, LOCK RING & SPACER - BRASS, NICKEL PLATING
 CONTACT - PHOSPHOR BRONZE, GOLD PLATING
 INSULATORS - PTFE, NATURAL
 FERRULE - COPPER, NICKEL PLATING
2. ELECTRICAL:
 A. IMPEDANCE: 50 OHM
 B. FREQUENCY RANGE: DC - 4 GHz
 C. DIELECTRIC WITHSTANDING VOLTAGE: 1500 VRMS, MIN.
3. MECHANICAL:
 A. DURABILITY: 500 CYCLES MIN.
 B. TEMPERATURE RANGE: -65° C TO +165° C
4. PACKAGING:
 A. QUANTITY: SINGLE PACK
 B. MARKING: BAG TO BE MARKED
 "AMPHENOL RF, 31-317, AND DATE CODE"

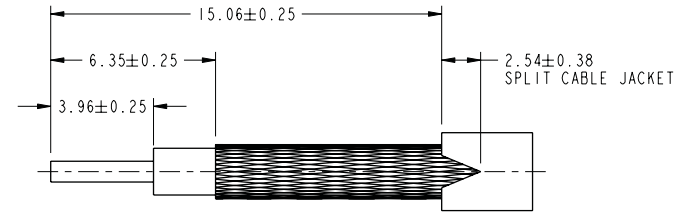
5. CABLE ASSEMBLY INSTRUCTIONS:
- A. TRIM CABLE AS SHOWN.
 - B. SLIDE SPACER AND INSULATOR ONTO THE CABLE.
 - C. CRIMP CONTACT PIN TO CABLE WITH AMPHENOL TOOL 227-944 (M22520/5-01) AND DIE SET 227-1221-09, CAVITY 'B' (M22520/5-09, CLOSURE 'B').
 - D. CRIMP FERRULE TO CABLE, CRIMP WITH AMPHENOL TOOL 227-944 (M22520/5-01) AND DIE SET 227-1221-09, CAVITY 'A' (M22520/5-09, CLOSURE 'A'), 0.178" HEX.
- 6 SHOWS CABLE ENTRY DIMENSIONS.

THIRD ANGLE PROJ.

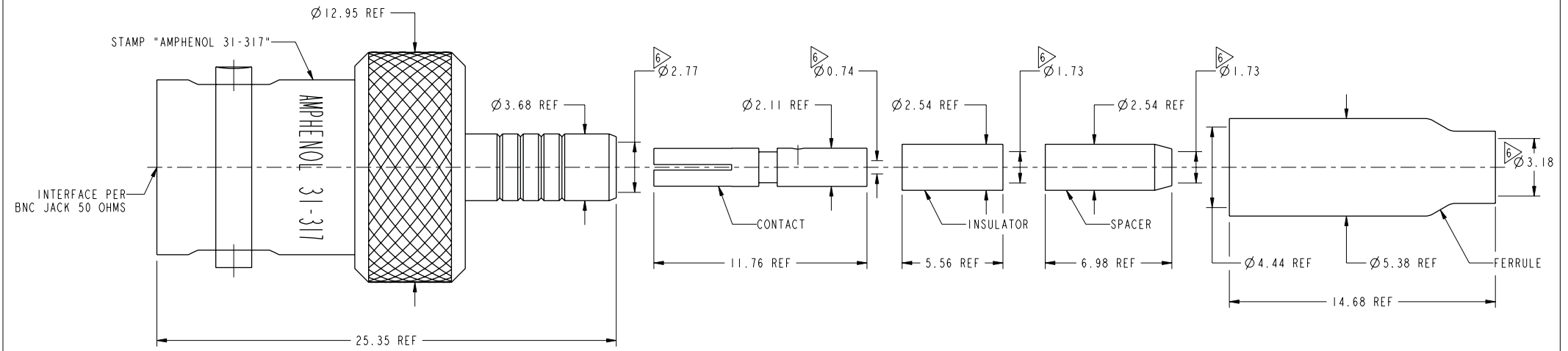
REVISIONS				
REV	DESCRIPTION	DATE	ECO	APPR
A2	SEE SHEET 1	29-Oct-02	--	TONY
T	REDRAWN TO UPDATE FORMAT	13-Nov-08	47247	--
U	REDRAWN IN PRO-E	19-May-15	49786	MD



SCALE 2.200



RECOMMENDED CABLE STRIPPING DIMENSIONS



CUSTOMER OUTLINE DRAWING
 ALL OTHER SHEETS ARE FOR INTERNAL USE ONLY

UNLESS OTHERWISE SPECIFIED, DIMENSIONS ARE IN METRIC AND TOLERANCES ARE: <0.5mm ±0.05mm 0.5 - 6mm ±0.1mm 6 - 30mm ±0.2mm 30 - 120mm ±0.3mm ANGLES ±1° NOTICE - These drawings, specifications, or other data (1) are, and remain the property of Amphenol Corp. (2) must be returned upon request; and (3) are confidential and not to be disclosed to any person other than those to whom they are given by Amphenol Corp. the furnishing of these drawings, specifications, or other data by Amphenol Corp., or to any other person to anyone for any purpose is not to be regarded by implication or otherwise in any manner licensing, granting rights to permitting such holder or any other person to manufacture, use or sell any product, process or design, patented or otherwise, that may in any way be related to or disclosed by said drawings, specifications, or other data.	MATERIAL	DRAWN	DATE	TITLE		Amphenol RF www.amphenolrf.com	
	SEE NOTES	A ARUN PRABU	14-Nov-13	IMPROVED QUICK CRIMP BNC STR JACK FOR RG-174/U RG-188/U CABLE			
	REFERENCE EAR #	ENGINEER RICHIER	DATE 30-Oct-02	APPROVED TONY	DATE 30-Oct-02	SCALE: 4.8:1.0 SHEET 2 OF 2	DRAWING NO. 31-317
	CONFIGURATION LEVEL: In Work	FINISH	CAD FILE			DWG SIZE B REV U	ITEM NO. 31-317 PART NO. 31-317