



ENCAPSULATED TELECOMMUNICATION MODEM COUPLING TRANSFORMER
COMPATIBLE WITH V.90 TECHNOLOGIES

MODEL NUMBER
TTC-5012

REV. Status
REVISION - 12/10/01 MP
REVISION A REV'D DIMS 03/10/04 MP
REVISION B DEL SAFETY EN60950 ADDED RoHS 04/19/04 MP
REVISION C ADDED "A" CLASS TO MARKING NOTE. REV'D PIN DIMS 05/16/06 MP

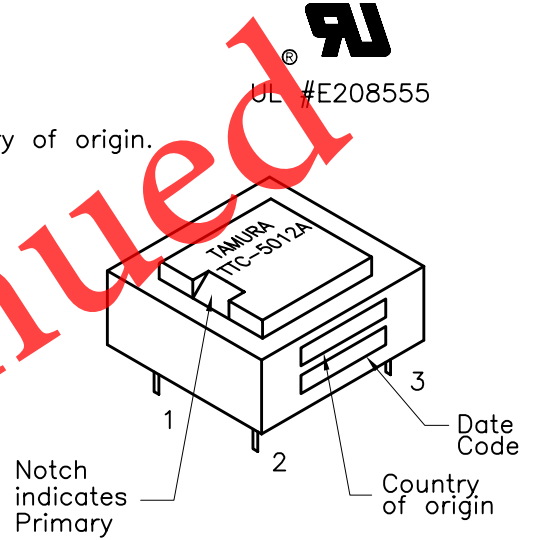
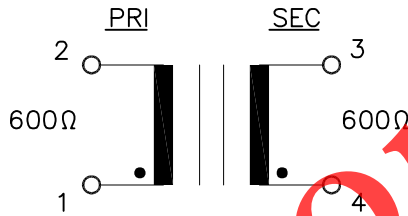
- A. Electrical Specifications (@ 25°C)
- Pri Source Impedance; 600Ω
 - Sec Load Impedance; 600Ω
 - Insertion Loss;
0.75dB MAX, 1KHz, 0dBm
 - Frequency Response (relative to 1 KHz)
±0.50dB 200Hz to 4KHz @ 0dBm
 - Longitudinal Balance;
60dB MIN @ 200Hz to 1KHz
40dB MIN @ 1KHz to 4KHz
 - Return Loss; 20dB MIN @ 1KHz, 0dBm
 - DC Resistance;
(1-2) = 25Ω ±10%
(3-4) = 21Ω ±10%
 - Turns Ratio; (1-2):(4-3) = 1:1.00±2%
 - Dielectric Strength;
3750Vrms 1 second Pri to Sec
 - Total Harmonic Distortion:
-70dB MAX @ 600Hz, -10dBm (-76.0dB TYP)



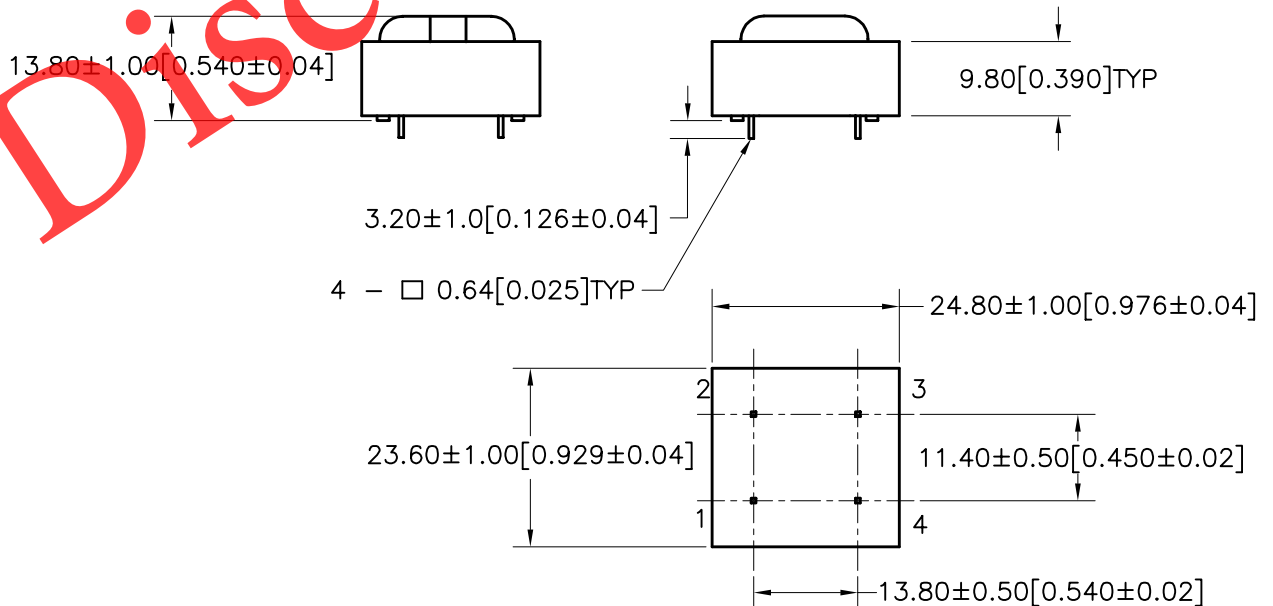
B. Marking; TTC-5012A, TAMURA, date code and country of origin.
"A" designates UL approved family classification.

C. Safety: UL 1950 3rd Edition, UL60950

D. Schematic Diagram



E. Mechanical Specifications



PREPARED BY:
K. BRENNAN

ENGINEER:
M. PITCHAI

QUALITY CONTROL:
T. CLEM

APPROVED:
Y. SEKIGUCHI

DWG CONTROL NO. REV
P-A1-12744 C
ACAD\TTC\A1127441.DWG

CONTENTS OF THIS DRAWING ARE
SUBJECT TO CHANGE WITHOUT
PRIOR NOTICE

MODEM COUPLING TRANSFORMER
TAMURA CORPORATION OF AMERICA
43352 BUSINESS PARK DRIVE, TEMECULA, CA. 92590-6624
(951) 699-1270 FAX 9516769482

TTC-5012

MODEL SPECIFICATION

DIM: mm [In] SCL: 1/1 SH: 1 OF 1

PROPRIETARY NOTICE: THIS DRAWING PRINT OR DOCUMENT AND SUBJECT MATTER DISCLOSED HEREIN ARE PROPRIETARY ITEMS TO WHICH TAMURA
RETAINS THE EXCLUSIVE RIGHT OF DISSEMINATION, REPRODUCTION, MANUFACTURE AND SALE. THIS DRAWING, PRINT OR DOCUMENT IS SUBMITTED IN
CONFIDENCE FOR CONSIDERATION BY THE RECIPIENT ALONE UNLESS PERMISSION FOR FURTHER DISCLOSURE IS EXPRESSLY GRANTED IN WRITING.