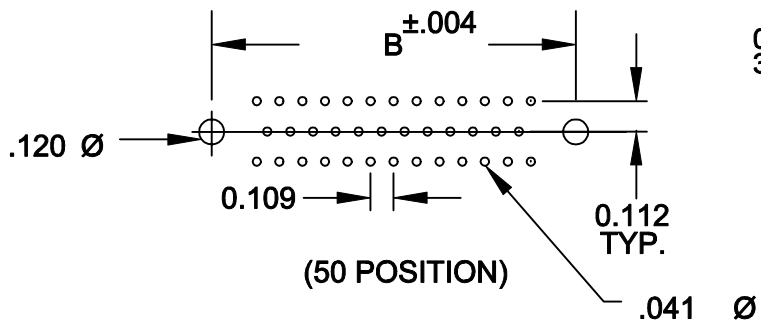
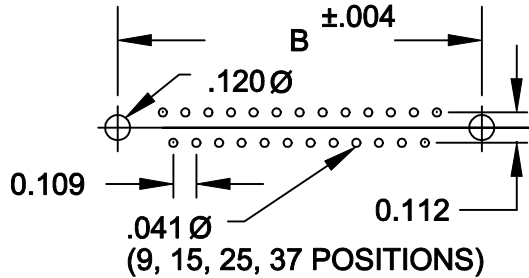
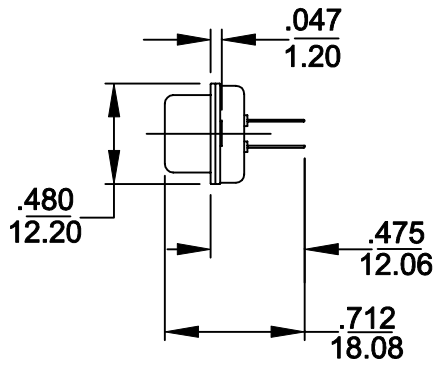
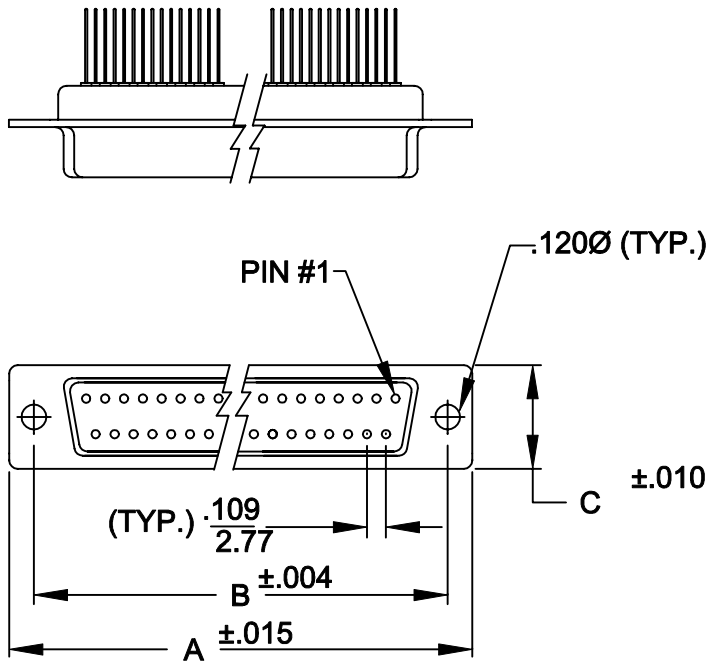


DESCRIPTION: DIP SOLDER FILTERED D-SUB



	A	B	C
9	1.204	.984	.480
	30.60	25.00	12.20
15	1.535	1.312	.480
	39.00	33.30	12.20
25	2.078	1.850	.480
	52.80	47.00	12.20
37	2.724	2.500	.480
	69.20	63.50	12.20
50	2.622	2.405	.598
	66.60	61.10	15.2

477-XXX-212-XX1

SERIES _____

POSITIONS _____

009

015

025

037

050

GENDER _____

1 = MALE

2 = FEMALE

TERMINATION _____

1 = VERTICAL DIP SOLDER

SHELL PLATING _____

2 = TIN

HARDWARE OPTIONS _____

00 = NO HARDWARE

31 = 4-40 THREADED INSERT

PLATING OPTIONS _____

1 = GOLD FLASH

SPECIFICATIONS:

MATERIALS:

SHELL: STEEL, TIN PLATED
 INSULATOR: UL 94V-0 RATED PBTP
 GLASS-FIBER REINFORCED

ELECTRICALS:

INDIVIDUAL CAPACITOR VALUE = 1000 pF
 OTHER VALUES AVAILABLE: CONSULT FACTORY
 CURRENT RATING: 5 AMPS
 CONTACT RESISTANCE: <10 mOHMS
 INSULTOR RESISTANCE: 1000 OHMS
 VOLTAGE: 1 KV / AC
 TEMPERATURE: -55°C TO +125°C

	THESE DRAWINGS AND SPECIFICATIONS ARE THE PROPERTY OF NorComp AND SHALL NOT BE REPRODUCED, COPIED OR USED AS THE BASIS FOR THE MANUFACTURE OF SALE OF APPARATUS WITHOUT WRITTEN PERMISSION.	DRAWN: WAYNE ROBBINS CHECKED:	DATE: 9-03-98 DATE:
	NorComp	SCALE: 1:1 DWG NO. 477-XXX-212-001	SHEET 1 OF 1 REV 2