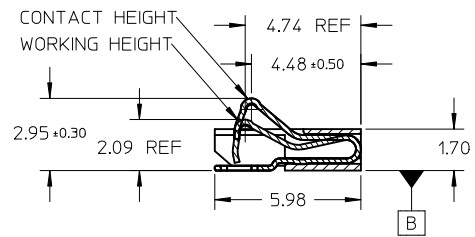
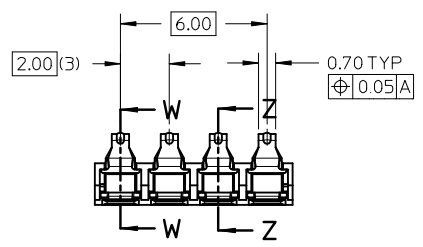
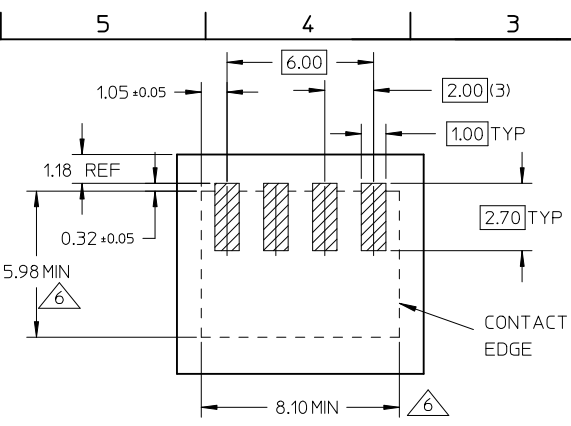
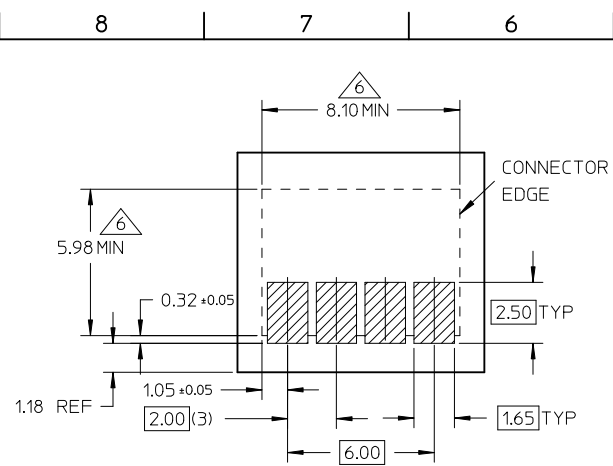
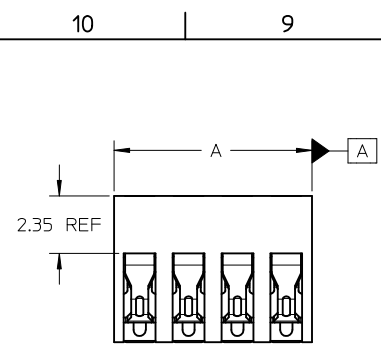
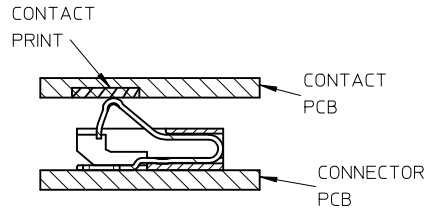


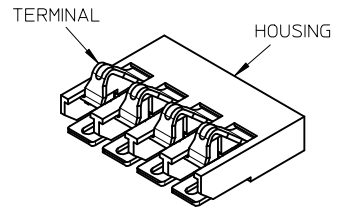
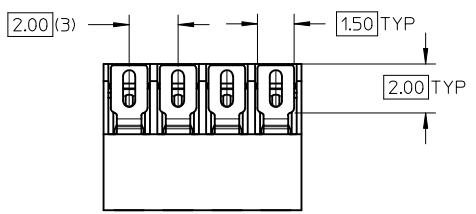
ASS. P/N	CKTS	A	B
47417-1001	2	4.10	2.00
47417-2001	3	6.10	4.00
47417-0001	4	8.10	6.00



SECTION Z-Z



SECTION W-W



- NOTE:
- MATERIAL:
HOUSING: HIGH TEMPERATURE THERMOPLASTIC, COLOR :BLACK
TERMINAL: COPPER ALLOY.
 - FINISH:
CONTACT AREA: 0.75 MICRON GOLD MIN OVER 1.25 MICRON NICKEL MIN.
SOLDER AREA: GOLD FLASH (0.075~0.125 MICRON) OVER 1.25 MICRON NICKEL MIN. REST AREA: 1.25 MICRON NICKEL MIN.
 - COPLANARITY: 0.1 MAX AMONG THESE SOLDER TAILS.
 - PRODUCT SPECIFICATION: PS-47182-001
 - WORKING HEIGH: 2.10mm REF.
 - CONNECTOR KEEP-OUT ZONE

DRAWING UPDATE	EC NO: S2012-0173	DRWN:LKCHEW 2011/09/16	CHKD: 2011/10/27	APPR: SHONG 2011/10/27
REV		DESCRIPTION		
B				

QUALITY SYMBOLS	
▽ = 0	
▽ = 0	

GENERAL TOLERANCES (UNLESS SPECIFIED)	
4 PLACES ± --- ± ---	mm INCH
3 PLACES ± --- ± ---	
2 PLACES ± 0.15 ± ---	
1 PLACE ± 0.20 ± ---	
ANGULAR ± 2 °	
DRAFT WHERE APPLICABLE	
MUST REMAIN WITHIN DIMENSIONS	

SCALE	5:1
DESIGN UNITS	METRIC
DIMENSION STYLE	MM ONLY
DRAWN BY	LHSHEN
DATE	2006/02/18
CHECKED BY	XU XIANG
DATE	2006/04/06
APPROVED BY	JENNY
DATE	2006/04/14

THIRD ANGLE PROJECTION	REVISE ON CAD ONLY
TITLE	2.0MM PITCH 4 CIRCUITS 0.7MM CONTACT WIDTH BATTERY CONNECTOR
MATERIAL NO.	SEE TABLE
DOCUMENT NO.	SD-47417-001
SHEET NO.	1 OF 1