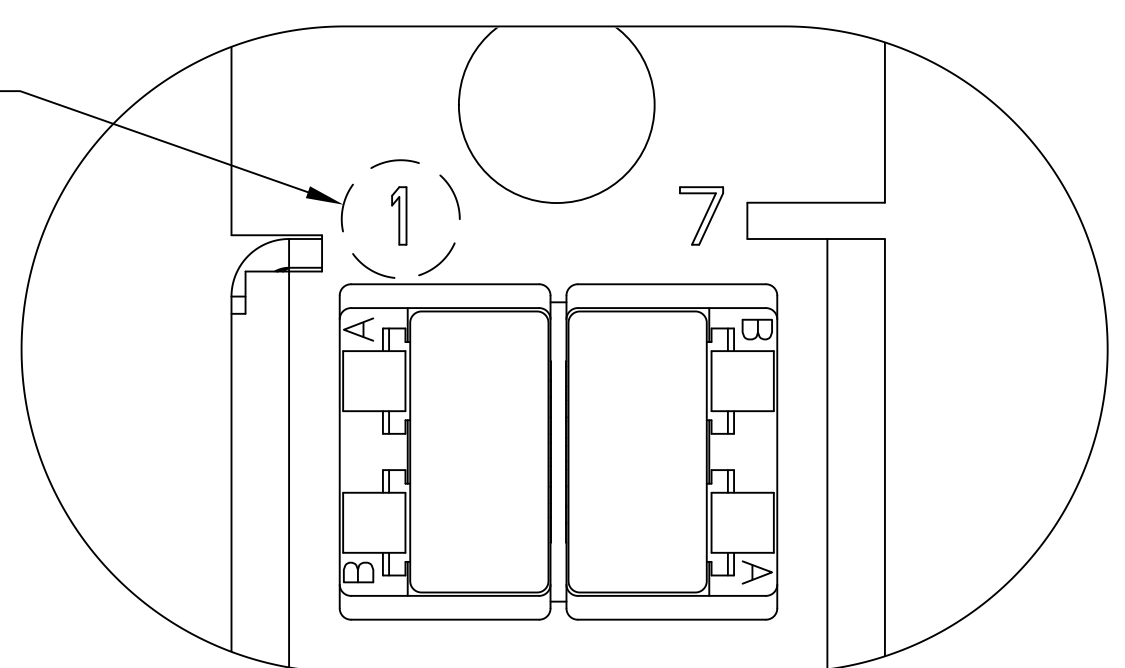
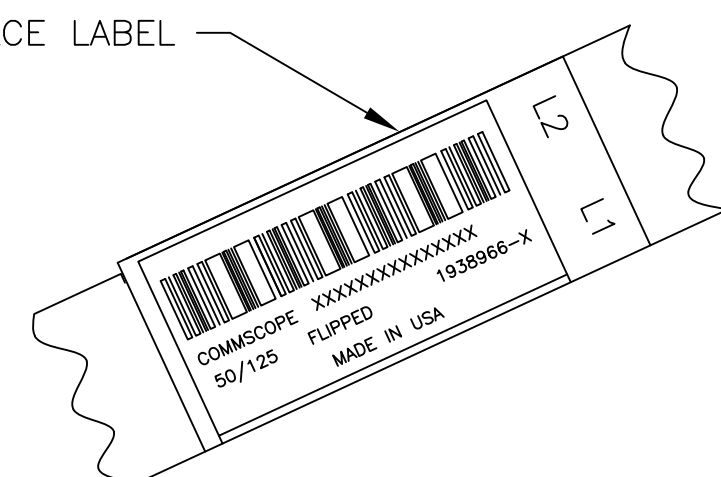
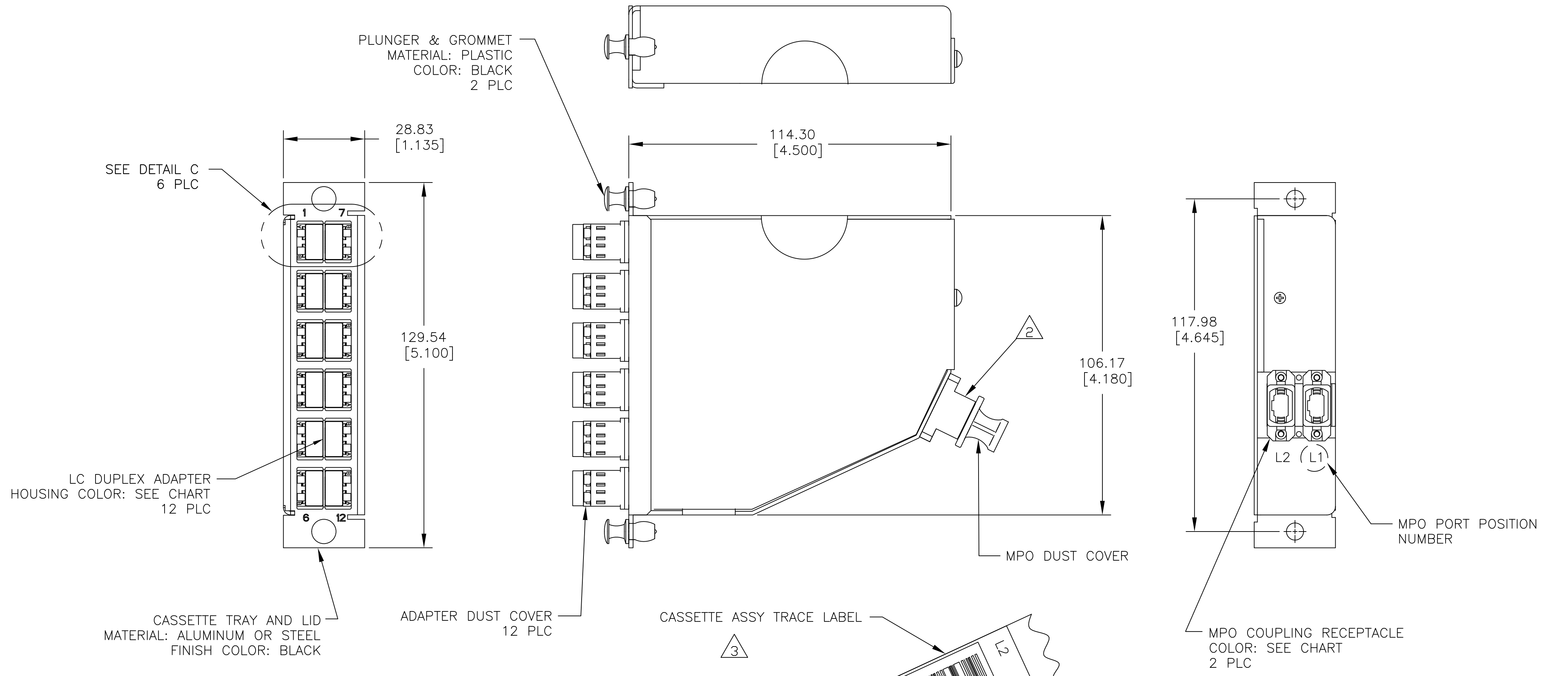


THIS DRAWING IS UNPUBLISHED. RELEASED FOR PUBLICATION
 © 2016 Commscope, INC. Confidential NOTICE: These drawings and specifications are the proprietary property of COMMSCOPE, INC. and may be used only for the specific purpose authorized in writing by COMMSCOPE, INC.

REVISIONS					
P	LTR	DESCRIPTION	DATE	DWN	APVD
C		ECN 8000019630 - REBRANDING	31JAN2017	OV	LS



DETAIL C

THIS DRAWING IS A CONTROLLED DOCUMENT.		DWN J.W.DAVIS 20FEB07	COMMSCOPE, INC.
DIMENSIONS: mm		CHK D.FENNEL 20FEB07	
TOLERANCES UNLESS OTHERWISE SPECIFIED:		APVD D.FENNEL 20FEB07	NAME CASSETTE ASSEMBLY, 24 FIBER 50/125um MPO - LC PAIRS FLIPPED
0 PLC ± -	1 PLC ± -	PRODUCT SPEC	SIZE A2
2 PLC ± -	3 PLC ± -	APPLICATION SPEC	DRAWING NO C=1938966
4 PLC ± -	ANGLES ± -	WEIGHT	RESTRICTED TO
FINISH		CUSTOMER DRAWING	SCALE
			SHEET 1 of 2
			REV C

1938966

THIS DRAWING IS UNPUBLISHED. RELEASED FOR PUBLICATION
 © 2016 Commscope, INC. Confidential NOTICE: These drawings and specifications are the proprietary property of COMMSCOPE, INC. and may be used only for the specific purpose authorized in writing by COMMSCOPE, INC.

REVISIONS				
P	LTR	DESCRIPTION	DATE	APVD
-	-	SEE SHEET 1	-	-


1. MAXIMUM CASSETTE ASSEMBLY LOSS: 1.25dB.

2. WHITE MARKING ON MPO TO BE FACING TOWARD TOP OF CONNECTOR MODULE. WHITE MARK INDICATES FIBER 1 SIDE

3. SEE TRACE LABEL DETAIL

4. A COPY OF CASSETTE ASSEMBLY LOSS TEST DATA WILL BE PLACED INSIDE OR WITH THE UNIT PACKAGE. CASSETTES WILL BE TESTED AT 1300nm WAVELENGTH.

5. PRODUCT AND PROCESSING MUST MEET REQUIREMENTS OF COMMSCOPE STANDARD TEC-138-702.



FIBER PATH – PAIRS FLIPPED

MPO L1 PORT POSITION NO	MPO L2 PORT POSITION NO	LC PORT POSITION NO
1	-	1A
2	-	1B
3	-	2A
4	-	2B
5	-	3A
6	-	3B
7	-	4A
8	-	4B
9	-	5A
10	-	5B
11	-	6A
12	-	6B
-	1	7A
-	2	7B
-	3	8A
-	4	8B
-	5	9A
-	6	9B
-	7	10A
-	8	10B
-	9	11A
-	10	11B
-	11	12A
-	12	12B

BLACK STANDARD	AQUA SECURE	1-1938966-1
BLACK STANDARD	SLATE SECURE	1-1938966-0
BLACK STANDARD	ROSE SECURE	1938966-9
BLACK STANDARD	VIOLET SECURE	1938966-8
BLACK STANDARD	BROWN SECURE	1938966-7
BLACK STANDARD	ORANGE SECURE	1938966-6
BLACK STANDARD	YELLOW SECURE	1938966-5
BLACK STANDARD	BLUE SECURE	1938966-4
BLACK STANDARD	GREEN SECURE	1938966-3
BLACK STANDARD	RED SECURE	1938966-2
MPO COUPLING BUSHING COLOR & TYPE	LC ADAPTER COLOR & TYPE	PART NUMBER

THIS DRAWING IS A CONTROLLED DOCUMENT.		DWN J.W.DAVIS 20FEB07	COMMSCOPE, INC.															
DIMENSIONS: mm		CHK D.FENNELL 20FEB07																
TOLERANCES UNLESS OTHERWISE SPECIFIED:		APVD D.FENNELL 20FEB07																
<table border="0"> <tr><td>0 PLC</td><td>± -</td></tr> <tr><td>1 PLC</td><td>± -</td></tr> <tr><td>2 PLC</td><td>± -</td></tr> <tr><td>3 PLC</td><td>± -</td></tr> <tr><td>4 PLC</td><td>± -</td></tr> <tr><td>ANGLES</td><td>± -</td></tr> <tr><td>FINISH</td><td>-</td></tr> </table>		0 PLC	± -	1 PLC	± -	2 PLC	± -	3 PLC	± -	4 PLC	± -	ANGLES	± -	FINISH	-	PRODUCT SPEC -	NAME CASSETTE ASSEMBLY, 24 FIBER 50/125um MPO - LC PAIRS FLIPPED	
0 PLC	± -																	
1 PLC	± -																	
2 PLC	± -																	
3 PLC	± -																	
4 PLC	± -																	
ANGLES	± -																	
FINISH	-																	
MATERIAL -		APPLICATION SPEC -	SIZE A2	DRAWING NO C=1938966														
		WEIGHT -	SCALE -	SHEET 2 of 2														
		CUSTOMER DRAWING	RESTRICTED TO -	REV C														

1938966