THIS COPY IS PROVIDED ON A RESTRICTED BASIS AND IS NOT TO BE USED IN ANY WAY DETRIMENTAL TO THE INTERESTS OF PANDUIT CORP.

NOTES:

1. RACK GROUNDING COMMON BONDING NETWORK (CBN) TO RACK JUMPER KIT PART NUMBER: RGCBNJ660P22
2. PACKAGING: 1 KIT PER BAG, 10 KITS PER BOX
3. ALL COMPONENTS THAT MAKE UP THIS KIT ARE RoHS COMPLIANT.



FACTORY CRIMPED #6 AWG/16mm SQ. COMMON BONDING NETWORK (CBN) JUMPER WIRE ASSEMBLY (QTY. 1) INCLUDES:
LCC6-14JAWH (QTY. 1)
#6 AWG/16mm SQ. WIRE - GREEN/YELLOW INSULATION 60" LONG

COPPER H-TAP - HTCT2-2-1 (QTY. 1)

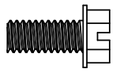

#12-24 SLOTTED HEX HEAD ZINC PLATED THREAD FORMING SCREW - (QTY. 2)

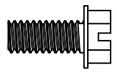

M6 SLOTTED HEX HEAD ZINC PLATED THREAD FORMING SCREW - (QTY. 2)

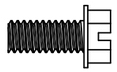

#10-32 SLOTTED HEX HEAD ZINC PLATED THREAD FORMING SCREW - (QTY. 2)

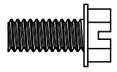

M5 SLOTTED HEX HEAD ZINC PLATED THREAD FORMING SCREW - (QTY. 2)

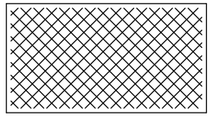

CLEANING PAD (QTY. 1)

5cc TUBE ANTI-OXIDANT PASTE (QTY. 1)

LISTED
GROUNDING AND BONDING EQUIPMENT

CERTIFIED

C41678_01

REV	DATE	BY	CHK	DESCRIPTION	ECN	PM	CUST
01	11/06	JHNU	JHNU	REVISED PICTURE FOR COPPER H-TAP HTCT2-2-1	PC00595		
00	8/06	JHNU	JMAR	DRAWING RELEASED	PC00532		

PANDUIT CORP. TINLEY PARK, ILLINOIS

COMPLETE INSTALLATION RACK KIT
(RGCBNJ660P22)
CUSTOMER DRAWING

UNLESS OTHERWISE SPECIFIED DIMENSIONAL TOLERANCES ARE:
(.X) ± (.XXX) ±
(.XX) ± ANGLES ±

UNLESS OTHERWISE SPECIFIED, ALL DIMENSIONS ARE GIVEN IN INCHES, THIRD ANGLE PROJECTION

DRAWN BY JHNU
DATE 8/06
CHK'D
MAT'L:
SCALE NONE
DRAWING NO / CAD FILE C41678
DWG SIZE B