

Cable connector - ST-8ES1N8A8004S - 1613622

Please be informed that the data shown in this PDF Document is generated from our Online Catalog. Please find the complete data in the user's documentation. Our General Terms of Use for Downloads are valid (<http://phoenixcontact.com/download>)



Cable connector, straight, SPEEDCON locking, M17, Number of positions: 5+3+PE, Type of contact: Socket, Crimp connection, shielded: yes, Cable diameter: 8 mm...10 mm

The figure shows the 4-pos. (3+PE) product version

Why buy this product

- Consistent EMC protection for reliable connection solutions in the industrial environment
- Crimping connection: vibration- and temperature-resistant assembly
- Flexible use: reliably connect various cable diameters
- Molded designs with pre-assembled cables on one or both sides



Key Commercial Data

| | |
|--------------|---------------|
| Packing unit | 1 STK |
| GTIN | |
| GTIN | 4046356442329 |

Technical data

General

| | |
|--|---|
| Note | Order information: Order crimp contacts 5 x 0.6 mm, 4 x Ø 1 mm separately |
| Type of locking | SPEEDCON locking |
| Direction of rotation of contact chamber numbering | Standard |
| Coding | N |
| Contact connection method | Crimp connection |
| Type of contacts | Socket |
| Number of positions | 9 |
| Nominal current per power contact at 25°C | 14 A |
| Nominal current per signal contact at 25°C | 3.6 A |
| Conductor entry | 8 mm ... 10 mm |

Cable connector - ST-8ES1N8A8004S - 1613622

Technical data

General

| | |
|-----------------------------|------|
| Pg housing screw connection | none |
|-----------------------------|------|

Ambient conditions

| | |
|----------------------|-------------------|
| Ambient temperature | -40 °C ... 125 °C |
| Degree of protection | IP67 |

Material

| | |
|------------------|--|
| Housing material | Turned parts: copper zinc alloy (CuZn), die-cast parts: zinc (GD-Zn) |
|------------------|--|

Specifications according to DIN EN 61984:2001

| | |
|--|--------|
| Installation height max. | 3000 m |
| Nominal / operating voltage of power contacts | 630 V |
| Rated surge voltage of power contacts | 6 kV |
| Overvoltage category of power contacts | III |
| Degree of pollution of power contacts | 3 |
| Nominal / operating voltage of signal contacts | 60 V |
| Rated surge voltage of signal contacts | 1.5 kV |
| Overvoltage category of signal contacts | III |
| Degree of pollution of signal contacts | 3 |

Environmental Product Compliance

| | |
|------------|---|
| China RoHS | Environmentally Friendly Use Period = 50 |
| | For details about hazardous substances go to tab "Downloads", Category "Manufacturer's declaration" |

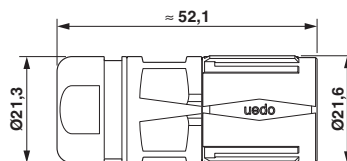
Drawings

Schematic diagram



Connector pin assignment

Dimensional drawing



Approvals

Approvals

Approvals


UL Recognized / cUL Recognized / EAC / cULus Recognized


Cable connector - ST-8ES1N8A8004S - 1613622


Approvals

Ex Approvals

Approval details

| | | | |
|----------------------------|---|---|---------------|
| UL Recognized |  | http://database.ul.com/cgi-bin/XYV/template/LISEXT/1FRAME/index.htm | FILE E 335019 |
| | | | |
| mm ² /AWG/kcmil | 0.5 | | |
| Nominal current IN | 3.5 A | | |
| Nominal voltage UN | 600 V | | |

| | | | |
|----------------------------|---|---|---------------|
| cUL Recognized |  | http://database.ul.com/cgi-bin/XYV/template/LISEXT/1FRAME/index.htm | FILE E 335019 |
| | | | |
| mm ² /AWG/kcmil | 0.5 | | |
| Nominal current IN | 3.5 A | | |
| Nominal voltage UN | 600 V | | |

| | | |
|-----|---|---------|
| EAC |  | B.01742 |
|-----|---|---------|

| | | |
|------------------|---|---|
| cULus Recognized |  | http://database.ul.com/cgi-bin/XYV/template/LISEXT/1FRAME/index.htm |
|------------------|---|---|

Phoenix Contact 2017 © - all rights reserved
<http://www.phoenixcontact.com>

PHOENIX CONTACT GmbH & Co. KG
Flachsmarktstr. 8
32825 Blomberg
Germany
Tel. +49 5235 300
Fax +49 5235 3 41200
<http://www.phoenixcontact.com>