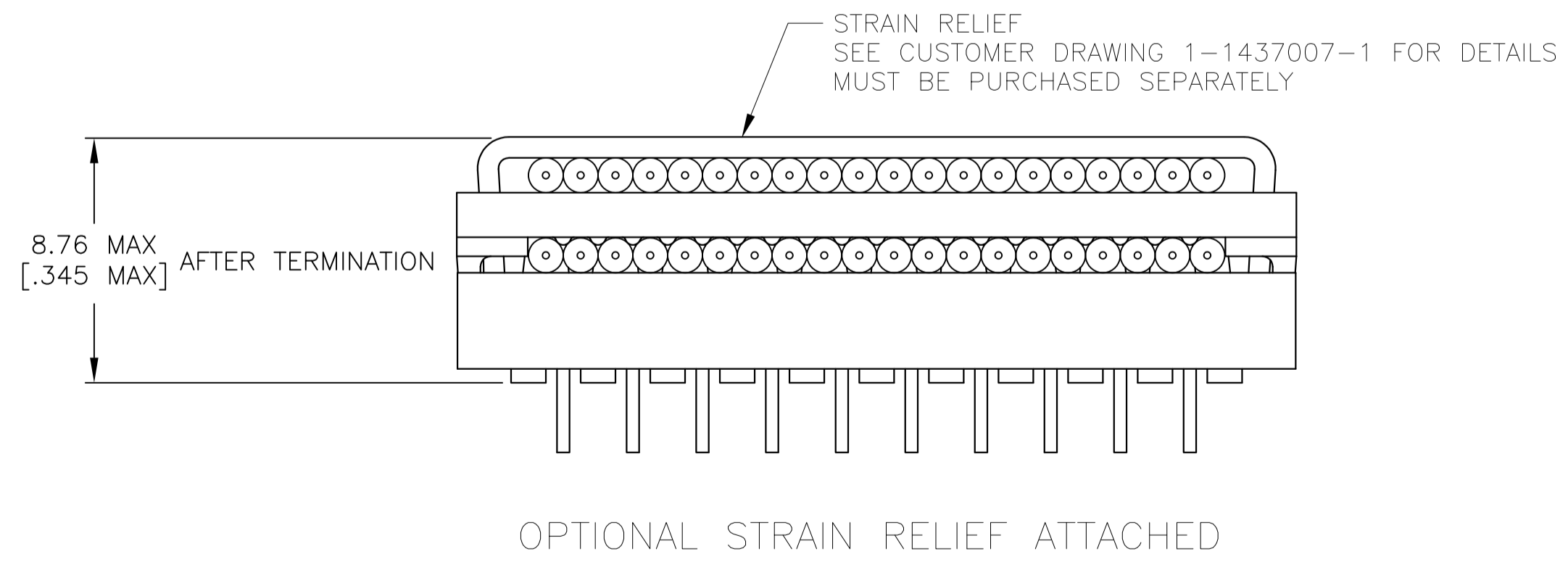
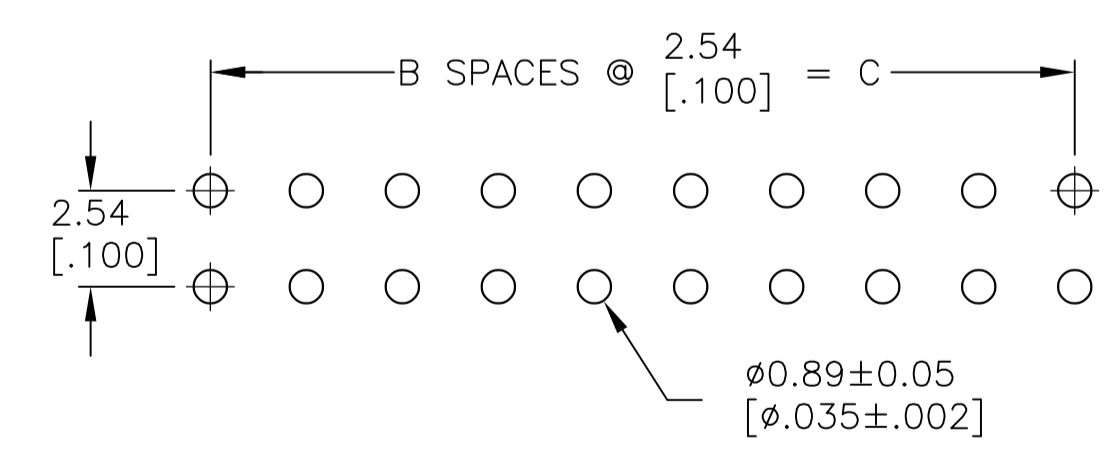
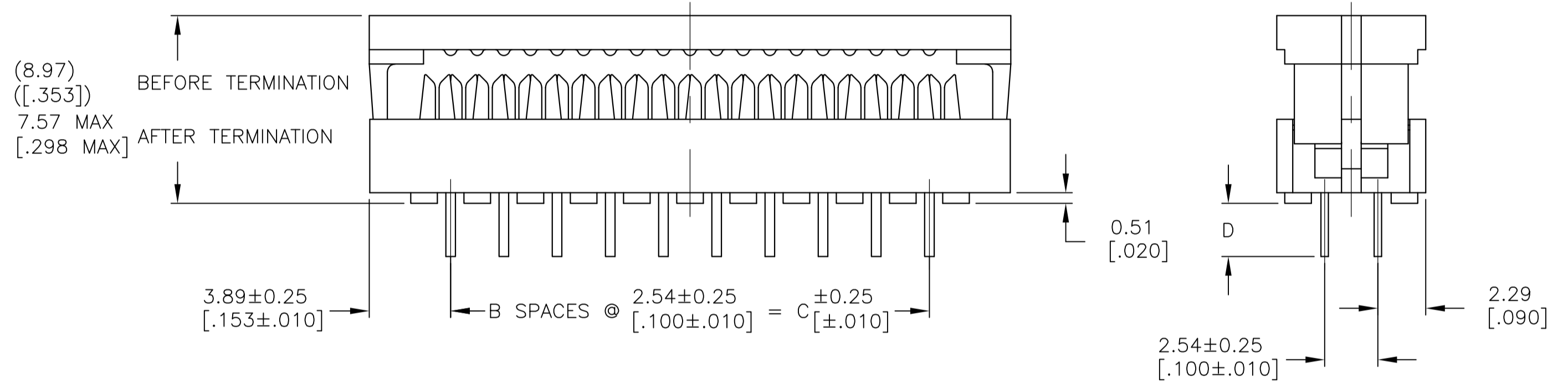
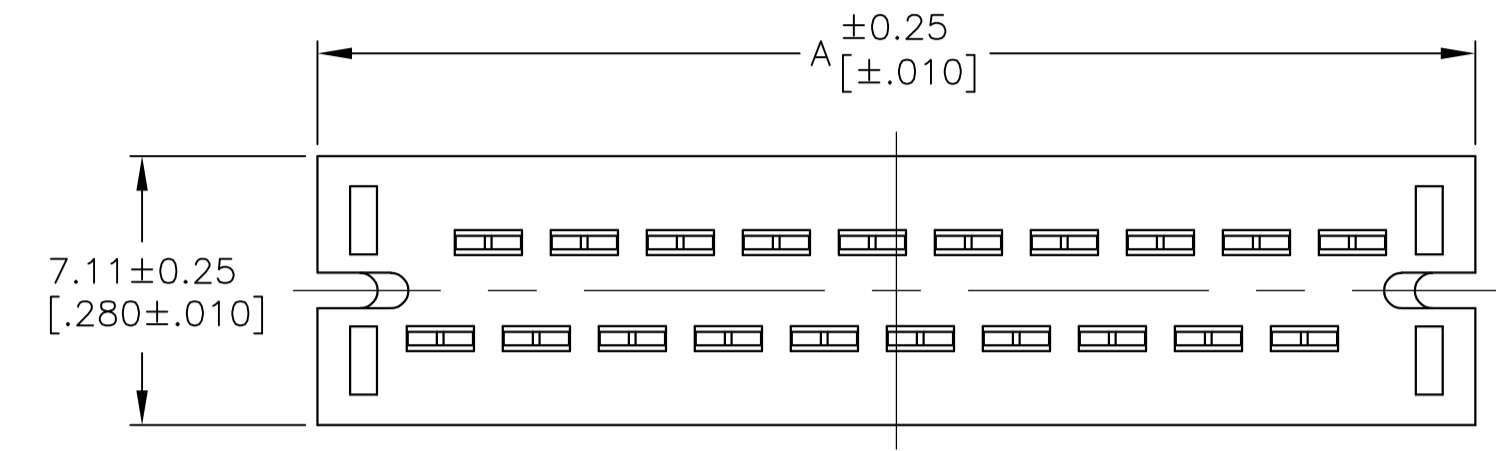


ELECTRICAL PROPERTIES	
CURRENT RATING	1 AMP
INSULATION RESISTANCE	>5 x 10 <sup>9</sup> OHMS @ 500 VDC
DWV	>1000 VRMS AT SEA LEVEL
ENVIRONMENTAL PROPERTIES	
TEMPERATURE RATING	-55°C TO 125°C

- 20 POSITION ASSEMBLY SHOWN.
- HOUSING AND COVER: GLASS REINFORCED POLYESTER, UL94V-0 RATED, COLOR BLUE.
- CONTACTS: BERYLLIUM COPPER.
- CONTACTS: 0.00254[.000100] MIN TIN OVER 0.00127[.000050] MIN NICKEL.
- NOTCHES MAY OR MAY NOT BE PRESENT ALONG EDGES OF COVER OR HOUSING.



	3.96 [0.156]	5.08 [0.200]	2	12.85 [0.506]	6	622-0663LF	1-1658525-7
	2.54 [0.100]	78.74 [3.100]	31	86.51 [3.406]	64	622-6453LF	1-1658525-6
	2.54 [0.100]	73.66 [2.900]	29	81.43 [3.206]	60	622-6053LF	1-1658525-5
OBSOLETE	2.54 [0.100]	53.34 [2.100]	21	61.11 [2.406]	44	622-4453LF	1-1658525-4
	2.54 [0.100]	48.26 [1.900]	19	56.03 [2.206]	40	622-4053LF	1-1658525-3
	2.54 [0.100]	43.18 [1.700]	17	50.95 [2.006]	36	622-3653LF	1-1658525-2
OBSOLETE	2.54 [0.100]	35.56 [1.400]	14	43.33 [1.706]	30	622-3053LF	1-1658525-1
	2.54 [0.100]	27.94 [1.100]	11	35.71 [1.406]	24	622-2453LF	1-1658525-0
	2.54 [0.100]	22.86 [0.900]	9	30.63 [1.206]	20	622-2053LF	1658525-9
	2.54 [0.100]	17.78 [0.700]	7	25.55 [1.006]	16	622-1653LF	1658525-8
	2.54 [0.100]	15.24 [0.600]	6	23.01 [0.906]	14	622-1453LF	1658525-7
	2.54 [0.100]	10.16 [0.400]	4	17.93 [0.706]	10	622-1053LF	1658525-6
	2.54 [0.100]	7.62 [0.300]	3	15.39 [0.606]	8	622-0853LF	1658525-5
	2.54 [0.100]	5.08 [0.200]	2	12.85 [0.506]	6	622-0653LF	1658525-4
	2.54 [0.100]	73.66 [2.900]	24	68.73 [2.706]	50	622-5053LF	1658525-3
	2.54 [0.100]	40.64 [1.600]	16	48.41 [1.906]	34	622-3453LF	1658525-2
	2.54 [0.100]	30.48 [1.200]	12	38.25 [1.506]	26	622-2653LF	1658525-1
	D	C	B	A	NUMBER OF POSITIONS	T&B PART NO (REF)	PART NUMBER

THIS DRAWING IS A CONTROLLED DOCUMENT.

DIMENSIONS: INCHES. TOLERANCES UNLESS OTHERWISE SPECIFIED:

0 PL	±	-
1 PL	±	-
2 PL	±	0.13[005]
3 PL	±	-
4 PL	±	-
ANGLES	±	-

MATERIAL: FINISH:

DESIGNER: J. GERACE DATE: 08FEB08  
 CHECKER: C. ROHDE DATE: 08FEB08  
 APPROVED: M. WALMSLEY DATE: 08FEB08  
 NAME: M. WALMSLEY  
 PRODUCT SPEC: --  
 APPLICATION SPEC: --  
 WEIGHT: --  
 CUSTOMER DRAWING

STE TE Connectivity  
 CONNECTOR, SLIMLINE PCB (STANDARD), LEAD FREE  
 SIZE: A1 CAGE CODE: 00779 DRAWING NO: 1658525  
 SCALE: 5:1 SHEET 1 OF 1 REV D1