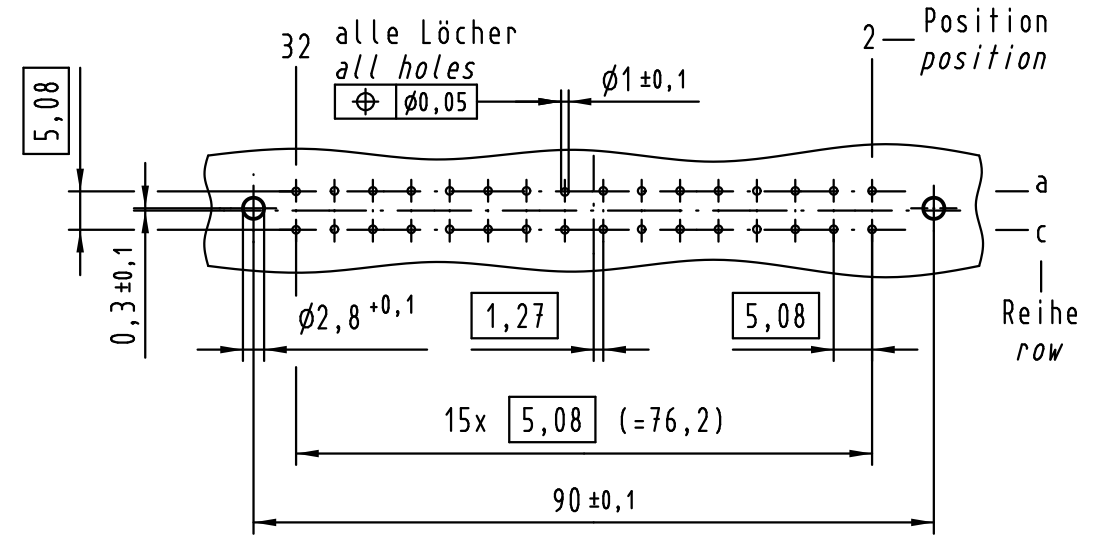
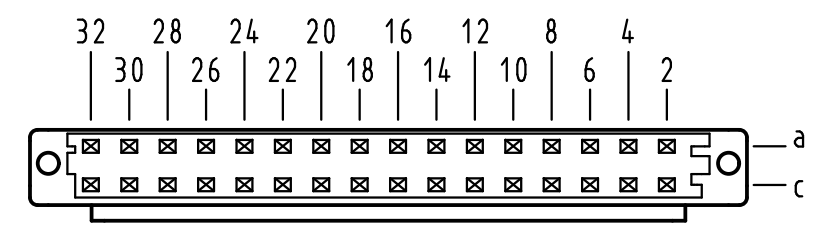


Alle Rechte vorbehalten/ All rights reserved

X
Lochbild
board drillings

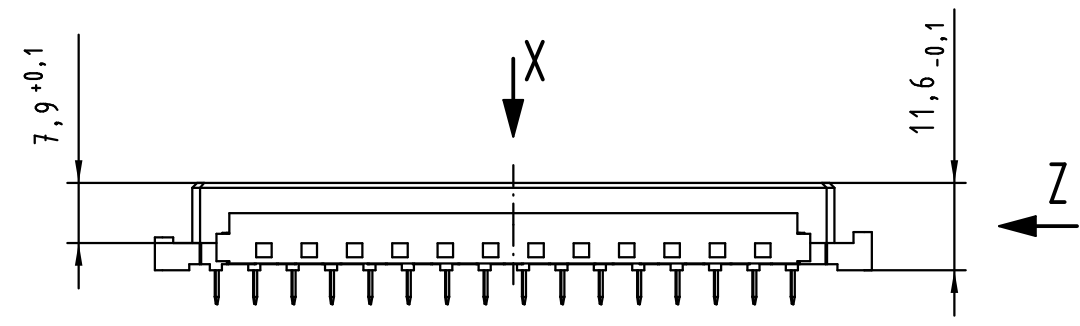


X
Kontaktanordnung
contact arrangement

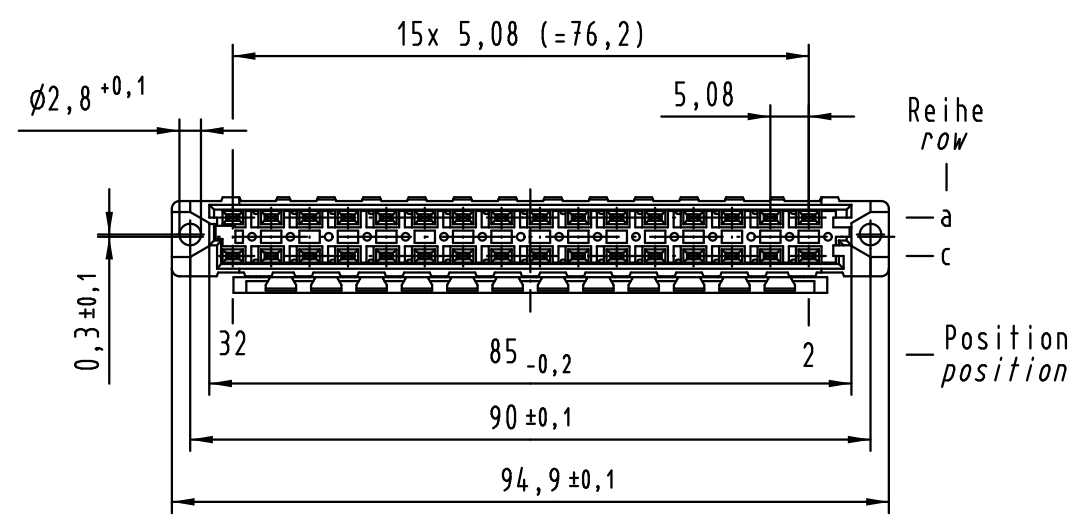
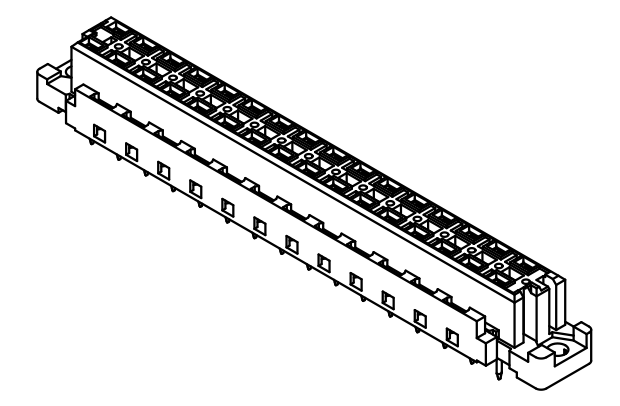
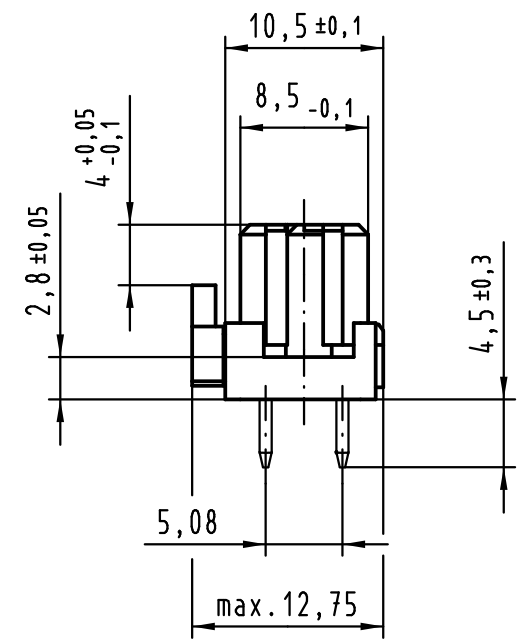


32 Einlötl Kontakte
32 solder contacts

- ☒ = Kontaktposition belegt
= position with contact
- ☐ = Kontaktposition nicht belegt
= position without contact



Z (2:1)



① weitere Informationen siehe: DS 09 04 210 00 01
further information see: DS 09 04 210 00 01

09 04 732 6831	2
Bestell-Nr. part-no.	Anforderungsstufe performance level ①

All Dimensions in mm Original Size DIN A 3		Techn. Character.			Nicht tolerierte Maßel Free size tolerances IEC 60603-2	
		Dat.	Name	Maßstab/Scale	Bauform / type D female connector solder 4.5 32-pole with coding	
		Detail.	28.08.03 Hage.	1:1		
		Insp.	28.08.03 kfoe.			
		Stand.				
36455	28.11.11	Hage.	HARTING Electronics GmbH & Co. KG		TB 09 04 732 x831	Blatt/ page
31591			D-32339 ESPELKAMP			
Mod.	Dat.	Name			Sub.	