

Sensor/Actuator cable - SAC-8P- 5,0-28X/M12FS OD - 1407275

Please be informed that the data shown in this PDF Document is generated from our Online Catalog. Please find the complete data in the user's documentation. Our General Terms of Use for Downloads are valid (<http://phoenixcontact.com/download>)




Sensor/Actuator cable, 8-position, PE-X halogen-free, black-gray RAL 7021, free cable end, on Socket straight M12, A-coded, Cable length: 5 m, for outdoor applications, with high-grade steel knurl

Why buy this product

- Easy and safe: 100% electrically tested plug-in components
- Corrosion protection for all exposed metal parts, thanks to the use of stainless steel type 1.4404
- Robust throughout: resistant to oil, UV, and ozone, withstands temperatures from -40°C to +105°C

Key Commercial Data

Packing unit	1 STK
GTIN	 4 046356 773935
GTIN	4046356773935

Technical data

Dimensions

Length of cable	5 m
-----------------	-----

Ambient conditions

Ambient temperature (operation)	-40 °C ... 105 °C (Plug / socket)
	-40 °C ... 85 °C (On sudden changes in temperature (according to IEC 60512-11-4))
Degree of protection	IP65
	IP67
	IP68
	IP69K

General

Rated current at 40°C	2 A
Rated voltage	30 V
Number of positions	8

Sensor/Actuator cable - SAC-8P- 5,0-28X/M12FS OD - 1407275

Technical data

General

Insulation resistance	≥ 100 MΩ
Coding	A - standard
Standards/regulations	M12 connector IEC 61076-2-101
Status display	No
Protective circuit/component	Unwired
Degree of pollution	3
Insertion/withdrawal cycles	≥ 100
Torque	0.4 Nm (M12 connector)

Material

Flammability rating according to UL 94	V0
Contact material	CuSn
Contact surface material	Ni/Au
Contact carrier material	PP
Material of grip body	PP
Material, knurls	Stainless steel
Sealing material	FPM

Standards and Regulations

Standard designation	M12 connector
Standards/regulations	IEC 61076-2-101
Flammability rating according to UL 94	V0

Cable

Cable type	PE-X black
Cable type (abbreviation)	28X
Cable abbreviation	Li2X2X
Conductor cross section	8x 0.25 mm ²
AWG signal line	24
Conductor structure signal line	32x 0.10 mm
Core diameter including insulation	1.17 mm ±0.02 mm
Thickness, insulation	approx. 0.25 mm (Core insulation)
Wire colors	white, brown, green, yellow, gray, pink, blue, red
Overall twist	8 wires around filler to the core
Length of twist, overall twist	67 mm
External sheath, color	black-gray RAL 7021
Outer sheath thickness	approx. 1.3 mm
External cable diameter D	6.8 mm ±0.2 mm
Minimum bending radius, fixed installation	5 x D
Minimum bending radius, flexible installation	10 x D
Number of bending cycles	2000000
Minimum bending radius, drag chain applications	10 x D

Sensor/Actuator cable - SAC-8P- 5,0-28X/M12FS OD - 1407275

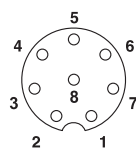
Technical data

Cable

Traversing path	10 m
Traversing rate	3 m/s
Acceleration	10 m/s ²
Cable weight	65 kg/km
Outer sheath, material	PE-X
Material, filler	PP yarn
Material conductor insulation	PE-X
Conductor material	Bare Cu litz wires
Insulation resistance	≥ 100 MΩ*km (at 20 °C)
Conductor resistance	≤ 78 Ω/km (at 20 °C)
Nominal voltage, cable	≤ 300 V AC
Test voltage, cable	≥ 3000 V AC (Spark test)
Flame resistance	According to DIN EN 60332-1-2
	According to DIN EN 50266-2-5
Halogen-free	in accordance with DIN VDE 0472 part 815
	in accordance with DIN EN 50267-2-1
Resistance to oil	According to DIN EN 60811-2-1, 168 h at 100°C
	According to DIN EN 50306
Other resistance	Resistance to fuels according to IEC 60811, 168 h at 70°C
	UV resistant According to DIN VDE 0276-605
Ambient temperature (operation)	-40 °C ... 105 °C (cable, fixed installation)
	-15 °C ... 105 °C (cable, flexible installation)
	20 °C ±5°C (cable, drag chain applications)

Drawings

Schematic diagram



Pin assignment M12 socket, 8-pos., A-coded, view female side

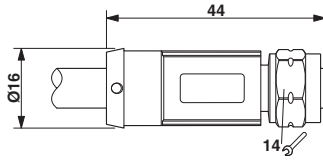
Cable cross section



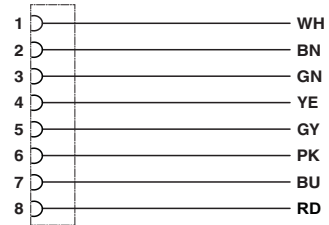
PE-X black [28X]

Sensor/Actuator cable - SAC-8P- 5,0-28X/M12FS OD - 1407275

Dimensional drawing



Circuit diagram



M12 x 1 socket, straight

Contact assignment of the M12 socket

Approvals

Approvals

Approvals

GL

Ex Approvals

Approval details

GL		http://exchange.dnv.com/tari/	6000213 HH
----	--	---	------------

Phoenix Contact 2017 © - all rights reserved
<http://www.phoenixcontact.com>

PHOENIX CONTACT GmbH & Co. KG
Flachsmarktstr. 8
32825 Blomberg
Germany
Tel. +49 5235 300
Fax +49 5235 3 41200
<http://www.phoenixcontact.com>