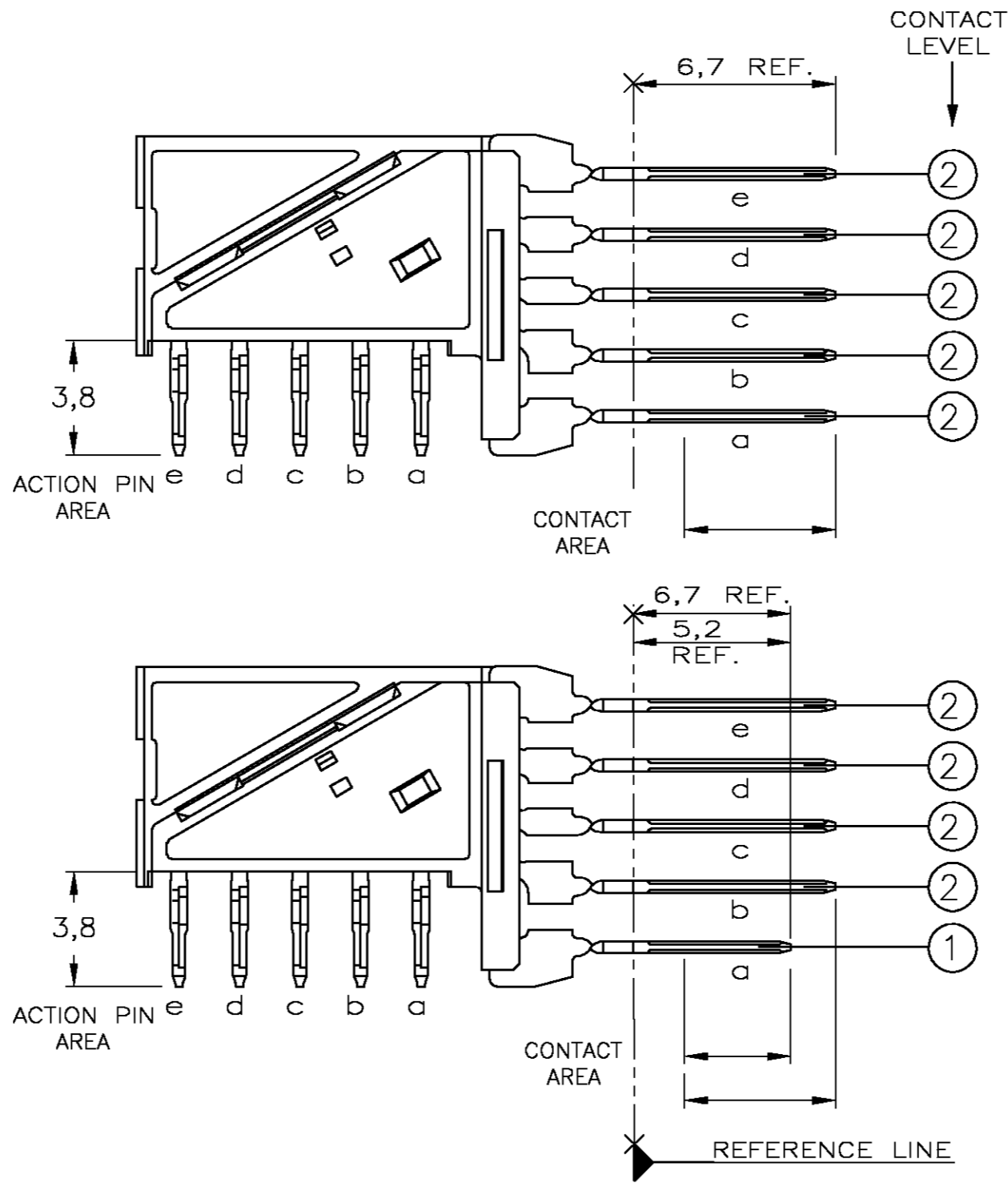
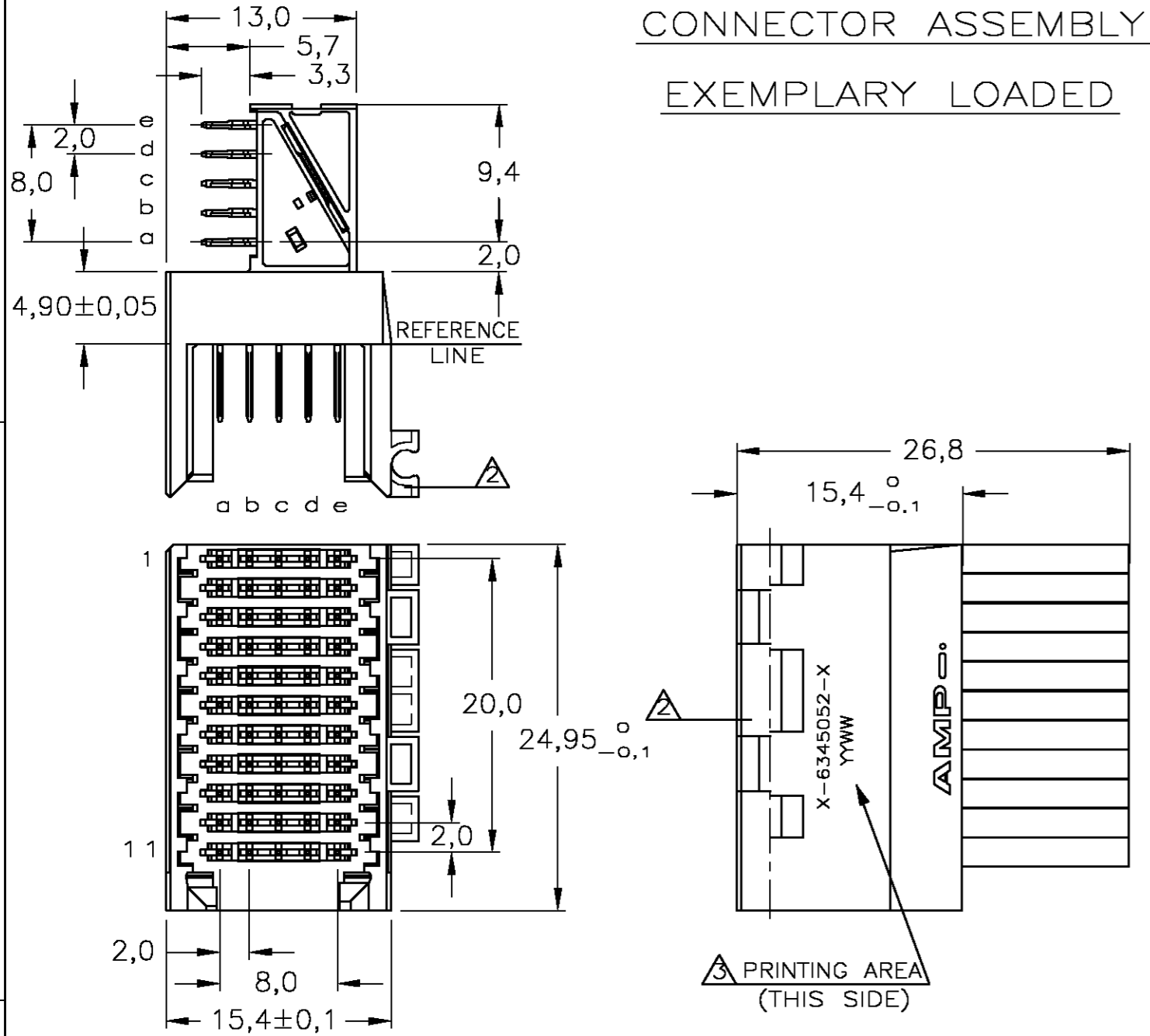


THIS DRAWING IS UNPUBLISHED. RELEASED FOR PUBLICATION
 © COPYRIGHT BY TYCO ELECTRONICS CORPORATION. ALL RIGHTS RESERVED.

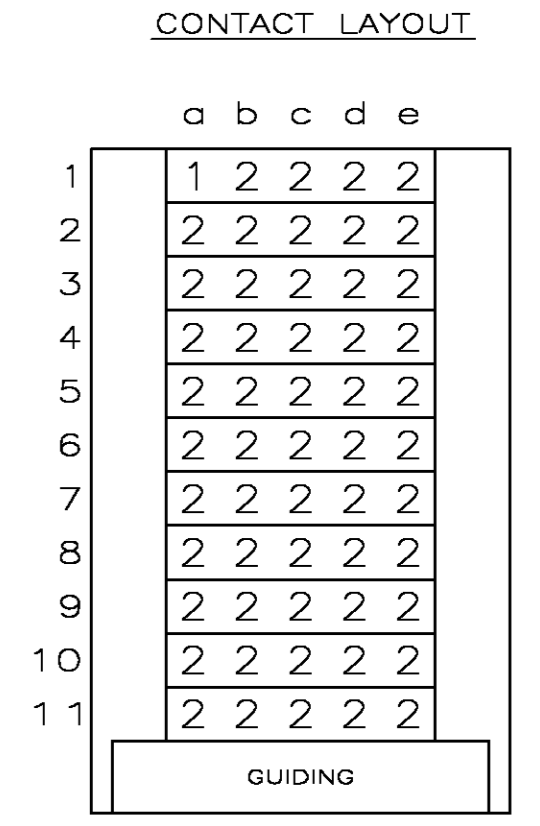
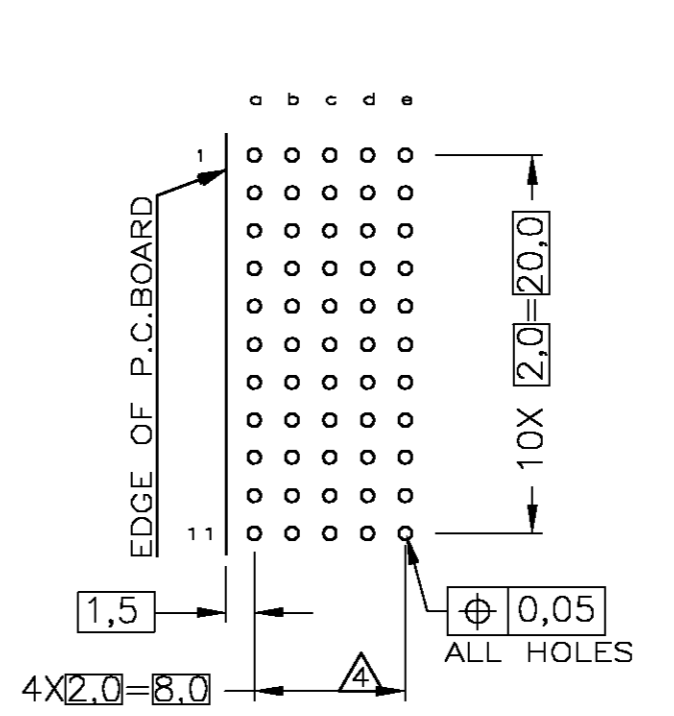
CONTACT DIMENSIONS

LOC	DIST	REVISIONS					
H	-	P	LTR	DESCRIPTION	DATE	DWN	APVD
		A		EHC0-0319-04	03AUG04	KNK	BM

CONNECTOR ASSEMBLY EXEMPLARY LOADED



RECOMMENDED PCB-HOLE LAY-OUT COMPONENT SIDE SHOWN



P.C.B. HOLE DIM. ACTION PIN
FOR DETAILS SEE
APPLICATION SPECIFICATION

- NOTES:**
- ① MATERIAL HOUSING : GREY GLASSFILLED POLYESTER
UL-RATING V0
 - ② CONTACT : PHOSPHORBRONZE
 - ③ CONNECTOR ASSEMBLY WITH LATCH HINGE FOR CABLE CONNECTOR.
 - ④ CONNECTOR PRINTED WITH PARTNUMBER AND DATECODE
 - ⑤ PLATED-THROUGH HOLES AT 2x2mm SQUARE GRID.

-	-	-	-	-	-	-
-	-	-	-	-	-	-
-	-	-	-	-	-	-
-	-	-	-	-	-	-
-	-	-	-	-	-	-
-	-	-	-	-	-	-
-	-	-	-	-	-	-
-	-	-	-	-	-	-
-	-	-	-	-	-	-
-	-	-	1,3	0,8	0,5	1-6345052-1 ⑤
-	-	-	1,3	0,8	0,5	6345052-1
-	-	-	CONTACT UNDER-COATING	CONTACT AREA	ACTION-PIN AREA	PART NUMBER
-	-	-	[µm Ni MIN.]	[µm Au MIN.]	[µm Sn MIN.]	

THIS DRAWING IS A CONTROLLED DOCUMENT.

DIMENSIONS: mm	TOLERANCES UNLESS OTHERWISE SPECIFIED:	DWN: 25AUG2004 K.N.KIRAN	20SEP2004 B.MOOIJ	20SEP2004 B.MOOIJ	20SEP2004 B.MOOIJ	NAME: Z-PACK 2mm HM TYPE C 55 POS. RIGHT ANGLE MALE CONNECTOR ASSEMBLY
MATERIAL: -	FINISH: -	PRODUCT SPEC: 108-19082	APPLICATION SPEC: 114-19029	WEIGHT: -	SIZE: A2	CAGE CODE: 00779
CUSTOMER DRAWING			SCALE: 5:1	SHEET: 1 OF 1	REV: A	RESTRICTED TO: -

Tyco Electronics Corporation
 's-Hertogenbosch, 5222AR-32