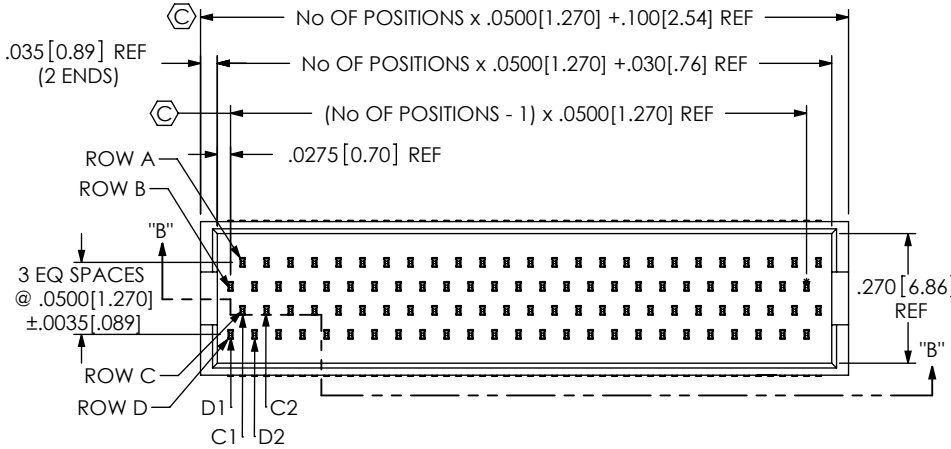
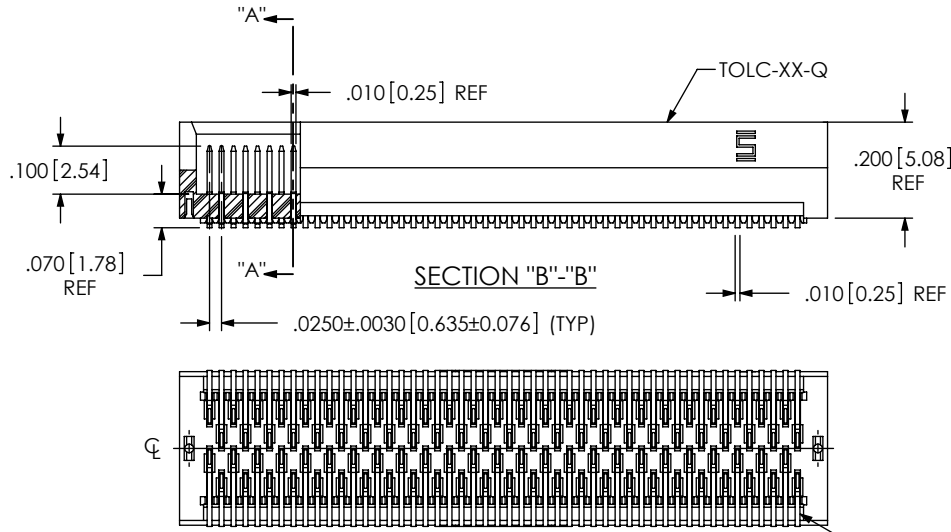


DO NOT SCALE FROM THIS PRINT



TOLC-1XX-XX-X-Q-XX

- No OF POSITIONS
 -05, -10, -15, -20, -25
 -30, -35, -40, -45, -50
 (PER ROW)
- LEAD STYLE
 (SEE TABLE 1)
 -02, -12, -22, -32
- PLATING SPEC
 (VALUES GIVEN ARE IN MICRO-INCHES)
 -S: SELECTIVE, 30 Au / 50 Ni MIN ON CONTACT, 3 Au / 50 Ni MIN ON TAIL
 -L: LIGHT SELECTIVE, 10 Au / 50 Ni MIN ON CONTACT, 3 Au / 50 Ni MIN ON TAIL
 -F: FLASH GOLD, 3 Au / 50 Ni MIN ON CONTACT, 3 Au / 50 Ni MIN ON TAIL
- OPTIONS
 -LC: LOCKING CLIP (SEE NOTE 5) (USE LC-09-TM) (NOT AVAILABLE WITH -A)
 -P: PICK & PLACE PAD (EXISTING CUSTOMER SUPPORT ONLY) (USE ASP-90590-01-S)
 -TR: TAPE & REEL
 -A: ALIGNMENT PIN (USE TOLC-XX-Q-A FOR STYLE -02 AND TOLCH-XX-Q-A FOR STYLES -12, -22 & -32) (NOT AVAILABLE WITH -LC)
 -PL: PLASTIC PICK & PLACE PAD (USE ASP-90590-01-S)
 -K: POLYIMIDE FILM PAD (USE K-DOT-.354-.469-.005)
- ROW SPEC
 -Q: QUAD (USE TOLC-XX-Q)



	.0040[.102]	-05 THRU -30 POS
	.0060[.152]	-35 THRU -50 POS

FIG 1 T-1M13-01-XXX-2

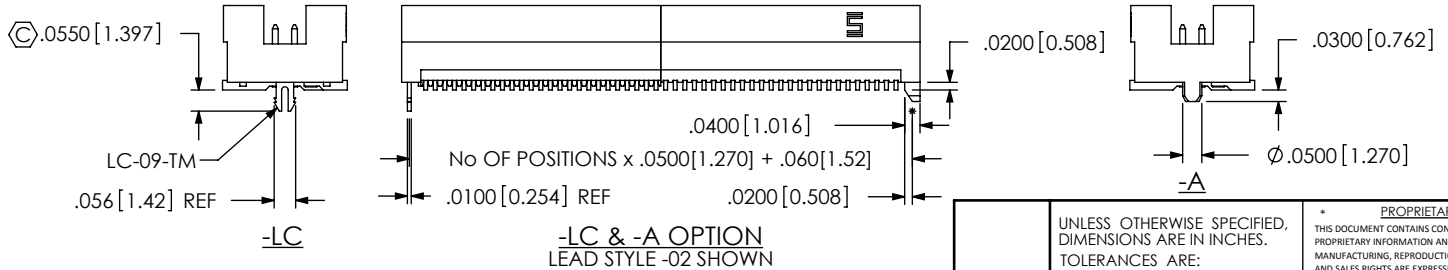


TABLE 1

LEAD STYLE	"A"	USE TERMINAL	SEE FIG	BOARD SPACE WHEN MATED WITH SOLC
-02	.2200[5.588]	T-1M13-01-XXX-2	1	.2500[6.350]
-12	.2850[7.239]	T-1M14-02-XXX-2	2	.3150[8.000]
-22	.3637[9.238]	T-1M14-03-XXX-2	2	.3937[10.000]
-32	.4424[11.237]	T-1M14-04-XXX-2	2	.4724[12.000]

- NOTES:
1. MINIMUM PUSHOUT FORCE: .5 LB.
 2. PARTS TO BE PACKAGED IN TUBES.
 3. -S PLATING CAN BE SUBSTITUTED FOR -L AND -F PLATING STYLES.
 4. © REPRESENTS A CRITICAL DIMENSION.
 5. DUE TO THE HIGH AMOUNT OF INSERTION FORCE NEEDED, THE -LC OPTION IS NOT COMPATIBLE WITH AUTO PLACEMENT. SAMTEC RECOMMENDS MANUAL PLACEMENT FOR ALL ASSEMBLIES WITH THE -LC OPTION.

UNLESS OTHERWISE SPECIFIED, DIMENSIONS ARE IN INCHES. TOLERANCES ARE:

DECIMALS	ANGLES
.XX: ±.01[0.3]	±5°
.XXX: ±.005[0.13]	
.XXXX: ±.0020[0.051]	

PROPRIETARY NOTE
 THIS DOCUMENT CONTAINS CONFIDENTIAL AND PROPRIETARY INFORMATION AND ALL DESIGN, MANUFACTURING, REPRODUCTION, USE, PATENT RIGHTS AND SALES RIGHTS ARE EXPRESSLY RESERVED BY SAMTEC, INC. THIS DOCUMENT SHALL NOT BE DISCLOSED, IN WHOLE OR PART, TO ANY UNAUTHORIZED PERSON OR ENTITY NOR REPRODUCED, TRANSFERRED OR INCORPORATED IN ANY OTHER PROJECT IN ANY MANNER WITHOUT THE EXPRESS WRITTEN CONSENT OF SAMTEC, INC.

MATERIAL: DO NOT SCALE DRAWING SHEET SCALE: 1:0.4
 BODY: LCP UL 94 VO, COLOR: BLACK
 TERMINAL: PHOSPHOR BRONZE
 F:\DWG\MISC\MKTG\TOLC-1XX-XX-X-Q-XX-MKT.SLDDRW

520 PARK EAST BLVD, NEW ALBANY, IN 47150
 PHONE: 812-944-6733 FAX: 812-948-5047
 e-Mail: info@SAMTEC.com code 55322

DESCRIPTION:
 QUAD ROW STAGGERED SMT TERMINAL ASM

DWG. NO.
TOLC-1XX-XX-X-Q-XX

BY: D PURVIS 03/18/1996 SHEET 1 OF 2

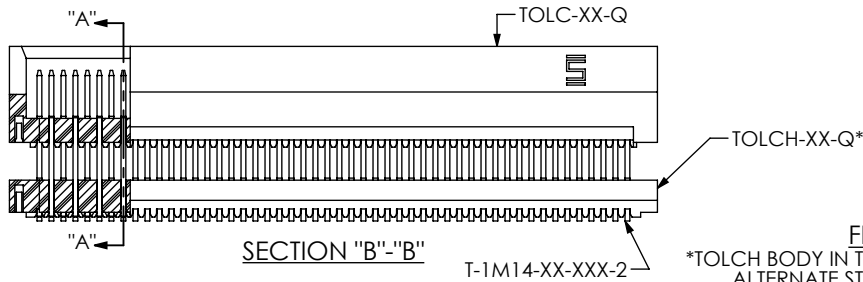
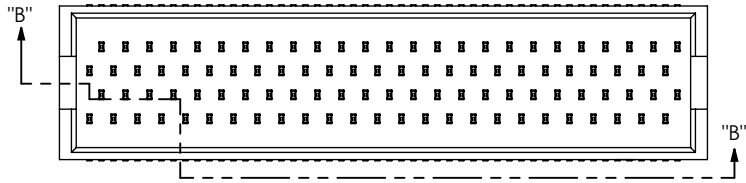
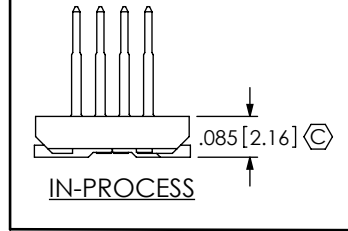
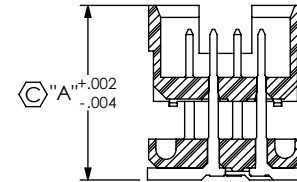


FIG 2
*TOLCH BODY IN THIS DESIGN REFLECTS ALTERNATE STANDOFF DESIGN



	.0040 [1.02]	-05 THRU -30 POS
	.0060 [1.52]	-35 THRU -50 POS

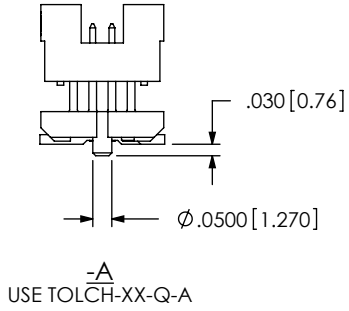
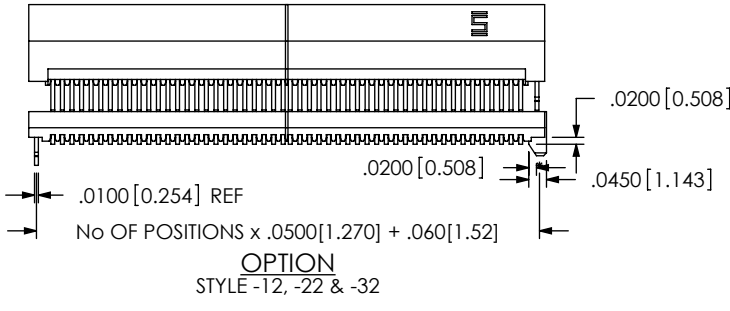
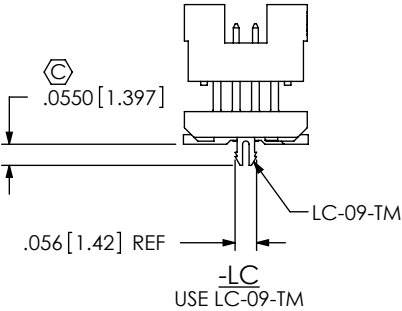
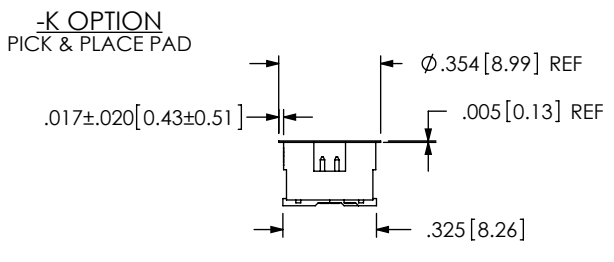
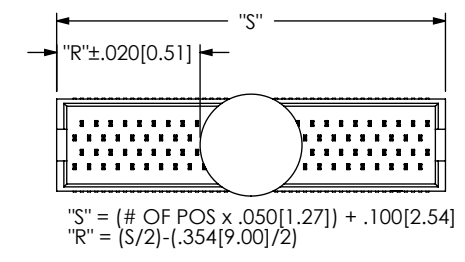
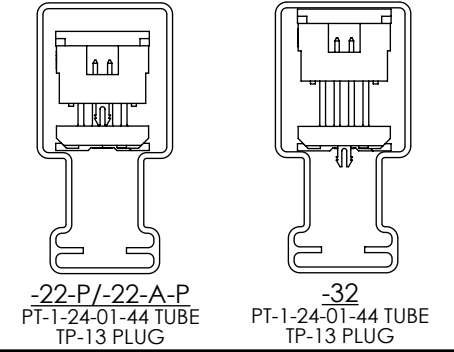
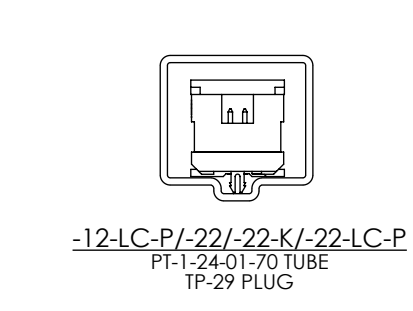
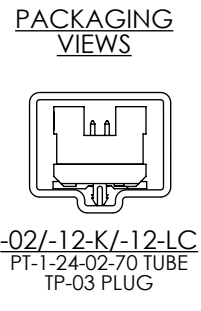
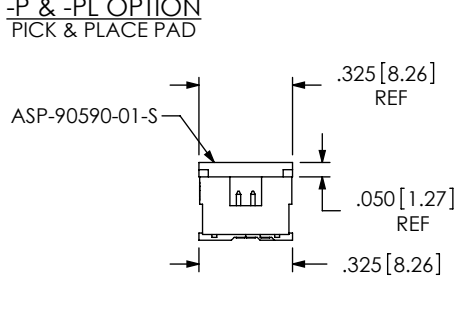
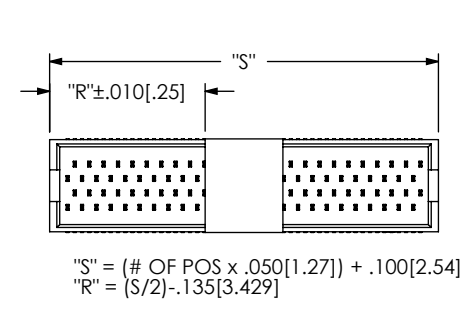


TABLE 2

LEAD STYLE	OPTIONS	PACKAGING TUBE	PLUG
-02	ALL	PT-1-24-02-70	TP-03
-12	-LC-P	PT-1-24-01-70	TP-29
-12	NONE, -K, -A, -LC	PT-1-24-02-70	TP-03
-22	-P, -A-P	PT-1-24-01-44	TP-13
-22	NONE, -K, -A, -LC	PT-1-24-01-70	TP-29
-32	ALL	PT-1-24-01-44	TP-13



PROPRIETARY NOTE
THIS DOCUMENT CONTAINS CONFIDENTIAL AND PROPRIETARY INFORMATION AND ALL DESIGN, MANUFACTURING, REPRODUCTION, USE, PATENT RIGHTS AND SALES RIGHTS ARE EXPRESSLY RESERVED BY SAMTEC, INC. THIS DOCUMENT SHALL NOT BE DISCLOSED, IN WHOLE OR PART, TO ANY UNAUTHORIZED PERSON OR ENTITY NOR REPRODUCED, TRANSFERRED OR INCORPORATED IN ANY OTHER PROJECT IN ANY MANNER WITHOUT THE EXPRESS WRITTEN CONSENT OF SAMTEC, INC.

SHEET SCALE: 1:0.4

samtec
520 PARK EAST BLVD, NEW ALBANY, IN 47150
PHONE: 812-944-6733 FAX: 812-948-5047
e-Mail: info@SAMTEC.com code 55322

DESCRIPTION:
QUAD ROW STAGGERED SMT TERMINAL ASM
DWG. NO. **TOLC-1XX-XX-X-Q-XX**
BY: D PURVIS 03/18/1996 SHEET 2 OF 2