

4

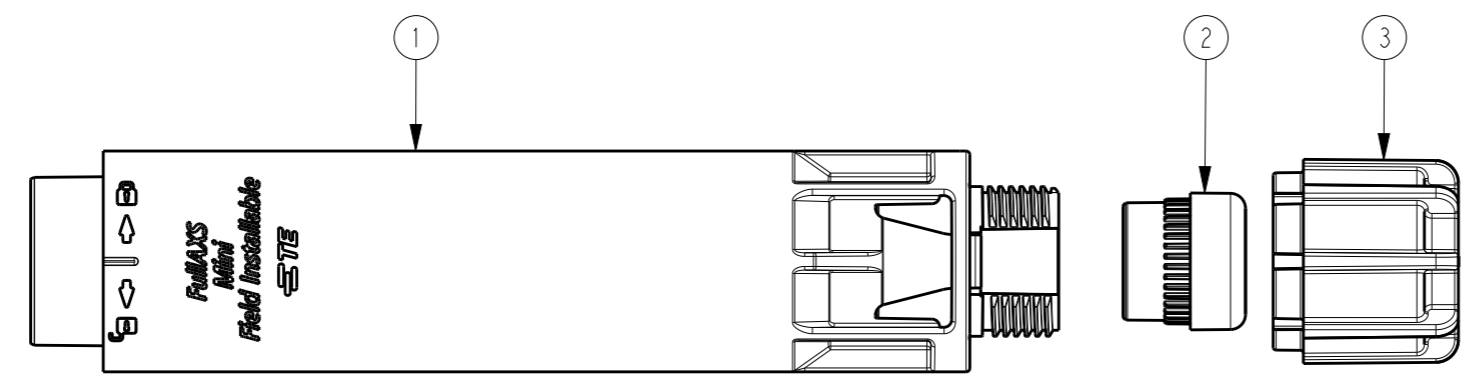
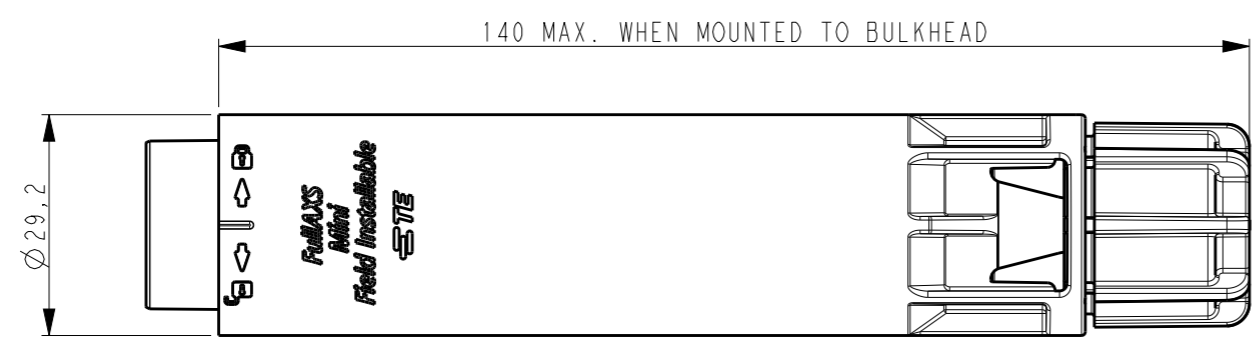
3

2

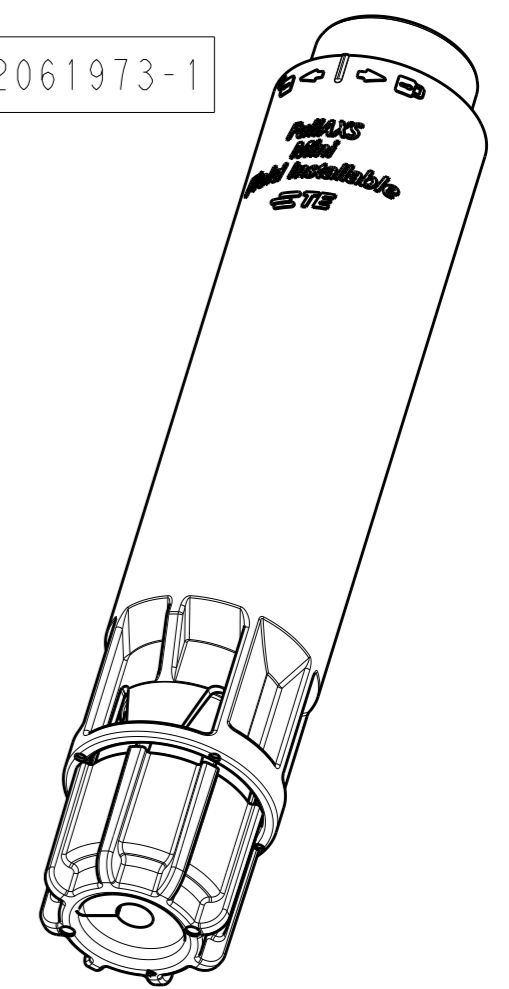
1

THIS DRAWING IS UNPUBLISHED. RELEASED FOR PUBLICATION 20  
© COPYRIGHT 20 BY - ALL RIGHTS RESERVED.

REVISIONS					
P	LTR	DESCRIPTION	DATE	DWN	APVD
	A	RELEASE	02NOV2016	KZ	RS



ASSEMBLED 2061973-1

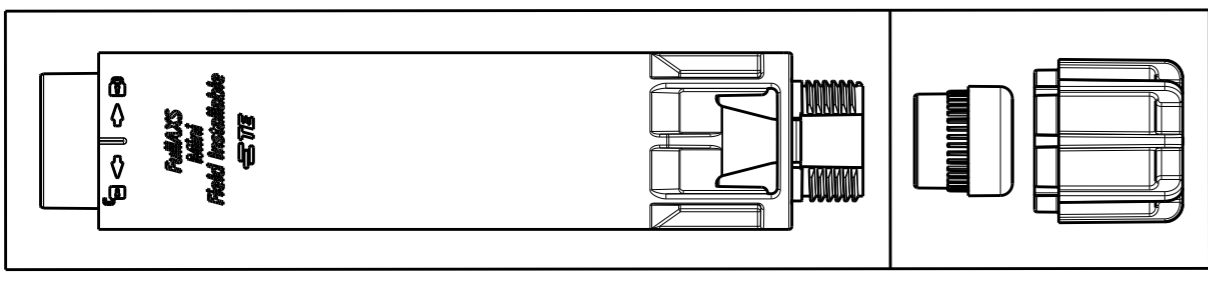


NOTES:

1. THIS FULLPROOF FIELD INSTALL KIT SHOULD BE USED WITH RUGGEDIZED CABLE AND RUGGED FAN-OUT CONSTRUCTION  
NO 900 MICRON TERMINATIONS TO BE USED
2. CABLE DIAMETER RANGE: SEE TABLE
3. THE FLAMMABILITY RATING OF THE MATERIAL IS UL94-V0
4. THE MATERIAL IS HALOGEN FREE ACCORDING IEC 60754-2
5. EACH ASSEMBLY IS PACKED IN A PROTECTIVE SLEEVE  
- GLAND SEAL AND NUT ARE SEPARATELY SEALED
6. AN INSTRUCTION SHEET IS PACKED WITH EACH FIELD INSTALL KIT
7. FITS TE CONNECTIVITY FULLMAX MINI BULKHEAD 2061981-1

TE Part Number	Cable Diameter
2061973-1	4.8±0.2 mm

Item	Description	Qty
3	FULLPROOF MINI FIELD INSTALL NUT FOR CABLE GLAND	1
2	FULLPROOF MINI FIELD INSTALL CABLE GLAND SEAL	1
1	FULLPROOF140 MINI FIELD INSTALL COUPLING	1



PROTECTIVE SLEEVE PACKAGING  
SCALE 4:5

THIS DRAWING IS A CONTROLLED DOCUMENT.

DIMENSIONS:	TOLERANCES UNLESS OTHERWISE SPECIFIED:
mm	
	0 PLC ±0,5
	1 PLC ±0,25
	2 PLC ±0,03
	3 PLC ±0,005
	4 PLC ±0,0010
	ANGLES ±1
MATERIAL	FINISH
-	-
-	-

DWN	R. COOLEN	10APR2015
CHK	M. SCHOLTEN	10APR2015
APVD	S. BORGAS	10APR2015

**STE** TE Connectivity

NAME: FullPROOF140 MINI FIELD INSTALL KIT

PRODUCT SPEC	APPLICATION SPEC	WEIGHT	SIZE	CAGE CODE	DRAWING NO	RESTRICTED TO
-	-	-	A3	-	C-2061973	-
CUSTOMER DRAWING			SCALE	SHEET	OF	REV
			1:1	1	1	A