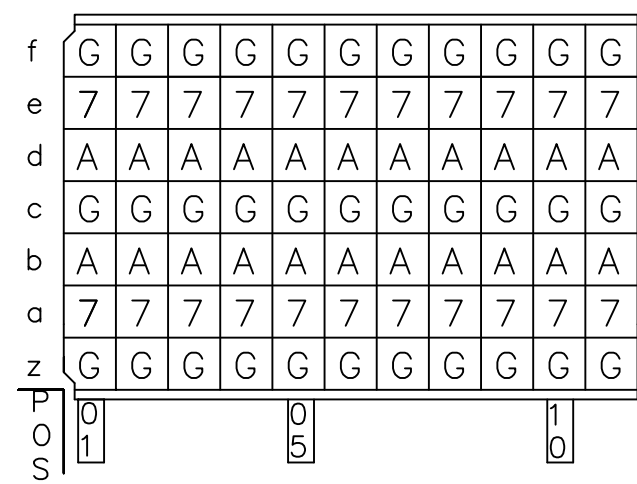
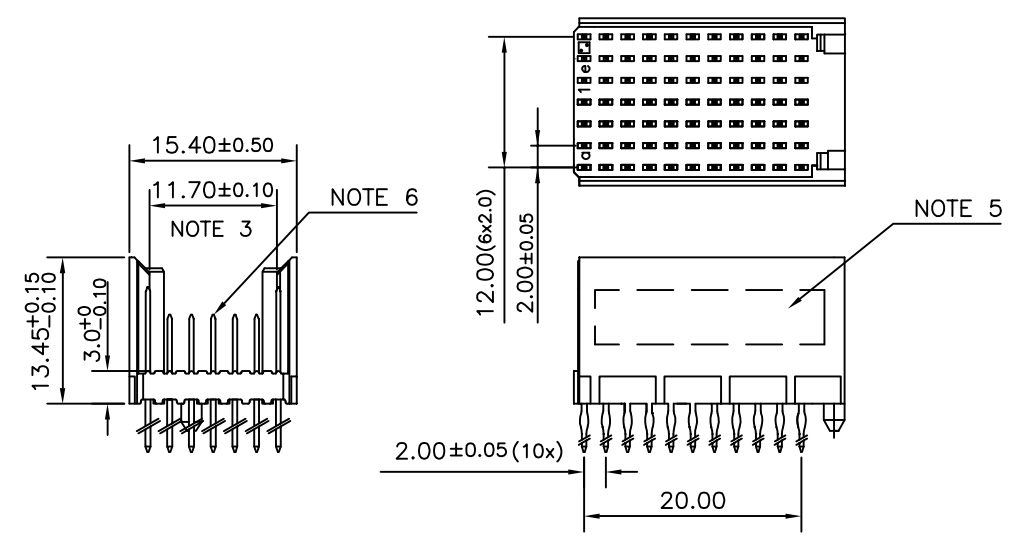


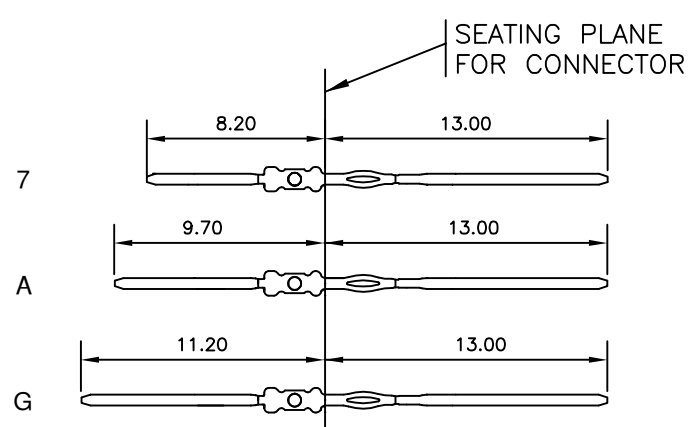
LOADING PATTERN MATING SIDE



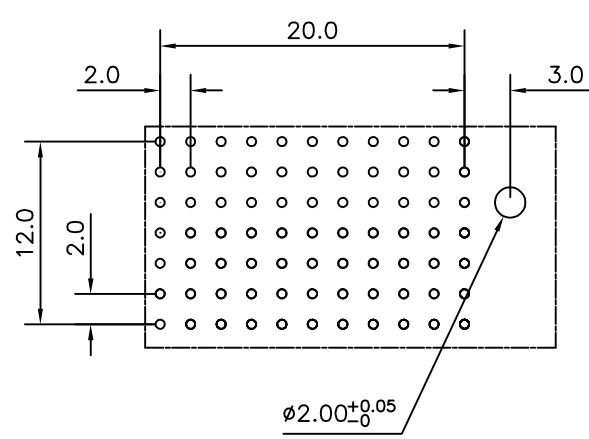
LOADED CONNECTOR ASSEMBLY (FOR EXAMPLE)



CONTACT OVERVIEW



LAY-OUT P.C.B.-HOLE



HM2P09PPKF1H5 LEAD FREE INDICATOR : LF = LEAD FREE (DIGIT 15 & 16)
PLATING CODE (DIGIT 13 AND 14)
(REF DRW NO. BS,C , 201844 , 003)

NOTES

1. THIS PRODUCT IS CSA APPROVED.
2. THIS PRODUCT IS UL RECOGNIZED.
3. MEASURED AT THE BOTTOM.
4. MATERIAL CONTACT: PHOSPHORBRONZE
HOUSING: CREAM WHITE GLASS FILLED POLYESTER UL-94V0
5. CONNECTOR PRINTED WITH P/N AND DATE CODE.
6. FOR ACTUAL CONTACT LOADINGS, SEE LOADING PATTERN MATING SIDE.
7. SHAPE OF CONNECTOR HOUSING CAN ALTER DEPENDING ON PRODUCTION LOCATION
8. THE PRODUCT (LF) MEETS EUROPEAN UNION DIRECTIVES AND OTHER COUNTRY REGULATIONS AS DESCRIBED IN GS-22-008
9. FOR RECOMMENDED PTH DIMENSIONS REFER DRAWING : BS, A , 201572 , 001

CATALOG NO: HM2P09PPKF1H5-----

mat'l. code SEE NOTE 4				surface ISO 1302 <input checked="" type="checkbox"/>	tolerance ISO 406 ISO 1101	projection 	product family MILLIPACS	
ltr	ecn no	dr	date	tolerances unless otherwise specified		MM	title MPACS 5+2R STR HDR PF CONN TYPE C	
A	105-0225	MINI	2005-11-04	angles	linear			
B	106-0122	MINI	2006-07-23	0°±1°		scale		
				dr	MINI K VANDANATH	2005-11-04	dwg no sheet 1 of 1 size BS, C ,203028,366 A3	
				enr	BIJU K PAUL	2005-11-04		
				chr	BIJU K PAUL	2006-07-23		
				appd	BIJU K PAUL	2006-07-23		
sheet index	revision sheet	B	1					type Product Customer Drawing



Copyright FCI