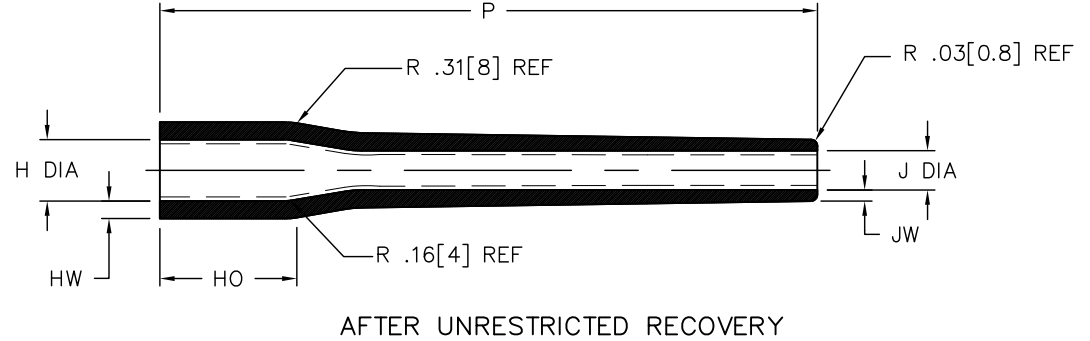
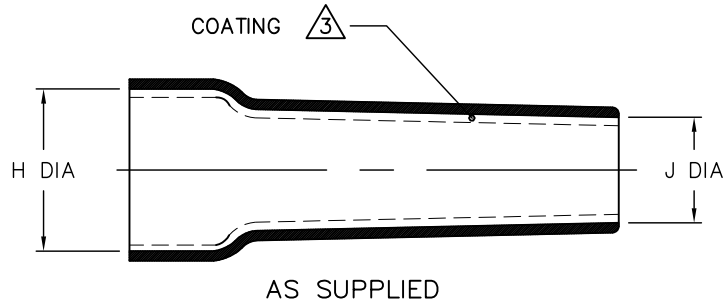


REVISIONS		
LTR	DESCRIPTION	DATE
D	REVISED PER ECO-11-002238	01/31/2011



NOTES

- ALL DIMENSIONS ARE IN INCHES [MILLIMETERS].
- DIMENSIONS APPEARING IN TABLE ARE AS FOLLOWS:
 - a - AS SUPPLIED
 - b - AFTER UNRESTRICTED RECOVERY

3 COATING (ADHESIVE): IS INCLUDED. AS SUPPLIED DIMENSIONS APPEARING IN TABLE ARE FOR UNCOATED PARTS. WHEN COATING IS ADDED, ENTRY DIAMETER WILL BE REDUCED BY 1.5 [.06] MAX.

4. ORDERING INFORMATION:

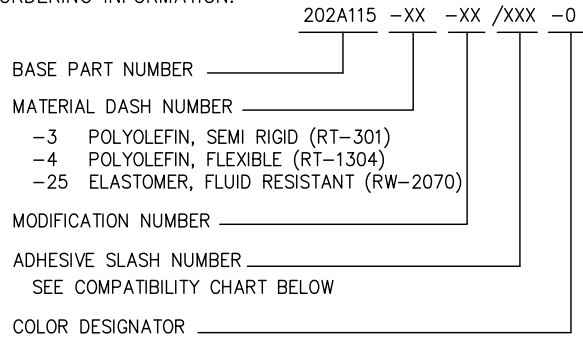


TABLE OF DIMENSIONS

PART DESCRIPTION	H		J		P ±10% b	HO ±10% b	HW ±25% b	JW ±25% b
	MIN a	MAX b	MIN a	MAX b				
202A115	.39 [10]	.28 [7]	.35 [9]	.18 [4.5]	2.95 [75]	.56 [14.3]	.10 [2.5]	.05 [1.3]

If this document is printed it becomes uncontrolled. Check for the latest revision

CUSTOMER DRAWING

COMPATIBILITY CHART

MATERIAL DASH NO.	ADHESIVE (COATING) SLASH NUMBER	ADHESIVE (COATING) S NUMBER
-3	/42; /86	S-1017; S-1048
-4	/42; /86	S-1017; S-1048
-25	/86	S-1048

UNLESS OTHERWISE SPECIFIED DIMENSIONS ARE INCHES. METRIC DIMENSIONS ARE IN BRACKETS.
 DECIMAL TOLERANCES
 .XXX ± 0.005 [0.13 mm]
 .XX ± 0.01 [0.25 mm]
 .X ± 0.1 [0.50 mm]
 ANGLE TOLERANCE
 .X ± 1 DEG.
 TYCO ELECTRONICS RESERVES THE RIGHT TO AMEND THIS DRAWING AT ANY TIME. USERS SHOULD EVALUATE THE SUITABILITY OF THE PRODUCT FOR THEIR APPLICATION.
 © 2009-2011 Tyco Electronics Corporation. All rights reserved.

DRAWN
YUNGUYEN
 APPROVED
DHURRELL
 THIRD ANGLE PROJECTION

Tyco Electronics Raychem Molded Parts
 305 Constitution Dr
 Menlo Park, CA 94025

TITLE
BOOT, STRAIGHT
 SIZE B CODE IDENT. NO. 06090 DWG. NO. 202A115
 DO NOT SCALE THIS DRAWING SHEET 1 OF 1