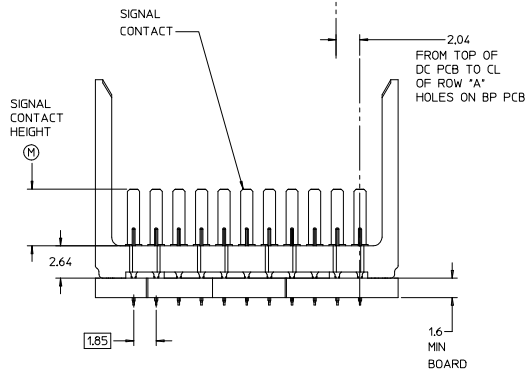
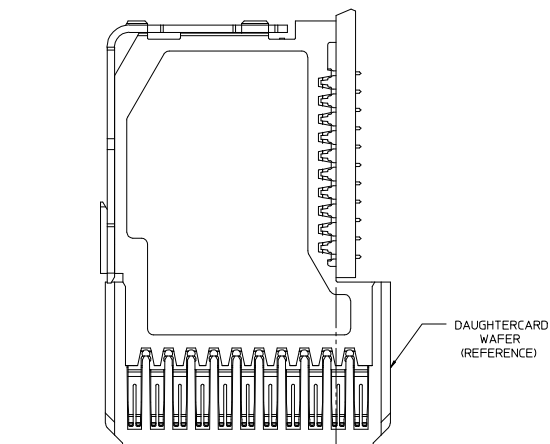


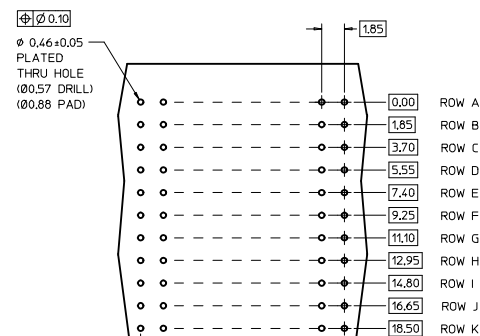
LEAD-FREE  
PLATING ON  
SIGNALS



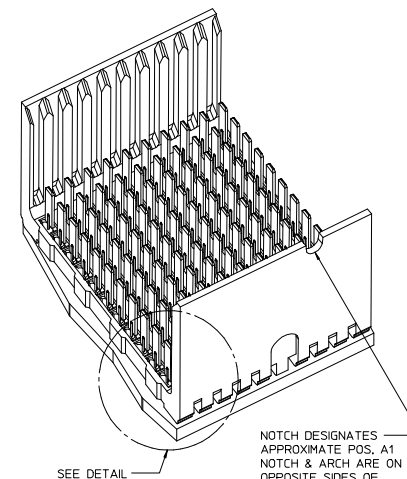
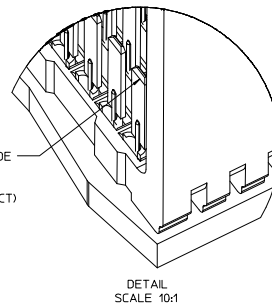
75854-\*\*\*0\*

COLUMN	PIN LENGTH DIM 'M'
01-10	3 - 3.55 mm (30µ Au)
02-25	4 - 4.55 mm (30µ Au)
05- 5	5 - 5.55 mm (30µ Au)
	7 - 3.55 mm (50µ Au)
	8 - 4.55 mm (50µ Au)
	9 - 5.55 mm (50µ Au)

KEYING POSITION NONE = 0



CIRCUIT BOARD LAYOUT  
COMPONENT SIDE  
10-COLUMN SHOWN



- NOTES:
- MATERIAL: HOUSING - LIQUID CRYSTAL POLYMER (LCP) GLASS-FILLED. UL 94V-0. COLOR - GRAY. SIGNAL CONTACT - HIGH PERFORMANCE COPPER ALLOY.
  - FINISHES: SELECTIVE GOLD (Au) ON CONTACT AREA, SELECTIVE MATTE TIN (Sn) ON PCB TAILS, NICKEL (Ni) OVERALL.
  - THIS PART CONFORMS TO MOLEX PRODUCT SPECIFICATION PS-75221-999.
  - FOR MIXED CONTACT MATING LENGTHS CONSULT MOLEX FOR AVAILABILITY.
  - 10 COLUMN 4 PAIR L-SERIES SHOWN FOR ILLUSTRATION PURPOSES ONLY. FOR SPECIFIC PART NUMBER AND MATING INFORMATION PLEASE REFER TO CHART.
  - PACKAGE PER PK-70873-563.
  - EITHER MARK PART NUMBER AND DATE CODE APPROXIMATELY WHERE SHOWN OR PLACE A LABEL ON THE TUBE.

PART NUMBER TABLE

ASSY PART NO.	K	L	P	TOTAL NO. OF CONTACTS
75854-010*	9	16.65	18.35	110
75854-020*	24	44.40	46.10	275
75854-050*	4	7.40	9.10	55

INITIAL RELEASE EC NO: UCP2006-1508 DRWN: BINGHAM 2006/01/10 CHKD: 2006/01/10 APPR: CBIXLER 2006/01/10	QUALITY SYMBOLS -0 -0	GENERAL TOLERANCES (UNLESS SPECIFIED)	SCALE 5:1	DESIGN UNITS METRIC	THIRD ANGLE PROJECTION	REVISE ON CAD ONLY
		4 PLACES ± --- ± ---	MM ONLY	TITLE	GBX 4-PAIR L-SERIES OPEN END BACKPLANE SALES ASSEMBLY DRAWING	
		3 PLACES ± --- ± ---	DRAWN BY DATE	MATERIAL NO. DOCUMENT NO.		SHEET NO.
		2 PLACES ± --- ± ---	JBINGHAM 2006/01/04	SEE CHART SD-75854-010		1 OF 1
1 PLACE ± --- ± ---	CHECKED BY DATE	THIS DRAWING CONTAINS INFORMATION THAT IS PROPRIETARY TO MOLEX INCORPORATED AND SHOULD NOT BE USED WITHOUT WRITTEN PERMISSION				
	ANGULAR ± --- °					
	DRAFT WHERE APPLICABLE MUST REMAIN WITHIN DIMENSIONS					