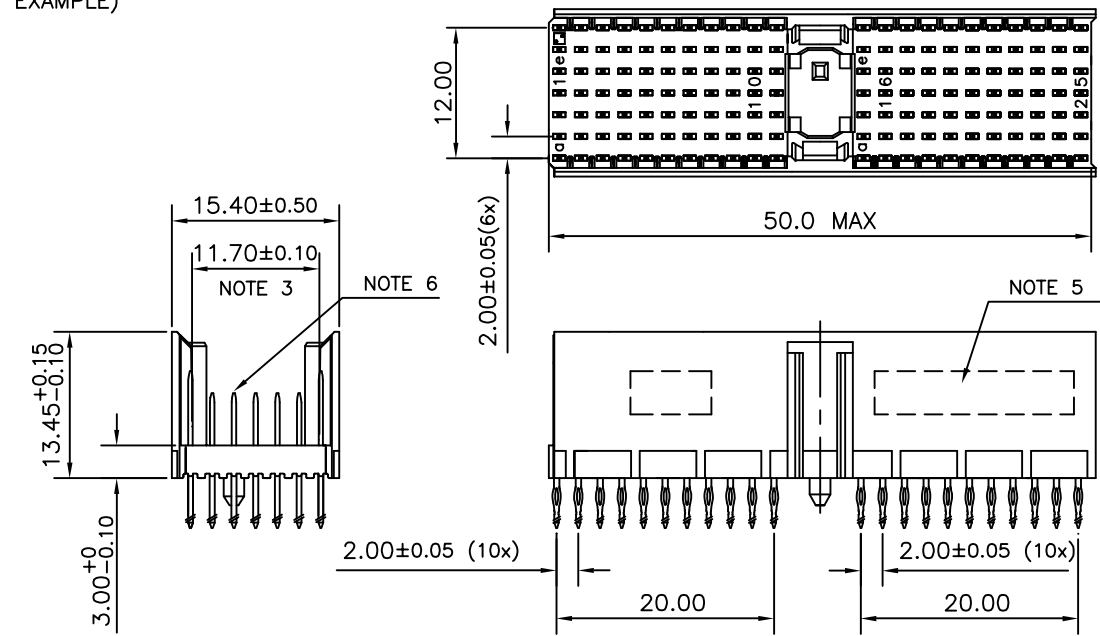


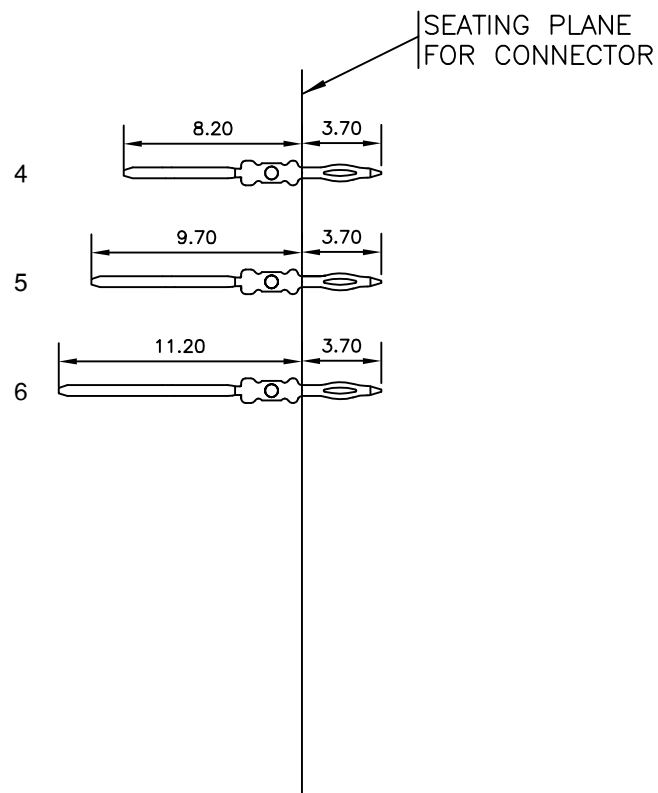
LOADING PATTERN MATING SIDE

f	6	6	6	6	6	6	6	6	6	6	6	6	6	6	6	6	6	6	6	6	6
e	4	4	4	4	4	5	4	4	6	4	4										
d	4	5	4	6	4	4	4	4	4	4											
c	5	5	5	5	5	4	4	4	4	4											
b	5	4	5	4	5	5	4	4	4	4	5										
a	4	4	4	4	6	4	4	4	4	6	4										
z	6	6	6	6	6	6	6	6	6	6	6										
P	0																				
S	1																				

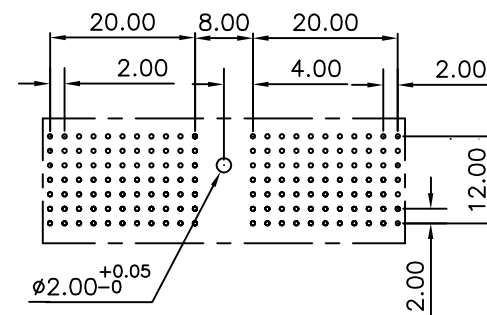
LOADED CONNECTOR ASSEMBLY (FOR EXAMPLE)



CONTACT OVERVIEW



LAY-OUT P.C.B.-HOLE



LEAD FREE INDICATOR : LF = LEAD FREE (DIGIT 15 & 16)

HM2P07PDN1F1

PLATING CODE (DIGIT 13 AND 14) (REF DRW NO. BS,C , 201844 , 003)

NOTES

- THIS PRODUCT IS CSA APPROVED.
 - THIS PRODUCT IS UL RECOGNIZED.
 - MEASURED AT THE BOTTOM.
 - MATERIAL CONTACT: PHOSPHORBRONZE
HOUSING: CREAM WHITE GLASS FILLED POLYESTER UL-94V0
 - CONNECTOR PRINTED WITH P/N AND DATE CODE.
 - FOR ACTUAL CONTACT LOADINGS, SEE LOADING PATTERN MATING SIDE.
 - SHAPE OF CONNECTOR HOUSING CAN ALTER DEPENDING ON PRODUCTION LOCATION
 - THE PRODUCT (LF) MEETS EUROPEAN UNION DIRECTIVES AND OTHER COUNTRY REGULATIONS AS DESCRIBED IN GS-22-008
 - FOR RECOMMENDED PTH DIMENSIONS REFER DRAWING : BS, A , 201572 , 001
- CATALOG NO: HM2P07PDN1F1----

mat'l. code SEE NOTE 4				surface ISO 1302	tolerance ISO 406 ISO 1101	projection	product family MILLIPACS	
ltr	ecn no	dr	date	tolerances unless otherwise specified		MM	title MPACS 5+2R STR HDR PF CONN TYPE A	
A	105-0234	MINI	2005-11-02	angles	linear			
B	106-0131	MINI	2006-07-27	0°±1°		scale		
				dr	MINI K VANDANATH	2005-11-02	dwg no sheet 1 of 1 size BS, C ,203028,496 A3	
				engr	BIJU K PAUL	2005-11-02		
				chr	BIJU K PAUL	2006-07-27		
				appd	BIJU K PAUL	2006-07-27		
sheet index	revision sheet	B	1					type Product Customer Drawing