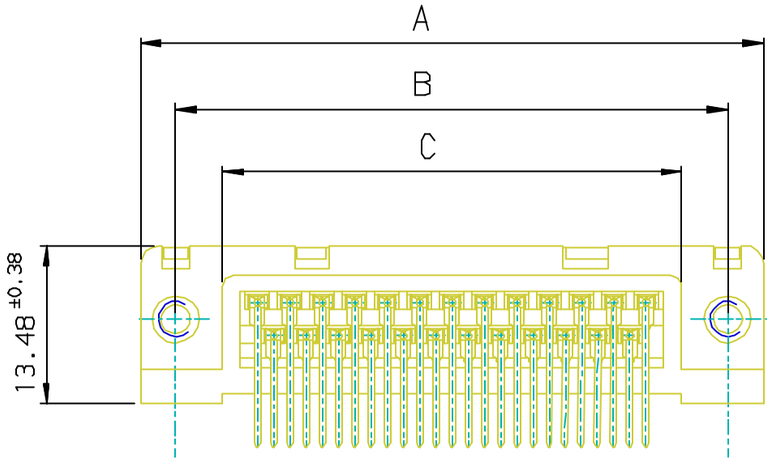

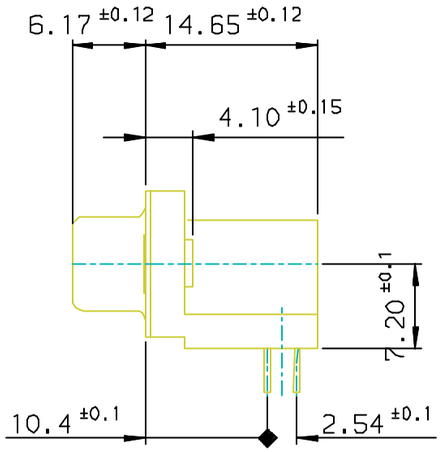

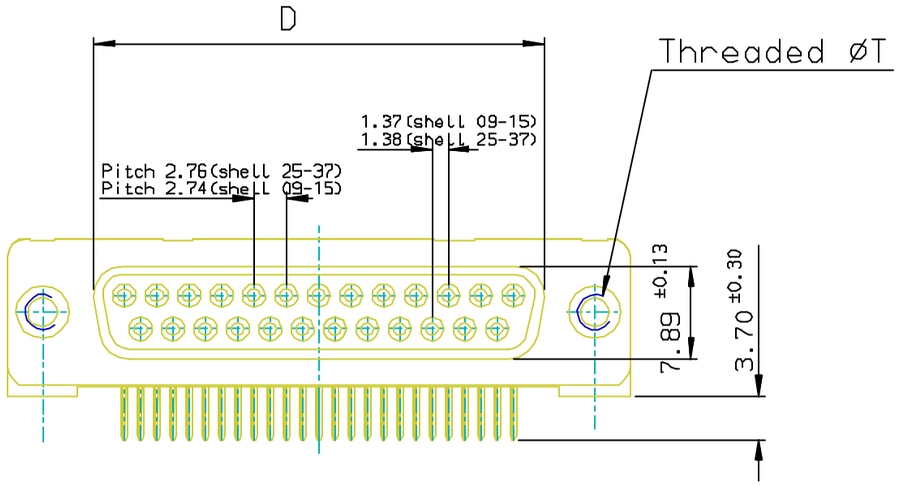

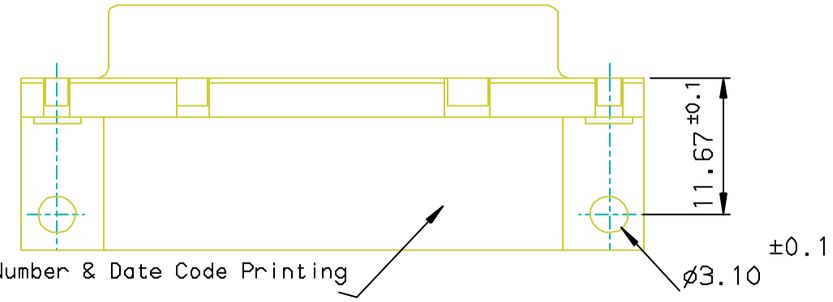

PC card drilling dimensions (after plating)

(thickness 1.60±0.20mm)

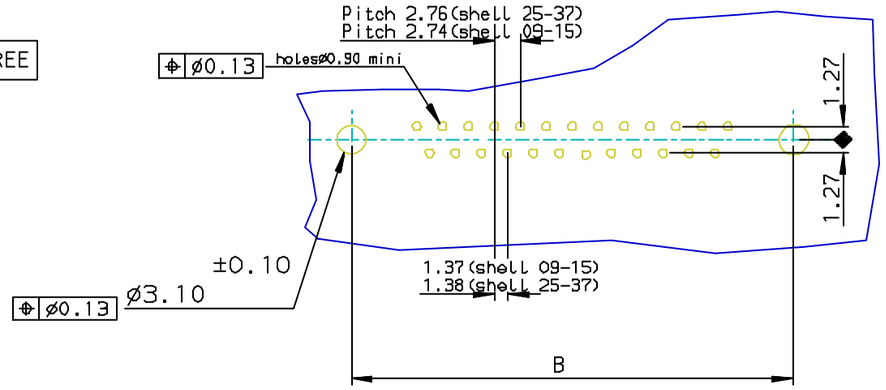

LF FOR LEAD FREE

SHELL	A±0.38	B±0.12	C±0.10	D±0.25	PART NUMBER	
09	30.81	24.99	16.96	16.21	D09S13B4P*00**	D09S13B6P*00**
15	39.14	33.32	25.18	24.54	D15S13B4P*00**	D15S13B6P*00**
25	53.03	47.04	39.12	38.25	D25S13B4P*00**	D25S13B6P*00**
37	69.32	63.50	55.68	54.71	D37S13B4P*00**	D37S13B6P*00**
					Gold flash	0,76 µ gold

Threaded ØT M3 = L
Threaded ØT 4.40 = X

REQUIREMENTS

Technical characteristics:
Shell: steel tin/Zinc Cr3 plated
Insulators: self-extinguishing thermoplastic, UL class 94V0
Contacts size 20: phosphor bronze, gold on mating end, bright tin on termination end over nickel on entire contact
Cycles :500 for plating 6
Cycles :200 for plating 4

Nuts: brass, tin/Zinc Cr3 plated

Electrical characteristics:
max. current rating: 5A
Test voltage: 1000V
Rated voltage: 300V
Contact resistance: ≤15mΩ
Shell resistance: ≤5mΩ
Insulation resistance: >5000MΩ

Climatic characteristics:
Operating temperature range: -55°c +125°c

Dimensions:
in accordance with MIL-C-24308

FOR ROHS DETAILS REFER DWG.NO: C01-8646-0000

rev	ecn no	dr	date
B	I05-0124	JS	2005/07/27
C	I06-0074	SK	2006/06/08
–	–	–	–
–	–	–	–
–	–	–	–
–	–	–	–
–	–	–	–

European Views

www.fciconnect.com			surface ISO 1302	tolerance std ISO 406 ISO 1101		projection	mm
			TOLERANCES UNLESS OTHERWISE SPECIFIED				
Dr	JOHN SLEEBA	2000/12/22	ANGULAR	LINEAR	0.X ±0.1	size A3	Scale 1:1
Eng	GEORGE VJ	2000/12/22			0.XX ±0.1		
Chr	GEORGE VJ	2005/07/27	0.XX° ±1°		0.XXX ±0.1	ECN –	
Appr	KVSD	2005/07/27	Product family		D-SUB	Spec ref –	
title	SOCKET CONNECT. DELTA D RIGHT ANGLED WITH NUTS.				dwg no	C01-8646-0756	Rev. C
catalog no	DELTA-D				CUSTOMER	sheet 1 of 1	

Copyright FCI.

REV F - 2006-04-17