

# Customer Information Sheet

DRAWING No.: M80-822XXXX

SHEET 2 OF 2

IF IN DOUBT - ASK

©

NOT TO SCALE

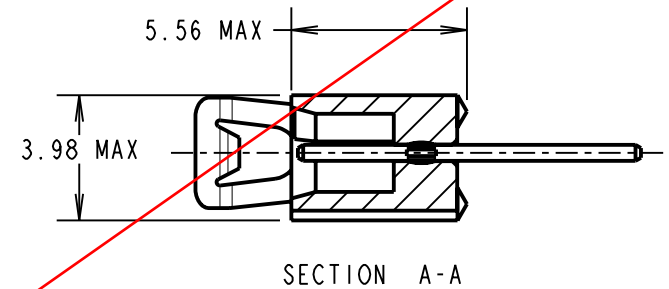
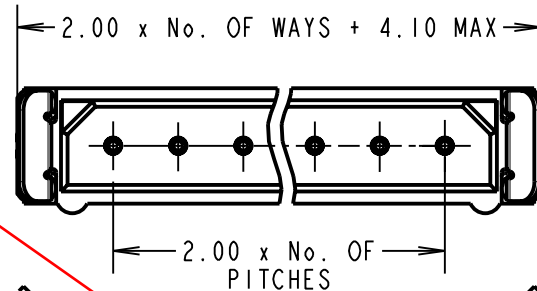
THIRD ANGLE PROJECTION

ALL DIMENSIONS IN mm

ORDER CODE:  
**M80-822XXXX**

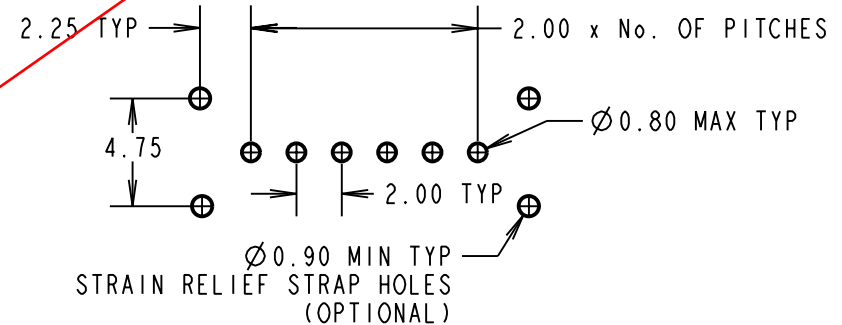
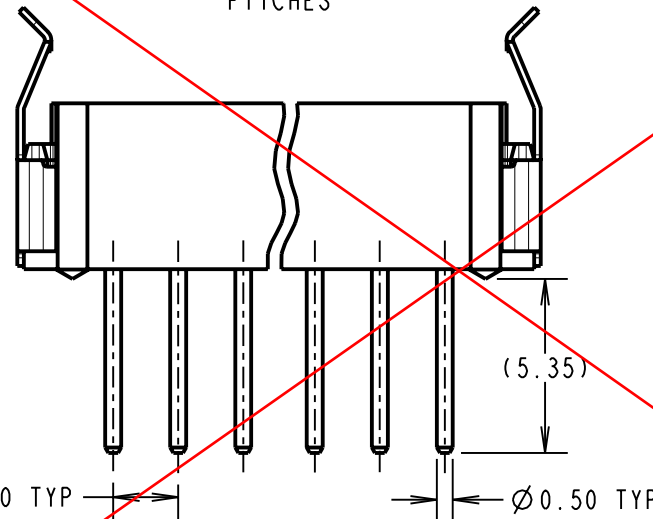
TOTAL No. OF WAYS  
02 - 07, 17, 22

FINISH:  
22 = SELECTIVE GOLD + TIN/LEAD  
42 = SELECTIVE GOLD + 100% TIN  
45 = GOLD



NOTES:  
1. 2-OFF STRAIN RELIEF STRAPS  
M80-0030006 MAY BE USED  
WITH EACH CONNECTOR.

**OBSOLETE**



SPECIFICATIONS:  
MATERIAL:  
MOULDING = POLYAMIDE 46 UL94V-0, BLACK  
CONTACTS = PHOSPHOR BRONZE  
LATCHES = BERYLLIUM COPPER  
FINISH:  
CONTACTS:  
22 = 0.75µ GOLD ON CONTACT AREA.  
3.0µ 90/10 TIN/LEAD ON TAILS  
42 = 0.75µ GOLD ON CONTACT AREA  
3.0µ 100% TIN ON TAILS  
45 = 0.75µ GOLD  
LATCH = 1.25µ NICKEL  
ELECTRICAL:  
CURRENT RATING (25°C) = 3.0A MAX.  
CURRENT RATING (85°C) = 2.2A MAX.  
WORKING VOLTAGE = 120V AC/DC  
VOLTAGE PROOF = 360V AC/DC  
CONTACT RESISTANCE (INITIAL) = 20 mΩ MAX.  
CONTACT RESISTANCE (AFTER CONDITIONING) = 25 mΩ MAX.  
INSULATION RESISTANCE (INITIAL) = 1000 MΩ MIN.  
INSULATION RESISTANCE (AFTER CONDITIONING) = 100 MΩ MIN.

MECHANICAL:  
DURABILITY = 500 OPERATIONS  
ENVIRONMENTAL:  
TEMPERATURE RANGE = -55°C TO +125°C  
PACKING:  
TUBE  
FOR COMPLETE SPECIFICATION, SEE COMPONENT  
SPECIFICATION C005XX (LATEST ISSUE)

CP	5	30.09.09	10303
NAME	ISS.	DATE	C/NOTE
APPROVED: C. PENROSE			
CHECKED: R. ADDE			
DRAWN: A. LIOTTA			
CUSTOMER REF.:			
ASSEMBLY DRG:			

**HARWIN**

HARWIN USA  
TEL: 603 893 5376  
FAX: 603 893 5396  
mis@harwin.com

HARWIN Europe (UK)  
TEL: 023 9231 4545  
FAX: 023 9231 4590  
mis@harwin.co.uk

HARWIN Asia  
TEL: +65 6 779 4909  
FAX: +65 6 779 3868  
mis@harwin.com.sg

THIS DRAWING AND ANY  
INFORMATION OR DESCRIPTIVE  
MATTER SET OUT HEREON ARE  
CONFIDENTIAL AND COPYRIGHT  
PROPERTY OF THE HARWIN  
GROUP AND MUST NOT BE  
DISCLOSED, LOANED, COPIED  
OR USED FOR MANUFACTURING,  
TENDERING OR FOR ANY  
OTHER PURPOSE WITHOUT  
THEIR WRITTEN PERMISSION.

TOLERANCES  
X. = ±1mm  
X.X = ±0.25mm  
X.XX = ±0.10mm  
X.XXX = ±0.01mm  
ANGLES = ±5°  
UNLESS STATED

MATERIAL:  
SEE ABOVE  
FINISH: SEE ABOVE  
S/AREA: mm<sup>2</sup>

TITLE: DATAMATE SIL  
VERTICAL PC TAIL PLUG  
ASSEMBLY - LATCHED  
DRAWING NUMBER:  
**M80-822XXXX**

SHT  
2  
OF 2