

NOTES:

1. Ⓢ REPRESENTS A CRITICAL DIMENSION.
2. MINIMUM PUSHOUT FORCE TO BE 12 OZ RETENTION FOR CONTACTS AND WELD TABS.
3. .003[0.08] MAXIMUM TERMINAL BURR.
4. .005[0.13] MAXIMUM HEIGHT VARIATION BETWEEN ANY TWO PINS.
5. PARTS SHALL BE PACKAGED IN TUBES UNLESS OTHERWISE SPECIFIED. SEE SHEET 2.

DO NOT SCALE FROM THIS PRINT

TFM-1XX-XX-X-DH-XX

NO OF POSITIONS

-02 THRU -50
(PER ROW)

OPTION

-TR: TAPE & REEL PACKAGING
(SEE NOTE 5)

LEAD STYLE

-02

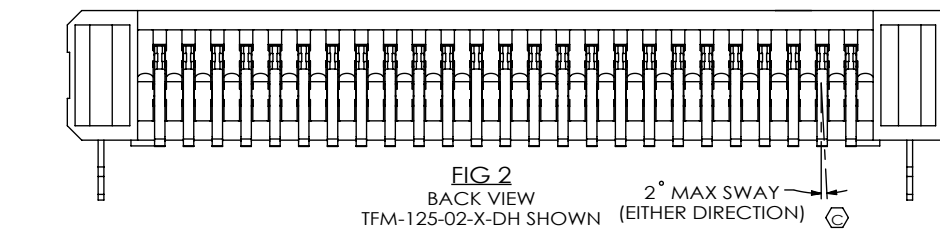
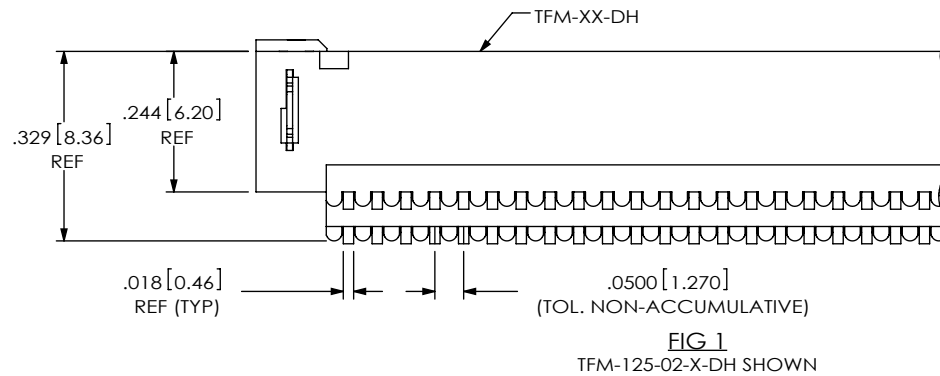
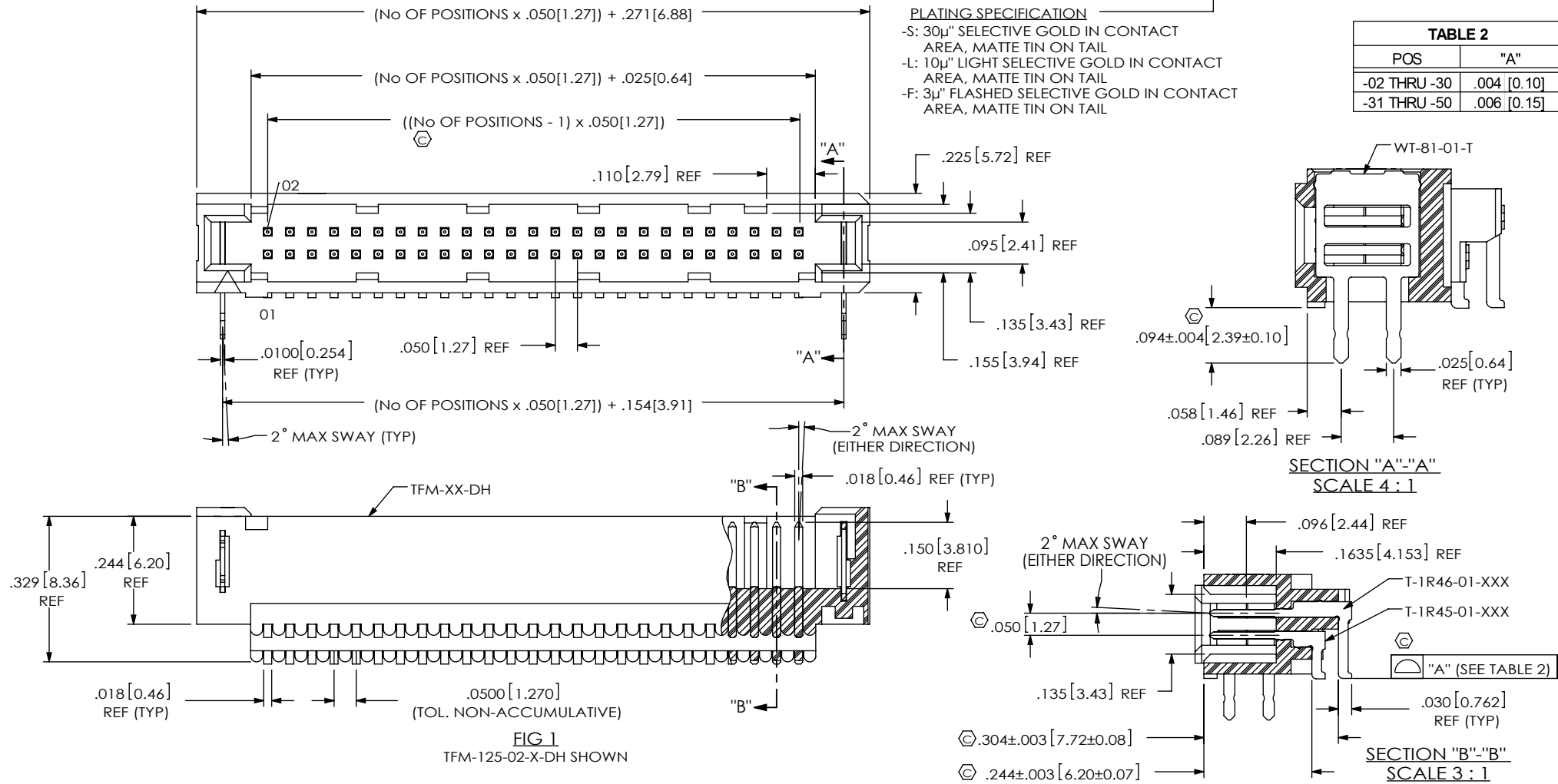
ROW SPECIFICATION

-DH: DOUBLE HORIZONTAL

PLATING SPECIFICATION

- S: 30μ" SELECTIVE GOLD IN CONTACT AREA, MATTE TIN ON TAIL
- L: 10μ" LIGHT SELECTIVE GOLD IN CONTACT AREA, MATTE TIN ON TAIL
- F: 3μ" FLASHED SELECTIVE GOLD IN CONTACT AREA, MATTE TIN ON TAIL

POS	"A"
-02 THRU -30	.004 [0.10]
-31 THRU -50	.006 [0.15]



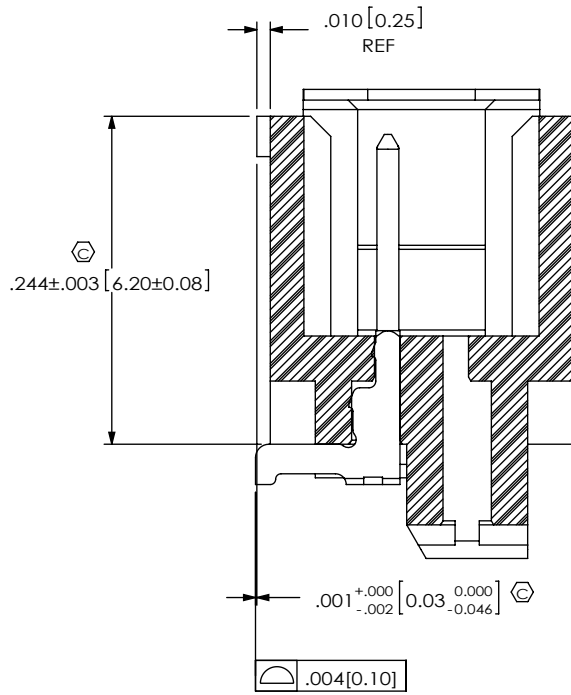
UNLESS OTHERWISE SPECIFIED, DIMENSIONS ARE IN INCHES.
TOLERANCES ARE:
DECIMALS ANGLES
.XX: ±.01 [.3] 2°
.XXX: ±.005 [.13]
.XXXX: ±.0020 [.051]

PROPRIETARY NOTE
THIS DOCUMENT CONTAINS CONFIDENTIAL AND PROPRIETARY INFORMATION AND ALL DESIGN, MANUFACTURING, REPRODUCTION, USE, PATENT RIGHTS AND SALES RIGHTS ARE EXPRESSLY RESERVED BY SAMTEC, INC. THIS DOCUMENT SHALL NOT BE DISCLOSED, IN WHOLE OR PART, TO ANY UNAUTHORIZED PERSON OR ENTITY NOR REPRODUCED, TRANSFERRED OR INCORPORATED IN ANY OTHER PROJECT IN ANY MANNER WITHOUT THE EXPRESS WRITTEN CONSENT OF SAMTEC, INC.

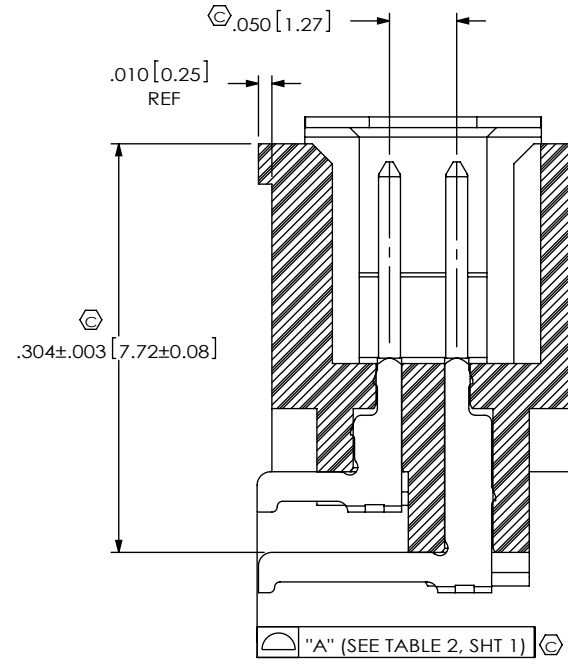
samtec
520 PARK EAST BLVD, NEW ALBANY, IN 47150
PHONE: 812-944-6733 FAX: 812-948-5047
e-Mail: info@SAMTEC.com code 55322

MATERIAL: DO NOT SCALE DRAWING SHEET SCALE: 3:1
INSULATOR: LCP, UL 94-VO
COLOR: BLACK
TERMINAL: COPPER ALLOY

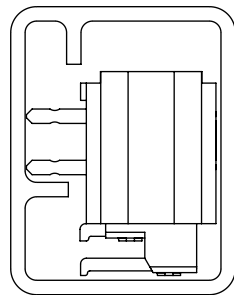
DESCRIPTION:
.050 X .050 DOUBLE HORIZONTAL TERMINAL STRIP
DWG. NO. TFM-1XX-XX-X-DH-XX
BY: J. BROWNING 04/12/2010 SHEET 1 OF 2



IN-PROCESS 1
FILL T-1R45-01-XXX



IN-PROCESS 2
FILL T-1R46-01-XXX



PT-1-24-01-124
TP-07
TUBE VIEW

F:\DWG\MISC\MKTG\TFM-1XX-XX-X-DH-XX-MKT.SLDDRW

PROPRIETARY NOTE
THIS DOCUMENT CONTAINS CONFIDENTIAL AND PROPRIETARY INFORMATION AND ALL DESIGN, MANUFACTURING, REPRODUCTION, USE, PATENT RIGHTS AND SALES RIGHTS ARE EXPRESSLY RESERVED BY SAMTEC, INC. THIS DOCUMENT SHALL NOT BE DISCLOSED, IN WHOLE OR PART, TO ANY UNAUTHORIZED PERSON OR ENTITY NOR REPRODUCED, TRANSFERRED OR INCORPORATED IN ANY OTHER PROJECT IN ANY MANNER WITHOUT THE EXPRESS WRITTEN CONSENT OF SAMTEC, INC.

DO NOT SCALE DRAWING

SHEET SCALE: 3:1



520 PARK EAST BLVD, NEW ALBANY, IN 47150
PHONE: 812-944-6733 FAX: 812-948-5047
e-Mail info@SAMTEC.com code 55322

DESCRIPTION:
.050 X .050 DOUBLE HORIZONTAL TERMINAL STRIP

DWG. NO.
TFM-1XX-XX-X-DH-XX

BY: J. BROWNING 04/12/2010 SHEET 2 OF 2