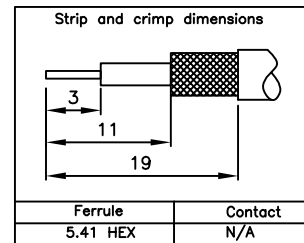
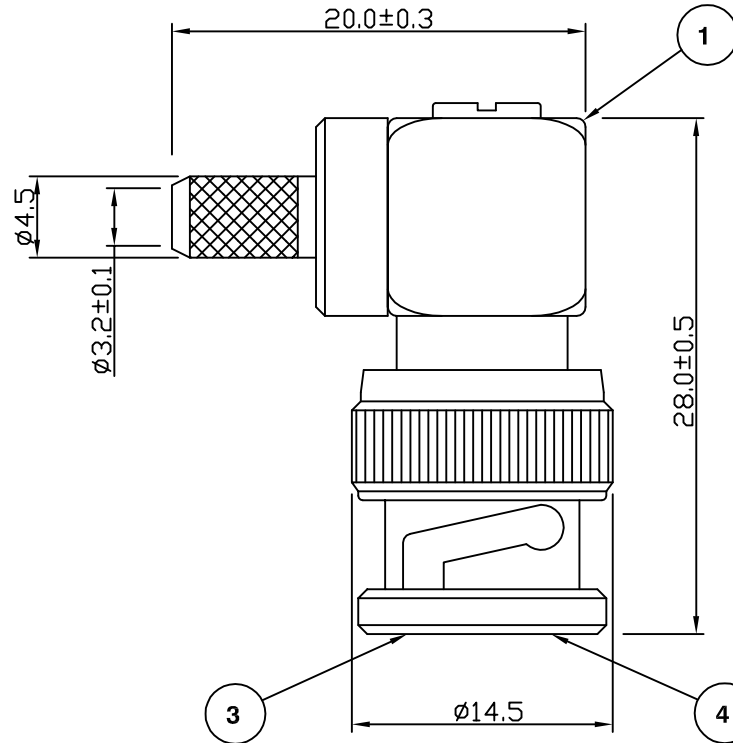
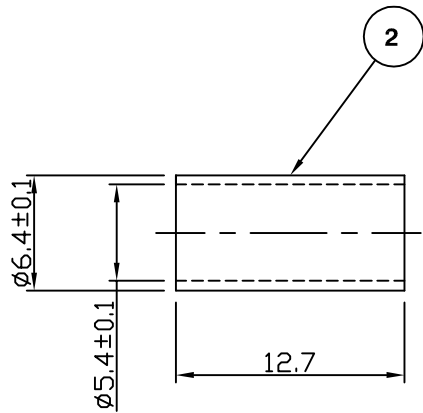


RoHS COMPLIANT



For stripping and assembly instructions see Drawing Number: VAIB2101

Electrical Characteristics

Nominal Impedance:	50 ohms
Frequency Range:	DC to 4 GHz
VSWR:	1.3:1 maximum
Insertion Loss:	0.2 dB at 3 GHz
Operating Voltage (rms):	500 V maximum at sea level
Dielectric Withstand Voltage (rms):	1500 V maximum at sea level
Contact Resistance:	1.5 milliohms maximum
Insulation Resistance:	5000 megohms minimum

Mechanical Characteristics

Mating Cycles:	500 cycles minimum
Interface Dimensions:	Conform to MIL-C-39012

Environmental Characteristics

Temperature Range:	-55 °C to +85 °C
--------------------	------------------

PART	DESCRIPTION
1	Body Zinc, nickel plated 1.78 μm
2	Ferrule Brass, nickel plated 1.78 μm
3	Contact Brass, gold plated 0.076 μm - 0.127 μm
4	Dielectric POM

Dimensional update	JT	4	20 April 10
Altered Address	KA	3	14 Aug 07
CAD Issue	SN	2	01 Feb 02
First Issue	AT	1	07 Nov 94
DESCRIPTION OF REVISION	APPVD	ISS	DATE



Cinch Connectivity Solutions
7-13 Russel Way,
Widford Industrial Estate,
Chelmsford, Essex,
CM1 3AA, UK.
Tel: +44 (0) 1245 359515
Fax: +44 (0) 1245 358938

SCALE: Not To Scale

DIMENSIONS: mm

TOLERANCES:
± 0.2mm unless
otherwise stated

DRAWN BY: S Nash

CHECKED BY: S Nash

APPROVED BY: M Nielsen

DATE: 01 Feb 02

TITLE:

BNC Right Angle Crimp Plug
for RG58

PART NUMBER:

VB20-2051

PAGE: 1 of 1