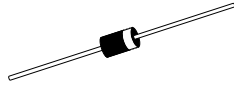


CentralTM Semiconductor Corp.

CRSH2 SERIES
SCHOTTKY BARRIER RECTIFIER
2.0 AMPS, 20 THRU 100 VOLTS



CASE DO-15

DESCRIPTION:

The CENTRAL SEMICONDUCTOR CRSH2 Series types are Schottky Barrier Rectifiers mounted in an axial lead epoxy case using a metal to silicon junction to yield a low forward voltage drop.

MARKING: FULL PART NUMBER

MAXIMUM RATINGS: ($T_A=25^\circ\text{C}$ unless otherwise noted)

	SYMBOL	CRSH2-								UNITS
		<u>2</u>	<u>3</u>	<u>4</u>	<u>5</u>	<u>6</u>	<u>8</u>	<u>10</u>		
Peak Repetitive Reverse Voltage	V_{RRM}	20	30	40	50	60	80	100	V	
DC Blocking Voltage	V_R	20	30	40	50	60	80	100	V	
RMS Reverse Voltage	$V_{R(RMS)}$	14	21	28	35	42	56	70	V	
Average Forward Current ($T_L=75^\circ\text{C}$)	I_O				2.0				A	
Peak Forward Surge Current (8.3ms)	I_{FSM}				50				A	
Operating and Storage Junction Temperature	T_J, T_{stg}				-65 to +125				$^\circ\text{C}$	
Thermal Resistance	Θ_{JA}				35				$^\circ\text{C/W}$	

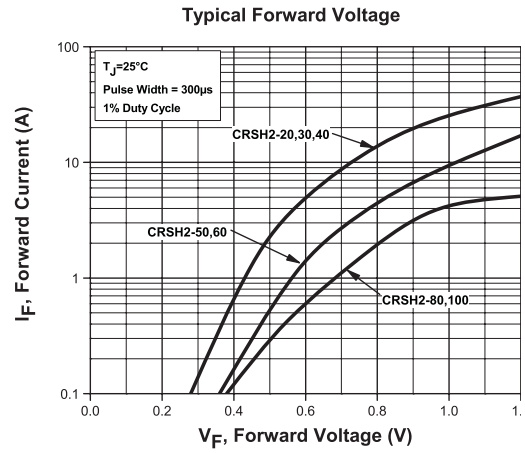
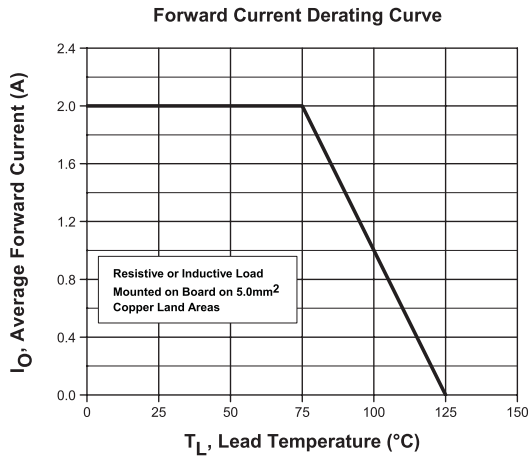
ELECTRICAL CHARACTERISTICS: ($T_A=25^\circ\text{C}$ unless otherwise noted)

SYMBOL	TEST CONDITIONS	TYP	MAX	UNITS
I_R	$V_R=\text{Rated } V_{RRM}$		0.5	mA
I_R	$V_R=\text{Rated } V_{RRM} (T_A=100^\circ\text{C})$		20	mA
V_F	$I_F=2.0\text{A} (20\text{V}, 30\text{V}, 40\text{V})$		0.5	V
V_F	$I_F=2.0\text{A} (50\text{V}, 60\text{V})$		0.7	V
V_F	$I_F=2.0\text{A} (80\text{V}, 100\text{V})$		0.85	V
C_J	$V_R=4.0, f=1.0\text{MHz}$	170		pF

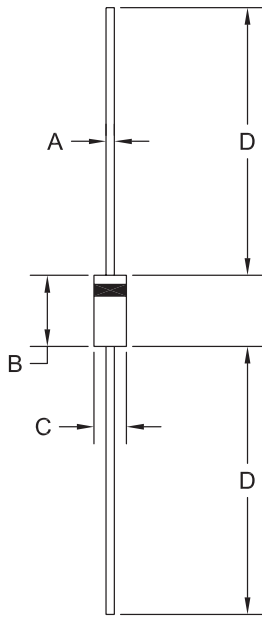
R2 (24-October 2008)

CRSH2 SERIES

SCHOTTKY BARRIER RECTIFIER 2.0 AMPS, 20 THRU 100 VOLTS



DO-15 CASE - MECHANICAL OUTLINE



SYMBOL	INCHES		MILLIMETERS	
	MIN	MAX	MIN	MAX
A	0.028	0.034	0.71	0.86
B	0.230	0.300	5.84	7.62
C	0.104	0.140	2.64	3.56
D	1.000	-	25.40	-

DO-15 (REV: R1)

MARKING: FULL PART NUMBER

R1

R2 (24-October 2008)

OUTSTANDING SUPPORT AND SUPERIOR SERVICES



PRODUCT SUPPORT

Central's operations team provides the highest level of support to insure product is delivered on-time.

- Supply management (Customer portals)
- Inventory bonding
- Consolidated shipping options
- Custom bar coding for shipments
- Custom product packing

DESIGNER SUPPORT/SERVICES

Central's applications engineering team is ready to discuss your design challenges. Just ask.

- Free quick ship samples (2nd day air)
- Online technical data and parametric search
- SPICE models
- Custom electrical curves
- Environmental regulation compliance
- Customer specific screening
- Up-screening capabilities
- Special wafer diffusions
- PbSn plating options
- Package details
- Application notes
- Application and design sample kits
- Custom product and package development

CONTACT US

Corporate Headquarters & Customer Support Team

Central Semiconductor Corp.
145 Adams Avenue
Hauppauge, NY 11788 USA
Main Tel: (631) 435-1110
Main Fax: (631) 435-1824
Support Team Fax: (631) 435-3388
www.centrasemi.com

Worldwide Field Representatives:
www.centrasemi.com/wwreps

Worldwide Distributors:
www.centrasemi.com/wwdistributors

For the latest version of Central Semiconductor's **LIMITATIONS AND DAMAGES DISCLAIMER**, which is part of Central's Standard Terms and Conditions of sale, visit: www.centrasemi.com/terms