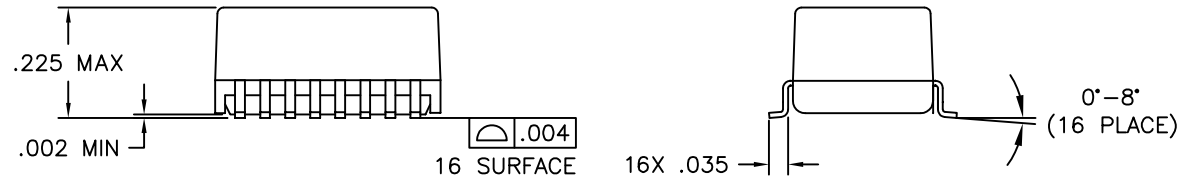
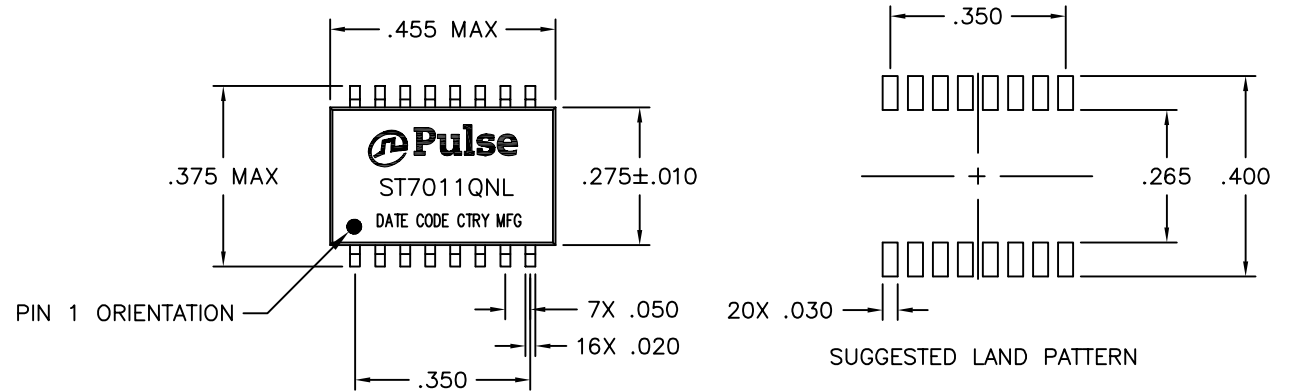


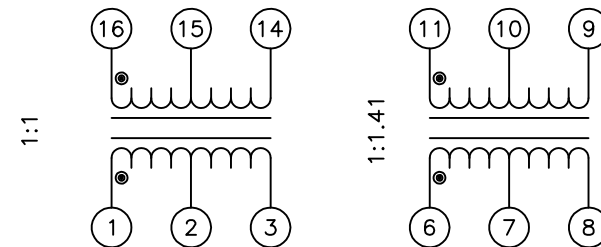
NOTES: UNLESS OTHERWISE SPECIFIED

1. ROHS COMPLIANT
2. PLASTIC: THERMOSET PLASTIC MATERIAL WITH FLAMMABILITY RATING UL 94V-0 OR BETTER.
3. SOLDERABILITY: CONFORMS TO ANSI/J-STD-002, 245°C REFLOW PEAK TEMPERATURE PER IPC/EIA J-STD-003A
4. OPERATING TEMPERATURE: 0°C TO +70°C
5. STORAGE TEMPERATURE: -20°C TO +125°C
6. JEDEC MOISTURE: LEVEL 1.
7. DIMENSIONS ARE IN INCHES, TOLERANCES:
.XX = ±.01 .XXX = ±.005



ELECTRICAL CHARACTERISTICS AT +25°C UNLESS OTHERWISE SPECIFIED
(FOR REFERENCE ONLY. USED FOR CUSTOMER INFORMATION.)

PARAMETER	SPECIFICATIONS
OPERATING TEMP	0°C - 70 °C
POLARITY	PER SCHEMATIC
URNS RATIO	(1-3) : (16-14) = 1 : 1 ±5% (6-8) : (11-9) = 1 : 1.41 ±5%
INDUCTANCE (OCL)	175 uH MIN (AT 10 KHz 10 mVRMS)
CAPACITANCE WINDING TO WINDING	20 pF MAX
DC RESISTANCE (EACH WINDING)	0.9 OHMS MAX
LEAKAGE INDUCTANCE	0.30 uH MAX AT 1 MHz MIN.
INPUT - OUTPUT ISOLATION	1500 VRMS MIN @ 60 SECONDS



SCHEMATIC

NOTE: f IS FREQUENCY IN MHz.

© Copyright, 2011. Pulse Electronics Corp. All rights reserved. Drawing specifications subject to change without notice. (07/12/11)

PULSE CONFIDENTIAL & PROPRIETARY	PRODUCT DESCRIPTION	PS DRAWING	SHEET:	DWG. NO./ PART NO.	REV.
	XFMR, SIN,10D,1:1.414,SM,TU	PS-2400.001-A	1	ST7011QNL	M11